

Listino
Price-List





**La nostra storia nasce nel 1953 a Pogno,
dove ancora oggi abbiamo la nostra sede
e i nostri stabilimenti produttivi.**

Our history started in 1953 in Pogno,
where we still have our headquarters
and production plants.

E' una storia fatta di valori e di concretezza, di passione per il lavoro e per il nostro territorio. Il nostro è un successo tutto italiano, i nostri rubinetti vengono progettati e realizzati coniugando la creatività e la cura artigianale tipici del made in Italy con le potenzialità di un'Azienda industriale.

E il filo conduttore è da sempre la funzionalità del prodotto: attenzione a forme pulite ed essenziali, utilizzo di materie prime rispettose delle normative internazionali e applicazione delle migliori innovazioni tecnologiche per ottenere un prodotto in grado di integrarsi perfettamente con la sua materia prima, l'acqua.

It is a story based on values and concreteness, passion for our work and for our territory. Our success is all Italian, our taps are designed and made by combining the creativity and the handmade care typical of Made in Italy with the potential of an industrial company.

The common thread has always been the functionality of the product: attention to simple and essential shapes, the use of raw materials which are respectful of the international regulations, the application of the best technological innovations to obtain a product able to integrate perfectly with its main purpose: the water.



^
ESTERNO STABILIMENTO
OUTSIDE FACTORY VIEW

La nostra Azienda.

La soddisfazione dei nostri clienti passa non solo attraverso i nostri prodotti, ma anche attraverso il nostro servizio.


L'attenzione all'innovazione tecnologica e ai miglioramenti continui di processo ci ha permesso di creare un prodotto dall'ottimo rapporto qualità-prezzo, ma anche e soprattutto di consegnarlo in tempi rapidissimi.

La ricerca della qualità sotto ogni punto di vista rappresenta per noi un obiettivo strategico, che ci ha portato ad investire negli anni importanti risorse a sostegno della innovazione sia di prodotto che di processo, come testimoniato anche dalla certificazione di qualità aziendale secondo la norma UNI EN ISO 9001:2015.





INTERNO STABILIMENTO
INSIDE FACTORY VIEW



Our Company.

The satisfaction of our customers does not only depend on our products, but also on our service. The attention to the technological innovation and the continuous process improvements allow us not only to create a product with an excellent quality-price ratio, but also to deliver it in a very short time. The search of quality from every point of view is for us a strategic objective, which we have invested over the years important resources to support both product and process innovation, as also evidenced by the Company Quality Certification according to the UNI EN standard ISO 9001: 2015.

Index

08	Garanzia e compilazione ordini Guarantee and how to make orders
10	Finiture Finishes
14	Compact box Compact box
18	Modular box Modular box
22	Tabella compatibilità Compatibility table
24	P-Box P-Box
595	Accessori Fittings
622	Condizioni di vendita Sale conditions
628	Contatti agenti Agents contacts



Miscelatori Mixers



27	Jo	301	Red
49	Joker	319	Duemila
69	Elle-Effe	333	Nettuno 2
91	Level	347	Nettuno
113	Rock	361	Apollo 3
131	Tilt	369	Flavia-Giorgia
147	Tango	381	Chef
161	Light	387	Termostatici
189	Birillo-Micro	411	Compact box
207	Berry	421	Modular box
217	Ringo-West	429	Incassi Projects
237	Candy		
253	Stick		
275	Sly		
287	Green		



Rubineria tradizionale
Traditional taps



- 451 Belinda-Melissa
- 463 Iris-Viola
- 479 Quattro
- 491 Danubio



Soluzioni doccia
Shower set solutions



- 505 Soluzioni doccia - Shower set solutions
- 509 Colonne doccia - Shower columns
- 539 Saliscendi - Sliding rails
- 555 Soffioni - Shower heads
- 569 Docce - Hand showers
- 587 Kit bidet - Bidet kit

5 anni di garanzia / 5 years guarantee



Le nostre produzioni vengono realizzate con l'impiego delle migliori materie prime e componenti, in linea con le norme di qualità previste dai primari Istituti di Certificazione sia europei che nazionali. Qualora, malgrado i nostri scrupolosi controlli, sorgessero vizi e difetti occulti, tutti i nostri prodotti sono assistiti da garanzia, a condizione che vengano rispettate le modalità di installazione e di impiego previste dalle nostre condizioni generali di vendita.

Our productions are realised by using best raw- materials and components, as per the European and national Standards rules. Should faults or defects occur in spite of our rigorous inspections, all our products are covered by guarantee, on condition that installation and use modalities, foreseen in our general conditions of sale, are followed.

Corretta compilazione degli ordini / How to make orders correctly

Colori e finiture: disponibili come da tabella, presentati nelle pagine successive, si devono indicare apponendo il colore dopo il codice completo dell'articolo.

Colours and finishes: available as per the list, shown in the following pages, you have to place the code-reference of the colour after the article-No.



codice articolo costituito da /
article code is made by:

<p>TI 075.. Miscelatore lavabo Wash basin mixer</p>	<ul style="list-style-type: none"> ■ 2/5 lettere (richiamano la serie) 2/5 letters (for range) ■ 3 numeri (identificano l'articolo) 3 numbers (for article) 2/4 lettere (individuano la finitura) 2/4 letters (for finish) 								
	<p>finiture / finishes</p> <table border="0"> <tr> <td>CR</td> <td>156,93</td> </tr> <tr> <td>BO</td> <td>204,02</td> </tr> <tr> <td>NO</td> <td>204,02</td> </tr> <tr> <td>ST</td> <td>235,40</td> </tr> </table>	CR	156,93	BO	204,02	NO	204,02	ST	235,40
CR	156,93								
BO	204,02								
NO	204,02								
ST	235,40								



Finiture / Finishes



JO

JOKER

ELLE

EFFE

LEVEL

ROCK

TILT

TANGO

LIGHT

BIRILLO

Riflettente / Reflective

CR		Cromo Chrome plated	■	■	■	■	■	■	■	■	■	■
CO		Cromo + gold finish Chrome + gold finish										
HG		Honey gold Honey gold							■			

Colorata / Colored

BO		Bianco opaco Matt white						■		■		
CC		Colore (bianco o nero lucido) + cromo Colour (glossy white or black) + chrome										
CG		Colore (bianco o nero lucido) + gold finish Colour (glossy white or black) + gold finish										
NO		Nero opaco Matt black	■	■				■		■		
TF		Terra di francia + cromo Terre de france + chrome										

Spazzolata / Brushed

BR		Bronzato Bronze										
RM		Ramato Copper										
HGSP		Honey gold spazzolato Brushed honey gold								■		
ST		Steel looking Steel looking				■	■	■	■	■		



MICRO

BERRY

RINGO

WEST

CANDY

STICK

SLY

GREEN

RED

DUEMILA

NETTUNO 2

NETTUNO

APOLLO 3

FLAVIA

GIORGIA

CHEF

	■	■	■	■	■	■	■	■	■	■	■	■	■	■	■
									■				■	■	
										■					
			■							■					
														■	■
														■	■
															■

Finiture / Finishes



TERMOSTATICI
LEVEL

TERMOSTATICI
LIGHT

TERMOSTATICI
EQUO STARNEW





TERMOSTATICI
QUATTRO

COMPACT
BOX





MODULAR
BOX

INCASSI
PROJECTS






Riflettente / Reflective

CR		Cromo Chrome plated	<input checked="" type="checkbox"/>	<input checked="" type="checkbox"/>	<input checked="" type="checkbox"/>	<input checked="" type="checkbox"/>	<input checked="" type="checkbox"/>	<input checked="" type="checkbox"/>	<input checked="" type="checkbox"/>
CO		Cromo + gold finish Chrome + gold finish							
GF		Gold finish Gold finish							
HG		Honey gold Honey gold		<input checked="" type="checkbox"/>			<input checked="" type="checkbox"/>	<input checked="" type="checkbox"/>	

Colorata / Colored

BO		Bianco opaco Matt white		<input checked="" type="checkbox"/>			<input checked="" type="checkbox"/>	<input checked="" type="checkbox"/>	
CC		Colore (bianco o nero lucido) + cromo Colour (glossy white or black) + chrome							
CG		Colore (bianco o nero lucido) + gold finish Colour (glossy white or black) + gold finish							
NO		Nero opaco Matt black		<input checked="" type="checkbox"/>			<input checked="" type="checkbox"/>	<input checked="" type="checkbox"/>	

Spazzolata / Brushed

AG		Argento Silver							
BR		Bronzato Bronze							
RM		Ramato Copper							
HGSP		Honey gold spazzolato Brushed honey gold		<input checked="" type="checkbox"/>			<input checked="" type="checkbox"/>	<input checked="" type="checkbox"/>	
ST		Steel looking Steel looking	<input checked="" type="checkbox"/>	<input checked="" type="checkbox"/>			<input checked="" type="checkbox"/>	<input checked="" type="checkbox"/>	


Compact Box

La soluzione compatta e universale per doccia e vasca.
Compact and universal solution for shower and bath.



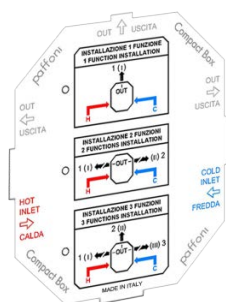
DESIGN SET ESTERNO EXTERNAL SET

- Piastra:
• tonda o quadra
Manopola:
• tonda o quadra
Wall plate:
• round or square
Handle:
• round or square



BASE PER COMPACT BOX BASE FOR COMPACT BOX

- Set incasso universale per miscelatori e termostatici compact
- 1, 2 o 3 uscite
- Attacchi da 1/2" G
- Universal concealed set for compact mixers and thermostatic mixers
- 1, 2 or 3 outlets
- 1/2" G connections



COVER ISTRUZIONI INSTRUCTIONS COVER

Istruzioni di collegamento in base al n° di funzioni necessarie

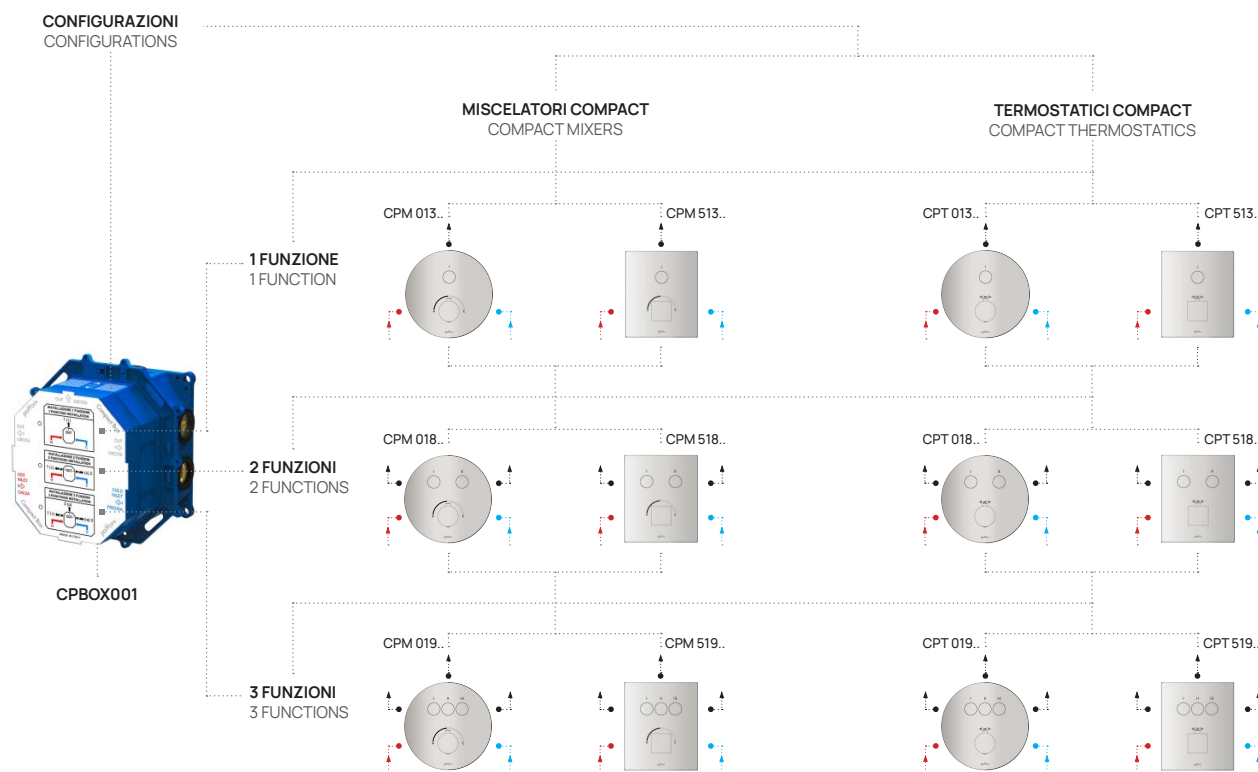
Connection instructions according to the number of required functions



GRUPPO FUNZIONALE FUNCTIONAL GROUP

- Deviatore:
• con pulsante On/Off
Corpo miscelazione:
• con cartuccia a dischi ceramici
• cartuccia termostatica

- Diverter:
• with On/Off button
Mixer body:
• with ceramic disc cartridge or thermostatic cartridge



Set incasso universale per miscelatori e termostatici compact
Universal concealed box for compact mixers and compact thermostatic mixers

COMPLETARE IL PRODOTTO COME SEGUE:
TO COMPLETE THE PRODUCT AS FOLLOWS:



CPBOX 001
Set incasso universale
Universal concealed set

+



CODICE / CODE
Set esterno (es. CPM019)
External set (ex. CPM019)

Vantaggi:

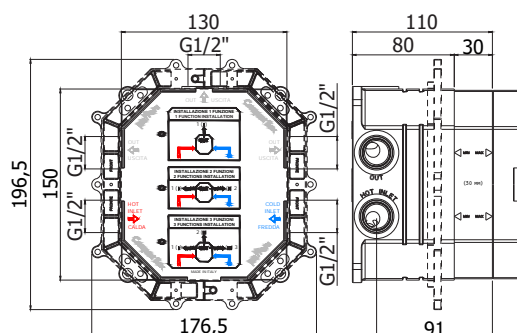
- Semplice installazione
- Riduce i costi di installazione e manutenzione
- Disponibile per impianti doccia/vasca a 1, 2 e 3 funzioni (miscelatori e termostatici)
- Profondità di installazione: min 80 - max 110 mm
- Flangia anteriore regolabile in funzione dello spessore del rivestimento: 10-40 / 50 / 60 mm
- Possibilità di installazione in ogni tipo di muro e cartongesso (con fissaggio posteriore o anteriore)
- Possibilità di cambiare design e finitura in qualsiasi momento
- Possibilità di sostituire il miscelatore con il termostatico a seconda delle esigenze
- In caso di guasti, possibilità di cambiare il corpo di miscelazione e deviazione senza danneggiare muri e rivestimenti

Advantages:

- Easy to install
- Reduce installation and maintenance costs
- Available for 1,2 and 3 functions shower systems (mixers and thermostatics)
- Installation depth: min 80 - max 110 mm
- Front flange adjustable according to the thickness of the coating: 10-40 / 50 / 60 mm
- Possibility of installation in any type of wall and plasterboard (with back or front fixing)
- Design and finish can be changed at any time
- Possibility to replace the mixer with thermostatic one according to the needs
- In case of failures, repair or change the mixing body can be done without damaging tiles and wall

Compact Box

La soluzione compatta e universale per doccia e vasca.
Compact and universal solution for shower and bath.



Paffoni Compact Box è una soluzione in grado di soddisfare diverse esigenze sia funzionali che estetiche.

Grazie alla sua flessibilità Paffoni Compact Box è disponibile sia nella versione **miscelatore** che **termostatico**.

Set incasso universale configurabile come segue:

- 1, 2 o 3 funzioni
- con cartuccia a dischi ceramici per miscelatore compact
- con cartuccia termostatica per termostatico compact
- design: tondo (Ø180 mm) o quadro (150x180 mm)

Dimensioni ridotte per avere più spazio nella vasca e nella doccia:

- Ingombro minimo fuori muro 46 mm
- Altezza della piastra 9 mm

Paffoni Compact Box is a solution able to satisfy different functional and aesthetic needs.

Thanks to its flexibility, Paffoni Compact Box is available in both **mixer** and **thermostatic** versions.


Universal concealed box configurable as follows:

- 1, 2 or 3 functions
- with ceramic disc cartridge for mixer
- with thermostatic cartridge for thermostatic mixer
- design: round (Ø180 mm) or square (150x180 mm)

Smaller size to have more space in the bath and shower:

- Thickness encumbrance from the wall 46 mm
- Height of the plate 9 mm

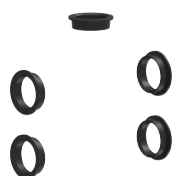
Tecnologie / Technologies




Scatola a tenuta "Stagna"
"Watertight" box



Test pressione/spurgo
Pressure/Purge Test



Guarnizioni Anti-vibrazione
Anti-vibration gaskets



Guaina isolante
Insulating sheath



Sotto piastra Anti-condensa
Anti-condensation under plate



Piastra con scarico
Plate with drain

Collegamenti:

- Filettatura ingressi (calda/fredda) da 1/2" G
- Filettatura uscite (1 / 2 / 3) da 1/2" G

Sicurezza:

- Corpo in ottone stampato
- Scatola incasso a tenuta "Stagna"
- Guaina isolante sotto-piastrella in tessuto non tessuto
- In caso di guasto, le eventuali perdite non danneggiano il muro poiché vengono contenute dalla scatola e scaricate direttamente nel piatto doccia attraverso l'apposita uscita predisposta sotto la piastra.

Confort:

- Guarnizioni insonorizzanti "Anti-vibrazione"
- Tenuta a muro "Anti-condensa" con sotto-piastra

Prevista dotazione di Tappi per:

- Test pressione impianto (con tappo per protezione dell'eventuale vasca)
- Spurgo acqua fredda
- Spurgo acqua calda

Connections:

- 1/2" G inlet thread (hot/cold)
- 1/2" G outlet thread (1 / 2 / 3)

Safety:

- Brass forged body
- Concealed "Watertight" box
- Insulating sheath non-woven fabric
- In case of leakage, water will be drained by the hole in wall plate

Comfort:

- "Anti-vibration" gaskets
- "Anti-condensation" under plate

Plug provided for:

- Pressure test (plug to protect bath tube supplied)
- Cold water purge
- Hot water purge

Modular Box

Soluzioni incasso modulari per doccia e vasca.

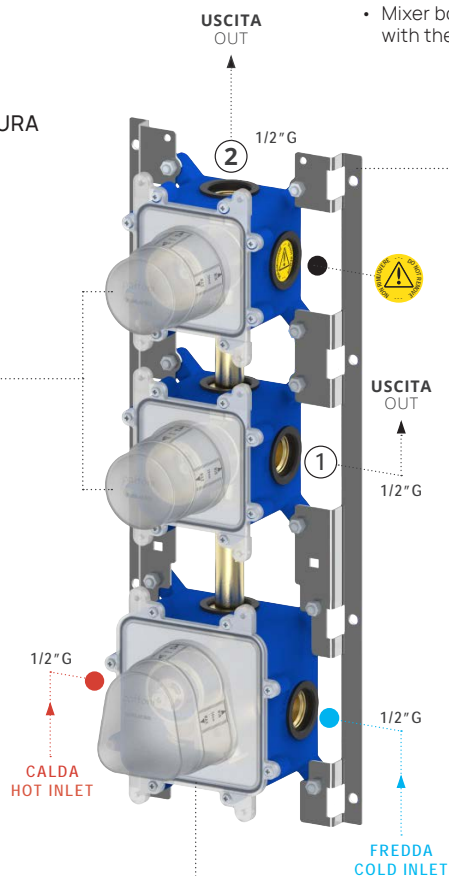
Modular concealed solutions for shower and bath.

GRUPPO FUNZIONALE FUNCTIONAL GROUP

- Gruppo apertura/chiusura: a rotazione On/Off
- Corpo miscelazione: con cartuccia termostatica
- Opening/closing group: On/Off rotary
- Mixer body: with thermostatic cartridge

GRUPPO APERTURA/CHIUSURA OPENING/CLOSING GROUP

- Attacchi da 1/2"G
- 1/2"G connections



CORPO MISCELATORE TERMOSTATICO THERMOSTATIC MIXER BODY

- Attacchi da 1/2"G
- 1/2"G connections

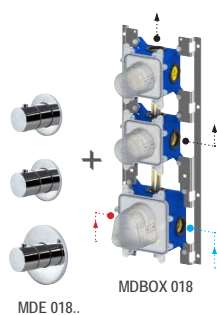


DESIGN SET ESTERNO EXTERNAL SET

- Piastre: tonde
- Manopole: tonde
- Wall plates: round
- Handles: round



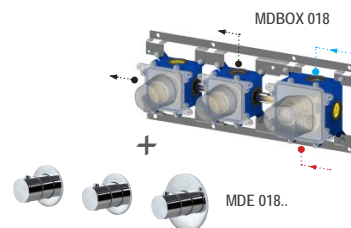
INSTALLAZIONE VERTICALE
VERTICAL INSTALLATION



MDBOX 018 + MDE 018..

Termostatico incasso doccia/vasca:
 • **2 funzioni**
 • installazione orizzontale o verticale

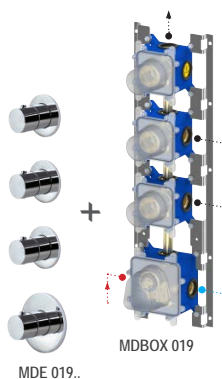
Concealed shower/bath mixer:
 • **2 funzioni**
 • horizontal or vertical installation



INSTALLAZIONE ORIZZONTALE
HORIZONTAL INSTALLATION

CON GRUPPO TERMOSTATICO SOLO A DESTRA
WITH THERMOSTATIC GROUP ONLY ON THE RIGHT

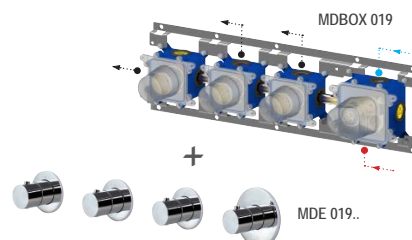
INSTALLAZIONE VERTICALE
VERTICAL INSTALLATION



MDBOX 019 + MDE 019..


Termostatico incasso doccia/vasca:
 • **3 funzioni**
 • installazione orizzontale o verticale

Concealed shower/bath mixer:
 • **3 funzioni**
 • horizontal or vertical installation



INSTALLAZIONE ORIZZONTALE
HORIZONTAL INSTALLATION

CON GRUPPO TERMOSTATICO SOLO A DESTRA
WITH THERMOSTATIC GROUP ONLY ON THE RIGHT




MDBOX 000 + MDE 000..

Termostatico incasso doccia/vasca:
 • **2 funzioni**
 • con set doccia + 1 uscita supplementare

Concealed shower/bath mixer:
 • **2 funzioni**
 • with shower set + 1 more outlets

INSTALLAZIONE SOLO ORIZZONTALE
ONLY HORIZONTAL INSTALLATION

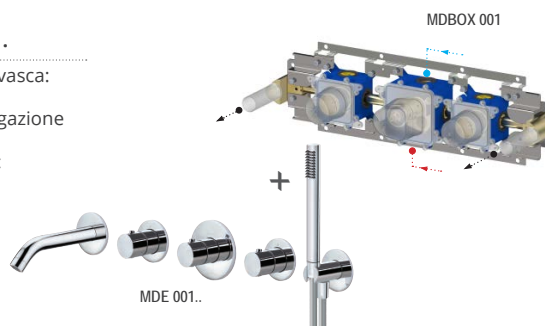
CON GRUPPO TERMOSTATICO SOLO A DESTRA
WITH THERMOSTATIC GROUP ONLY ON THE RIGHT



MDBOX 001 + MDE 001..

Termostatico incasso doccia/vasca:
 • **2 funzioni**
 • con set doccia + bocca erogazione

Concealed shower/bath mixer:
 • **2 funzioni**
 • with shower set + spout


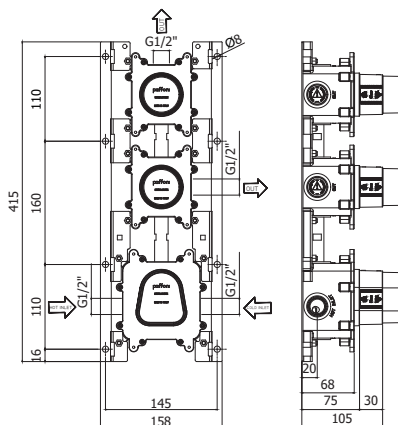



INSTALLAZIONE SOLO ORIZZONTALE
ONLY HORIZONTAL INSTALLATION

CON BOCCA EROGAZIONE A DESTRA O SINISTRA
WITH SPOUT ON THE RIGHT OR LEFT SIDE

Modular Box

Elementi singoli modulari assemblati in differenti combinazioni
Single modular elements assembled in different configurations



Vantaggi:

- Semplice installazione grazie al telaio che unisce tutti i componenti del set incasso
- Riduce i costi di installazione e manutenzione
- Disponibile per impianti doccia/vasca a 2 e 3 funzioni (termostatici)
- Profondità di installazione: min 75 - max 105 mm
- Possibilità di installazione in ogni tipo di muro e cartongesso (con fissaggio posteriore o anteriore)

Advantages:

- Easy to install thanks to the frame that joins all the components of the built-in set
- Reduce installation and maintenance costs
- Available for 2 and 3 functions shower systems (thermostatics)
- Installation depth: min 75 - max 105 mm
- Possibility of installation in any type of wall and plasterboard (with back or front fixing)

Soluzioni incasso modulari per doccia e vasca

Paffoni Modular Box viene proposto in differenti combinazioni per soddisfare diverse esigenze funzionali.

Paffoni Modular Box è disponibile solo nella versione termostatico.

I prodotti sono configurabili come segue:

- 2 o 3 funzioni
- design tondo

Dimensioni ridotte per avere più spazio nella vasca e nella doccia:

- Ingombro minimo fuori muro 35 mm
- Altezza della piastra 8 mm

Modular concealed solutions for shower and bath

Paffoni Modular Box is proposed in different combinations to satisfy different functional needs.

Paffoni Modular Box is available only mixer in the thermostatic version.


The products are configurable as follows:

- 2 or 3 functions
- round design

Smaller size to have more space in the bath and shower:

- Thickness encumbrance from the wall 35 mm
- Height of the plate 8 mm


Tecnologie / Technologies



Guaina isolante
Insulating sheath



Guarnizioni Anti-vibrazione
Anti-vibration gaskets



Scatola a tenuta "Stagna"
"Watertight" box

Collegamenti:

- Filettatura ingressi (calda/fredda) da 1/2"G
- Filettatura uscite (2 / 3) da 1/2"G

Sicurezza:

- Corpo in ottone stampato
- Scatola incasso a tenuta "Stagna"
- Guaina isolante sotto-piastrella in tessuto non tessuto
- In caso di guasto, le eventuali perdite non danneggiano il muro poiché vengono contenute dalla scatola e scaricate attraverso il set esterno.

Confort:

- Guarnizioni insonorizzanti "Anti-vibrazione"

Connections:

- 1/2"G inlet thread (hot/cold)
- 1/2"G outlet thread (2 / 3)


Safety:

- Brass forged body
- Concealed "Watertight" box
- Insulating sheath non-woven fabric
- In case of leakage, water will be drained by external set

Confort:

- "Anti-vibration" gaskets

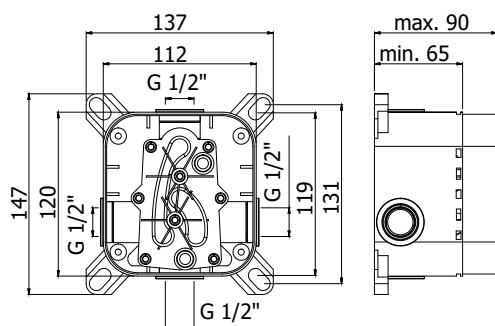
P-Box



P-BOX 001

Set incasso universale
per miscelatori doccia

Universal concealed
Box for mixers



Vantaggi:

- Box universale per la maggioranza dei sistemi doccia incasso Paffoni
- Semplice installazione
- Riduce i costi di installazione e manutenzione
- Possibilità di scegliere il design del bagno successivamente, quando le piastrelle sono posate
- Possibilità di cambiare il modello di rubinetteria dopo anni senza danneggiare i muri
- In caso di perdite, possibilità di cambiare il corpo di miscelazione senza danneggiare muri e rivestimenti
- Disponibile per impianti doccia a 1 o 2 vie
- Possibilità di installazione in ogni tipo di muro e cartongesso

Advantages:

- Universal box for almost all Paffoni shower system
- Easy to install
- Reduce installation cost and maintenance
- Choose your design and style in the bathroom later, when tiles are set
- Change taps design after years without damaging the wall
- In case of leaking, repair or change the mixing body without damaging tiles and wall
- Available for 1 and 2 way shower systems
- Can be installed in all kinds of walls (hollow or solid walls)

ARTICOLI COMPATIBILI TRA DI LORO
ARTICLES COMPATIBLE BETWEEN THEM

BOX 010


MISCELATORE INCASSO DOCCIA
CONCEALED SHOWER MIXER



Berry
Birillo
Candy
Green
Joker
Jo
Light
Sly
Stick



Effe-Elle
Level
Red
Ringo - West
Rock
Tango
Tilt



Duemila
Flavia - Giorgia
Nettuno
Nettuno due

BOX 015

MISCELATORE INCASSO DOCCIA CON DEVIATORE
CONCEALED SHOWER MIXER WITH DIVERTER



Berry
Candy
Green
Joker
Jo
Light
Sly



Effe-Elle
Level
Red
Ringo - West
Rock
Tango
Tilt



Birillo
Duemila
Flavia - Giorgia
Nettuno
Nettuno due
Stick

Tabella di compatibilità

per miscelatori incasso

Compatibility table

for concealed shower mixers

MISCELATORI INCASSO SENZA DEVIATORE - ARTT.010-011
 CONCEALED SHOWER MIXERS WITHOUT DIVERTER - ARTT.010-011

CARTUCCIA / CARTRIDGE
 Ø 35 mm



APOLLO 3 ROCK



BERRY SLY



BIRILLO STICK




CANDY TANGO




ELLE-EFFE TILT



GREEN



JO



JOKER



LEVEL



LIGHT



RED



RINGO-WEST

CARTUCCIA / CARTRIDGE
 Ø 40 mm



DUEMILA



FLAVIA-GORGIA



NETTUNO



NETTUNO 2

MISCELATORI INCASSO CON DEVIATORE (2 USCITE) - ART.015
 CONCEALED SHOWER MIXERS WITH DIVERTER (2 OUTLETS) - ART.015

CARTUCCIA / CARTRIDGE
 Ø 35 mm



BERRY TANGO



CANDY TILT



EFFE-ELLE



GREEN




JO



JOKER



LEVEL



LIGHT



RED



ROCK



RINGO-WEST



SLY

CARTUCCIA / CARTRIDGE
 Ø 40 mm



BIRILLO



DUEMILA



FLAVIA-GORGIA



NETTUNO



NETTUNO 2



STICK

ARTICOLI COMPATIBILI TRA DI LORO
ARTICLES COMPATIBLE BETWEEN THEM

MISCELATORI INCASSO CON DEVIATORE (2 USCITE) - ART.018
CONCEALED SHOWER MIXERS WITH DIVERTER (2 OUTLETS) - ART.018

CARTUCCIA / CARTRIDGE Ø 35 mm		CARTUCCIA / CARTRIDGE Ø 40 mm
BERRY	TANGO	BIRILLO
CANDY	TILT	STICK
EFFE-ELLE		
GREEN		
JO		
JOKER		
LEVEL		
LIGHT		
RED		
ROCK		
RINGO-WEST		
SLY		

MISCELATORI INCASSO CON DEVIATORE (3 USCITE) - ART.019
CONCEALED SHOWER MIXERS WITH DIVERTER (3 OUTLETS) - ART.019

CARTUCCIA / CARTRIDGE Ø 35 mm		CARTUCCIA / CARTRIDGE Ø 40 mm
BERRY	TANGO	BIRILLO
CANDY	TILT	STICK
EFFE-ELLE		
GREEN		
JO		
JOKER		
LEVEL		
LIGHT		
RED		
ROCK		
RINGO-WEST		
SLY		

Risparmio energetico e idrico / Energy & water saving

I prodotti dotati di queste tecnologie garantiscono un buon risparmio energetico ed idrico grazie ai seguenti accorgimenti:

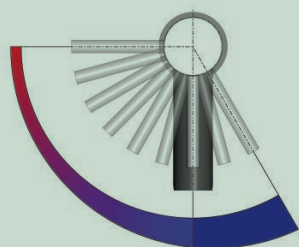
Products with these technologies guarantees a good energy and water savings through the following measures:



RISPARMIO ENERGETICO ENERGY SAVING

Risparmia energia, perché apre al centro e dà acqua fredda, mentre l'acqua calda esce solo con il movimento della leva verso sinistra.

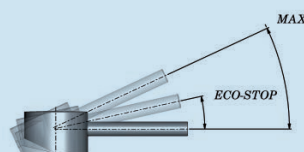
It saves energy delivering cold water from middle position already; hot water comes out with handle left movement only.



RISPARMIO IDRICO WATER SAVING

Risparmia acqua, perché dobbiamo vincere un'altra resistenza in apertura per avere più portata d'acqua (funge da deterrente contro l'inconsapevole apertura dell'acqua).

It saves water, because user must override "resistance bump" to obtain high flow - acts as deterrent to unconsciously turning handle on to full flow position regardless of water requirement.



jo

ROBUSTEZZA

Le sue superfici tonde e la sua geometricità ne generano una robustezza eclettica. La linea viene impreziosita dalla brillantezza e dalla sensazione tattile delle texture presenti sul comando. Questa collezione è talmente completa da poter soddisfare ogni tipologia di applicazione, dalle più moderne alle più tradizionali.

STRENGTH

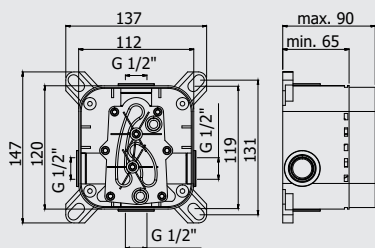
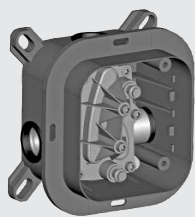
Its round surfaces and its geometry generate an eclectic robustness. The line is enhanced by the brilliance and tactile sensation of the textures on the handle. This collection is so complete that it can satisfy every type of application, from the most modern to the traditional ones.



FINITURE FINISHES

La serie **JO** è disponibile nelle seguenti finiture:
JO range is available in the following finishes:

- | | |
|----|---|
| CR | cromato
<i>chrome plated</i> |
| NO | finitura nero opaco
<i>matt black finish</i> |



Video istruzioni Pbox
Pbox video instructions



*Da abbinare solo con
JO BOX010 - JO BOX015

*To be completed only with JO BOX010 - JO BOX015

Set incasso universale per miscelatori doccia completo di:

- corpo incasso
- box

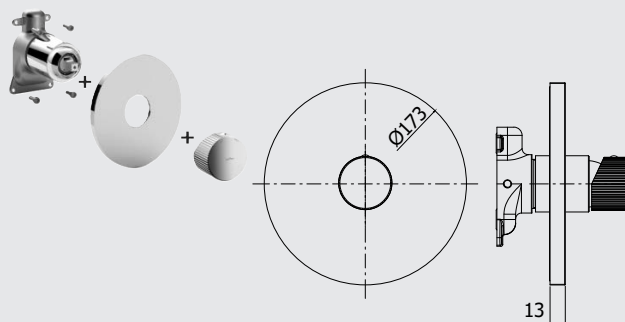
Universal concealed Box for mixers complete with:

- concealed body
- box

PBOX 001

Finiture - Finishes **EUR**

senza set esterno
without external set



*Da abbinare solo con
PBOX 001

*To be completed only with
PBOX 001

Set esterno miscelatore incasso doccia (1 uscita) completo di:

- corpo miscelatore
- piastra in ABS Ø173mm e leva

External set for concealed shower mixer (1 outlet) complete with:


- mixer body
- ABS wall plate Ø173 mm and lever

JO BOX010..

Finiture - Finishes **EUR**

senza deviatore
without diverter

CR

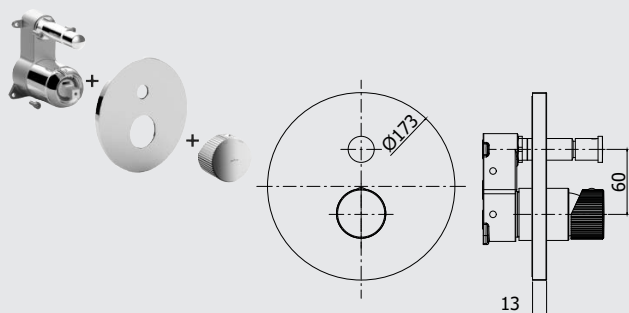


ZPRO BOX010..

Prolunga per art. BOX010

- H30mm
- Extension for art. BOX010
- H30mm

CR



*Da abbinare solo con
PBOX 001

*To be completed only with
PBOX 001

Set esterno miscelatore incasso doccia (2 uscite) completo di:

- corpo miscelatore
- piastra in ABS Ø173mm e leva

External set for concealed shower mixer (2 outlets) complete with:

- mixer body
- ABS wall plate Ø173 mm and lever

JO BOX015..

Finiture - Finishes **EUR**

con deviatore a pulsante
with push diverter

**CR
NO/M**



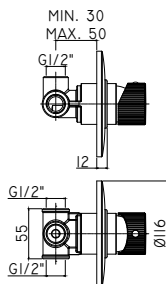
ZPRO BOX015..

Prolunga con deviatore per art. BOX015

- H30mm
- Extension with diverter for art. BOX015
- H30mm

**CR
NO**

* CR con piastra ABS _ NO/M con piastra in Acciaio inox
* CR with ABS wall plate _ NO/M with Stainless steel wall plate



* Per set incasso/esterno separati (v. capitolo Incassi Projects)
 * For concealed/external set divided (see Concealed mixer Projects chapter)

Miscelatore incasso doccia (1 uscita) completo di:
 • piastra
 • attacchi 1/2" G
 Concealed shower mixer (1 outlet) complete with:
 • wall plate
 • 1/2" G connections

JO 010.. **Finiture - Finishes** **EUR**
 senza deviatore **CR**

• con piastra in metallo Ø116mm
 without diverter
 • with metal wall plate Ø116mm

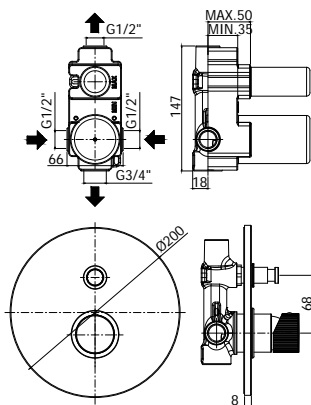
JO 011.. **CR**
NO

• con piastra lusso Ø110mm
 without diverter
 • with luxury wall plate Ø110mm



ZPRO 013.. **CR**
NO


Prolunga per artt. 010-011
 • H43mm
 Extension for artt. 010-011
 • H43mm



* Per set incasso/esterno separati (v. capitolo Incassi Projects)
 * For concealed/external set divided (see Concealed mixer Projects chapter)

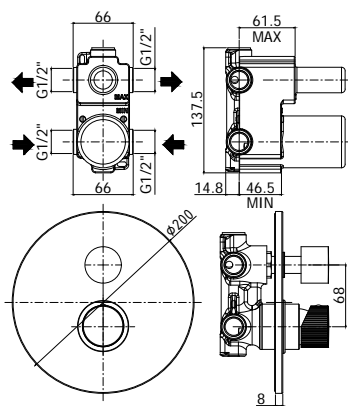
Miscelatore incasso doccia (2 uscite) completo di:
 • piastra in metallo Ø200mm
 • attacchi calda/fredda e superiore 1/2" G - attacco inferiore 3/4" G
 Concealed shower mixer (2 outlets) complete with:
 • metal wall plate Ø200mm
 • 1/2" G hot/cold and upper connections - 3/4" G lower connection

JO 015.. **Finiture - Finishes** **EUR**
 con deviatore a pulsante **CR**
 with push diverter **NO**



ZPRO 028.. **CR**
NO

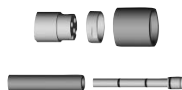
Prolunga per artt. 015
 • H30mm
 Extension for artt. 015
 • H30mm



* Per set incasso/esterno separati (v. capitolo Incassi Projects)
 * For concealed/external set divided (see Concealed mixer Projects chapter)

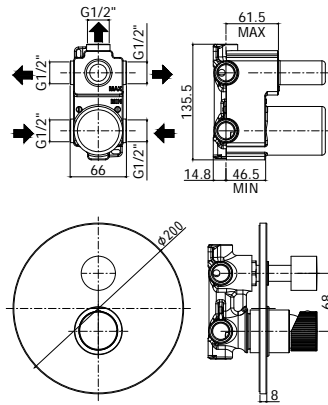
Miscelatore incasso doccia (2 uscite) completo di:
 • piastra in metallo Ø200mm
 • attacchi 1/2" G
 Concealed shower mixer (2 outlets) complete with:
 • metal wall plate Ø200mm
 • 1/2" G connections

JO 018.. **Finiture - Finishes** **EUR**
 con cartuccia deviatore (2 uscite + 1 **CR**
 posizione combinata) **NO**
 with diverter cartridge (2 outlets + 1
 combined position)



ZPRO 068.. **CR**
NO

Prolunga con deviatore per artt. 018-019
 • H30mm
 Extension with diverter for artt. 018-019
 • H30mm



* Per set incasso/esterno separati (v. capitolo Incassi Projects)

* For concealed/external set divided (see Concealed mixer Projects chapter)

Miscelatore incasso doccia (3 uscite) completo di:

- piastra in metallo Ø200mm
- attacchi 1/2"G

Concealed shower mixer (3 outlets) complete with:

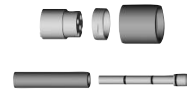
- metal wall plate Ø200mm
- 1/2"G connections

JO 019..

con cartuccia deviatore (3 uscite + 3 posizioni combinate)
with diverter cartridge (3 outlets + 3 combined positions)

Finiture - Finishes **EUR**

CR
NO



ZPRO 068..

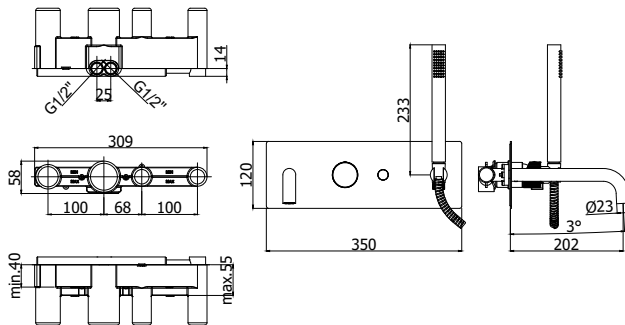
Prolunga con deviatore per artt. 018-019

- H30mm

Extension with diverter for artt. 018-019

- H30mm

CR
NO



Miscelatore incasso vasca/doccia (2 uscite) completo di:

- piastra in acciaio inox 350x120mm
- bocca con aeratore M18.5x1
- doccia Master in metallo e flessibile
- attacchi 1/2"G

Concealed bath/shower mixer (2 outlets) complete with:

- stainless steel wall plate 350x120mm
- spout with aerator M18.5x1
- Master metal hand-shower and flexible hose
- 1/2"G connections

JO 001..

con deviatore a pulsante
with push diverter

Finiture - Finishes **EUR**

CR
NO



ZPRO 056..

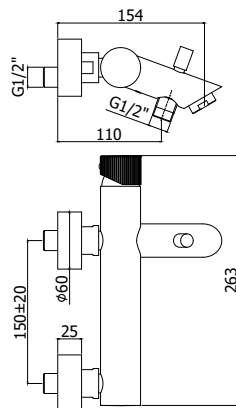
Prolunga con deviatore per artt. 001

- H20mm

Extension with diverter for artt. 001

- H20mm

CR
NO



Miscelatore vasca/doccia con deviatore completo di:

- aeratore M28x1
- set 2 eccentrici 1/2"x3/4"G e rosoni

Bath/shower mixer with diverter complete with:

- aerator M28x1
- set of 2 S-wall-unions 1/2"x3/4"G and wall-plates

JO 022..

senza set doccia
without shower set

Finiture - Finishes **EUR**

CR
NO

JO 023..

con supporto a muro snodato in metallo
con doccia e flessibile
with metal joint wall bracket
with hand-shower and flexible hose

CR
NO

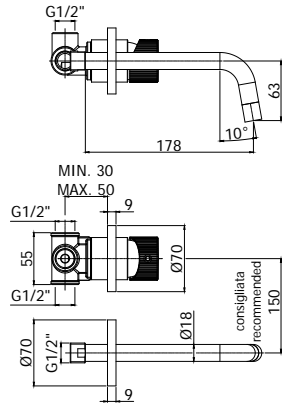
JO 026..

con supporto a muro fisso in ABS
con doccia e flessibile
with ABS fixed wall bracket
with hand-shower and flexible hose

CR

* CR con doccia BIRILLO/ NO con doccia MASTER

* CR with BIRILLO hand-shower/ NO with MASTER hand-shower



Miscelatore incasso lavabo completo di:

- piastre Ø70mm
- attacchi 1/2"G

Concealed single lever basin mixer complete with:

- wall plates Ø70mm
- 1/2"G connections

JO 006.. 70

con bocca e aeratore M16x1 - l. 178mm
with spout and aerator M16x1 - l. 178mm

Finiture - Finishes **EUR**

CR
NO

JO 007.. 70

con bocca e aeratore M16x1 - l. 248mm
with spout and aerator M16x1 - l. 248mm

CR
NO



ZPRO 013..

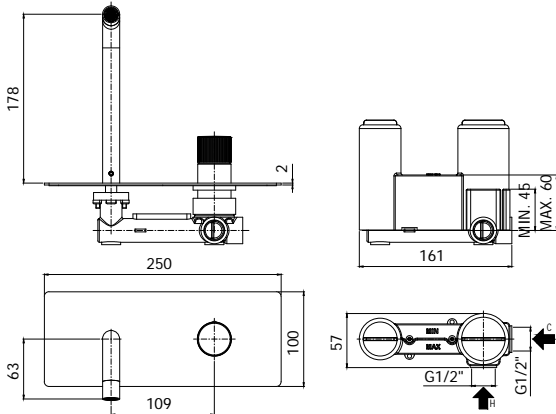
Prolunga per artt. 006..70-007..70-010

- H43mm

Extension for artt. 006..70-007..70-010

- H43mm

CR
NO



Miscelatore incasso lavabo completo di:

- piastra in acciaio inox 250x100mm
- attacchi 1/2"G

Concealed single lever basin mixer complete with:

- stainless steel wall plate 250x100mm
- 1/2"G connections

JO 104..

con bocca e aeratore M16x1 - l. 123mm
with spout and aerator M16x1 - l. 123mm

Finiture - Finishes **EUR**

CR
NO

JO 105..

con bocca e aeratore M16x1 - l. 178mm
with spout and aerator M16x1 - l. 178mm

CR
NO

JO 106..

con bocca e aeratore M16x1 - l. 248mm
with spout and aerator M16x1 - l. 248mm

CR
NO



ZPRO 088..

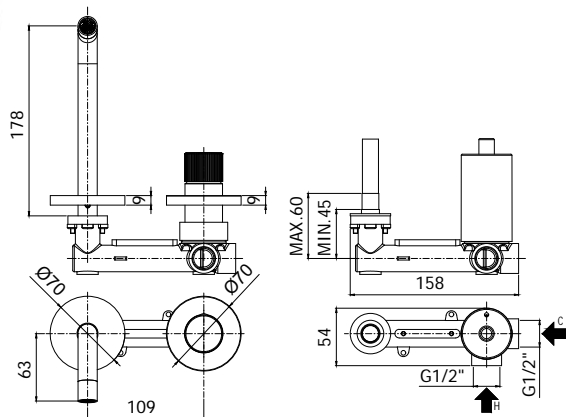
Prolunga per artt. 104-105-106

- H20mm

Extension for artt. 104-105-106

- H20mm

CR
NO



Miscelatore incasso lavabo completo di:

- piastre in ottone Ø70mm
- attacchi 1/2"G

Concealed single lever basin mixer complete with:

- metal wall plates Ø70mm
- 1/2"G connections

JO 104.. 70

con bocca e aeratore M16x1 - l. 123mm
with spout and aerator M16x1 - l. 123mm

Finiture - Finishes **EUR**

CR
NO

JO 105.. 70

con bocca e aeratore M16x1 - l. 178mm
with spout and aerator M16x1 - l. 178mm

CR
NO

JO 106.. 70

con bocca e aeratore M16x1 - l. 248mm
with spout and aerator M16x1 - l. 248mm

CR
NO



ZPRO 088..

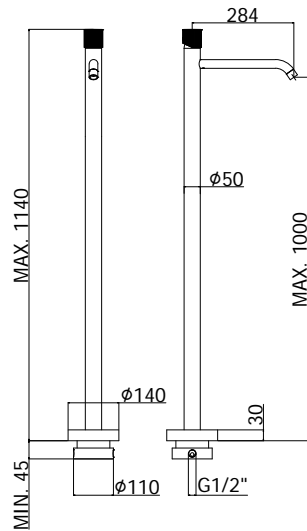
Prolunga per artt. 104..70-105..70-

- H20mm

Extension for artt. 104..70-105..70-

- H20mm

CR
NO



Miscelatore lavabo a pavimento completo di:

- bocca con aeratore M24x1
- set 2 flessibili inox - M15x1/L.1080 mm

Free-standing basin mixer complete with:

- spout with aerator M24x1
- set of 2 stainless steel hoses - M15x1/L.1080 mm

JO 031..

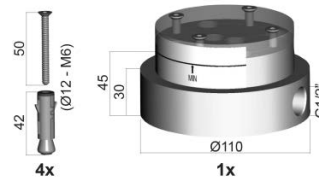
Finiture - Finishes **EUR**

* Senza base di fissaggio art. LIG 030

CR

* Without base for floor mounting art. LIG 030

NO



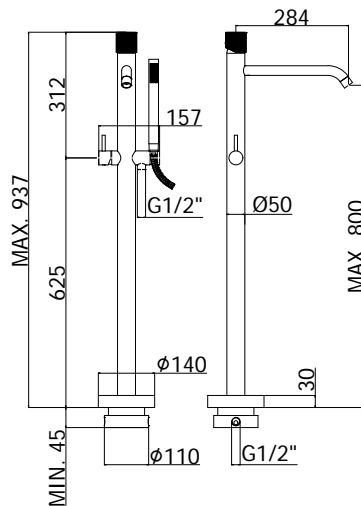
LIG 030..

Base per fissaggio a pavimento:

- per artt. 031-032

Base for floor mounting:

- for artt. 031-032



Miscelatore vasca/doccia a pavimento completo di:

- bocca con aeratore M24x1
- doccia Master (monogetto) in metallo
- flessibile PVC argento - 1/2"x1/2" / L.1500 mm
- set 2 flessibili inox - M15x1/L.650 mm

Free-standing bath/shower mixer complete with:

- spout with aerator M24x1
- Master (single spray) metal hand-shower
- silver PVC hose - 1/2"x1/2" / L.1500 mm
- set of 2 stainless steel hoses - M15x1/L.650 mm

JO 032..

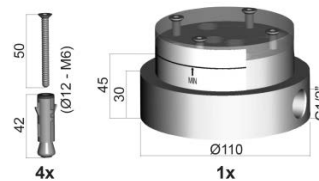
Finiture - Finishes **EUR**

* Senza base di fissaggio art. LIG 030

CR

* Without base for floor mounting art. LIG 030

NO



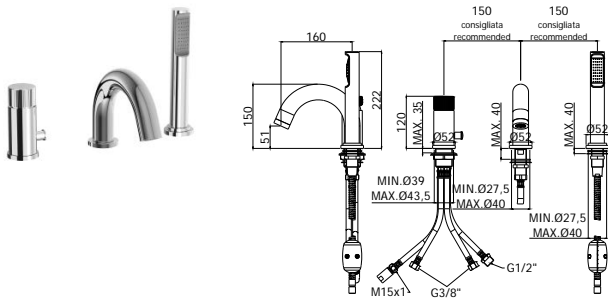
LIG 030..

Base per fissaggio a pavimento:

- per artt. 031-032

Base for floor mounting:

- for artt. 031-032

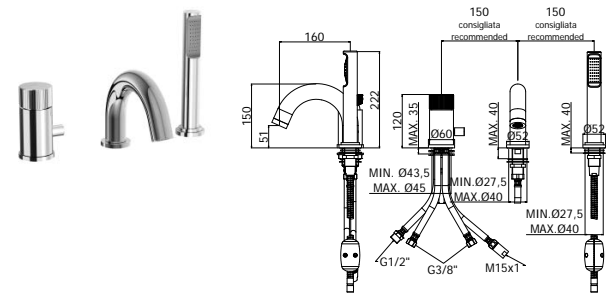


Miscelatore bordo vasca con deviatore completo di:

- set 5 flex inox per miscelatore
 - doccia e flessibile con piombo
- Deck mounted mixer with diverter complete with:
- set of 5 stainless steel hoses for mixer
 - hand-shower and flexible hose with weight

JO 041 L.. Finiture - Finishes EUR
 senza bocca erogazione (2 fori) CR
 without spout (2 holes)

JO 040 L.. Finiture - Finishes EUR
 con bocca e aeratore M28x1 (3 fori) CR
 with spout and aerator M28x1 (3 holes)



Miscelatore bordo vasca con "portata maggiorata" completo di:

- set 5 flex inox per miscelatore
 - doccia e flessibile con piombo
- Deck mounted mixer with "increased flow rate" complete with:
- set of 5 stainless steel hoses for mixer
 - hand-shower and flexible hose with weight

JO 048.. MAX FLOW Finiture - Finishes EUR
 senza bocca erogazione (2 fori) CR
 without spout (2 holes) NO

JO 047.. MAX FLOW Finiture - Finishes EUR
 con bocca e aeratore M28x1 (3 fori) CR
 with spout and aerator M28x1 (3 holes) NO

* CR con doccia BIRILLO/ NO con doccia MASTER
 * CR with BIRILLO hand-shower/ NO with MASTER hand-shower



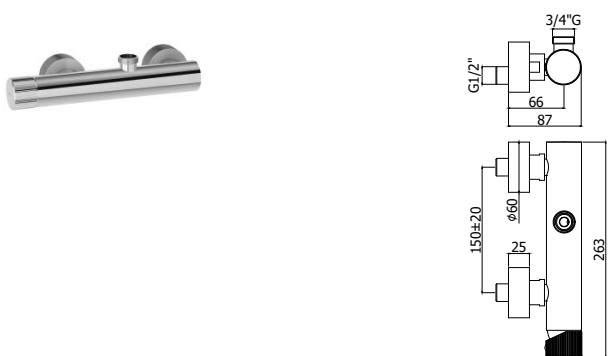
Miscelatore doccia completo di:

- set 2 eccentrici 1/2"x3/4"G e rosoni
- Shower mixer complete with:
- set of 2 S-wall-unions 1/2"x3/4"G and wall-plates

JO 168.. Finiture - Finishes EUR
 senza set doccia CR
 • con attacco inferiore 1/2"G NO
 without shower set
 • with 1/2"G lower connection

JO 168D.. Finiture - Finishes EUR
 con supporto a muro snodato in metallo CR
 • con doccia e flessibile NO
 with metal joint wall bracket
 • with hand-shower and flexible hose

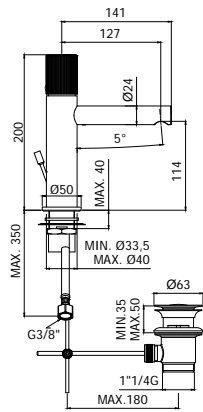
* CR con doccia BIRILLO/ NO-ST con doccia MASTER
 * CR BIRILLO hand-shower/ NO-ST with MASTER hand-shower



Miscelatore doccia completo di:

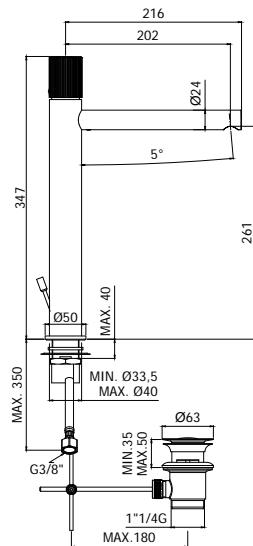
- set 2 eccentrici 1/2"x3/4"G e rosoni
- Shower mixer complete with:
- set of 2 S-wall-unions 1/2"x3/4"G and wall-plates

JO 168R.. Finiture - Finishes EUR
 rovesciato senza set doccia CR
 • con attacco superiore 3/4"G
 overturned without shower set
 • with 3/4"G upper connection



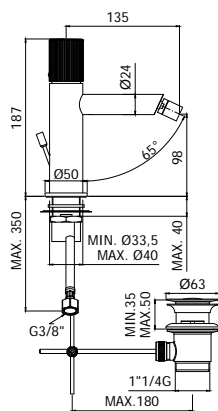
Miscelatore lavabo completo di:
 • aeratore M16x1
 • set 2 flessibili inox 3/8" G
 Wash basin mixer complete with:
 • aerator M16x1
 • set of 2 stainless steel hoses 3/8" G

JO 071..	Finiture - Finishes	EUR
senza scarico without pop up waste	CR NO	
JO 071K..		
con scarico Clic-Clac 1"1/4G with 1"1/4G Clic-Clac press top waste	CR NO	
JO 075..		
con scarico automatico 1"1/4G with 1"1/4G pop up waste	CR NO	



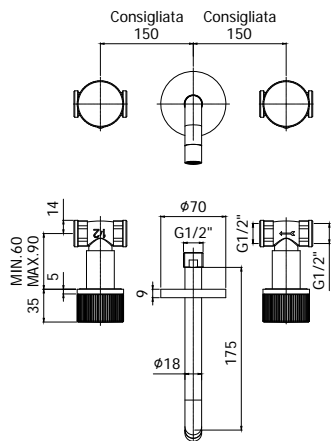
Miscelatore lavabo prolungato completo di:
 • aeratore M16x1
 • set 2 flessibili inox 3/8" G
 Tall wash basin mixer complete with:
 • aerator M16x1
 • set of 2 stainless steel hoses 3/8" G

JO 081..	Finiture - Finishes	EUR
senza scarico without pop up waste	CR NO	
JO 081K..		
con scarico Clic-Clac 1"1/4G with 1"1/4G Clic-Clac press top waste	CR NO	
JO 085..		
con scarico automatico 1"1/4G with 1"1/4G pop up waste	CR NO	



Miscelatore bidet completo di:
 • con snodo e aeratore M16x1
 • set 2 flessibili inox 3/8" G
 Bidet mixer complete with:
 • with swivel joint and aerator M16x1
 • set of 2 stainless steel hoses 3/8" G

JO 131..	Finiture - Finishes	EUR
senza scarico without pop up waste	CR NO	
JO 131K..		
con scarico Clic-Clac 1"1/4G with 1"1/4G Clic-Clac press top waste	CR NO	
JO 135..		
con scarico automatico 1"1/4G with 1"1/4G pop up waste	CR NO	



Batteria incasso lavabo 3 fori completo di:

- piastre per rubinetti - Ø50 mm
- piastra per bocca - Ø70 mm
- attacchi 1/2" G

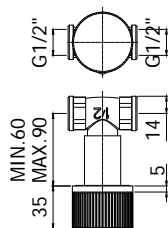
Three-hole concealed basin mixer complete with:

- Wall plates for taps - Ø50 mm
- Wall plate for spout - Ø70 mm
- 1/2" G connections

JO 003.. Finiture - Finishes EUR
 con bocca e aeratore M16x1 - l.175mm
 with spout and aerator M16x1 - l.175mm
 CR
 NO

JO 008..
 con bocca e aeratore M16x1 - l.245mm
 with spout and aerator M16x1 - l.245mm
 CR
 NO

ZPRO 098..
 Prolunga per artt. 003-004-008
 • H20mm
 Extension for artt. 003-004-008
 • H20mm



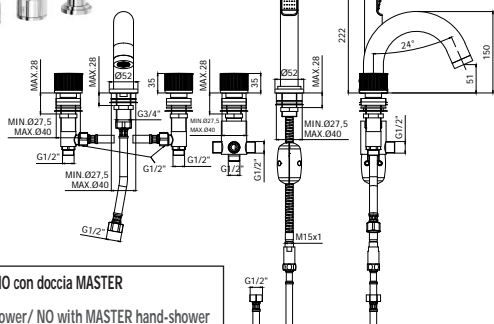
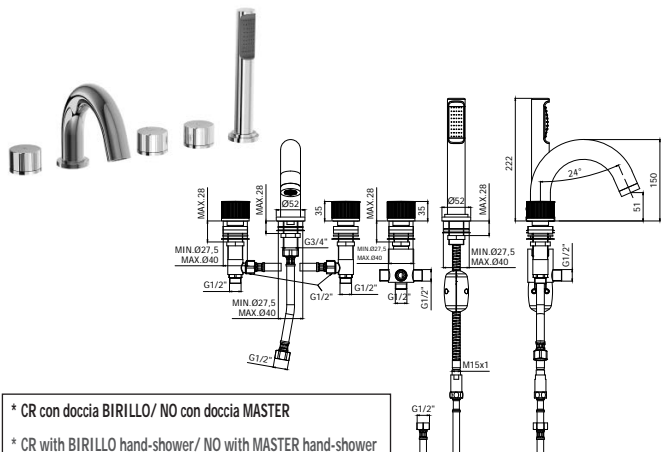
Rubinetto incasso completo di:

- piastra Ø50 mm
 - attacchi 1/2" G
- Built-in tap complete with:
- Wall plate Ø50 mm
 - 1/2" G connections

JO 004.. Finiture - Finishes EUR
 con 1 entrata - 1 uscita
 with 1 inlet - 1 outlet
 CR
 NO



ZPRO 098..
 Prolunga per artt. 003-004-008
 • H20mm
 Extension for artt. 003-004-008
 • H20mm



Batteria bordo vasca con deviatore completa di:

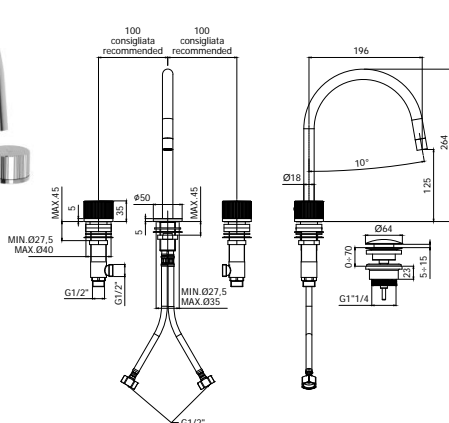
- doccia estraibile
- set 4 flex inox per miscelatore
- flessibile con piombo per doccia

Deck mounted bath mixer with diverter complete with:

- pull-out hand-shower
- set of 4 stainless steel hoses for mixer
- flexible hose with weight for hand-shower

JO 044.. Finiture - Finishes EUR
 con bocca erogazione e aeratore M28x1
 (5 fori)
 with spout and aerator M28x1 (five-hole)
 CR
 NO

* CR con doccia BIRILLO/ NO con doccia MASTER
 * CR with BIRILLO hand-shower/ NO with MASTER hand-shower

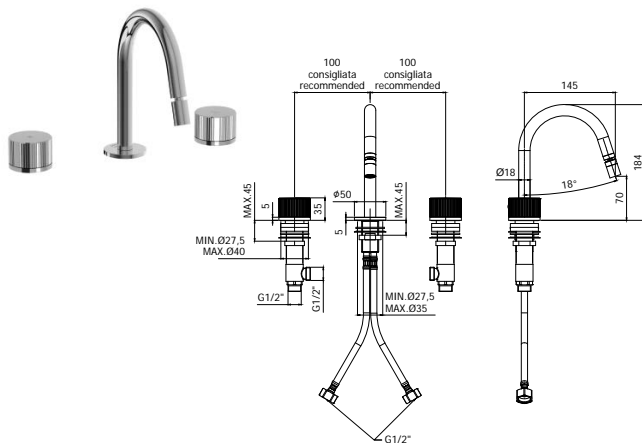


Batteria lavabo con bocca orientabile completa di:

- aeratore M16x1
 - set 2 flessibili inox 1/2" G
- 3-hole wash basin mixer with swivelling spout complete with:
- aerator M16x1
 - set of 2 stainless steel hoses 1/2" G

JO 052.. Finiture - Finishes EUR
 senza scarico
 without pop up waste
 CR
 NO

JO 053..
 con scarico Clic-Clac 1"1/4G
 with 1"1/4G Clic-Clac press top waste
 CR
 NO



Batteria bidet con canna orientabile completa di:

- aeratore M16x1
- set 2 flessibili inox 1/2" G

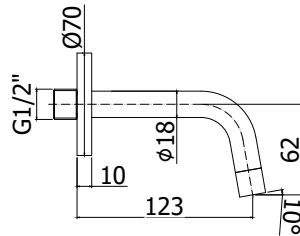
3-hole bidet mixer with swivelling spout complete with:

- aerator M16x1
- set of 2 stainless steel hoses 1/2" G

JO 119.. **Finiture - Finishes** **EUR**

senza scarico
without pop up waste

CR
NO



Bocca a muro per **lavabo** completa di:

- aeratore M16x1
- piastra in metallo Ø70mm
- attacco 1/2" G

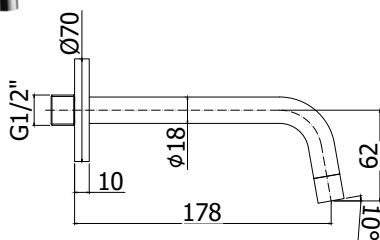
Wall spout for basin mixer complete with:

- aerator M16x1
- metal wall plate Ø70mm
- 1/2" G connection

ZBOC 103.. **Finiture - Finishes** **EUR**

Ø18 con lunghezza l. 123mm
Ø18 with length l. 123mm

CR
NO



Bocca a muro per **lavabo** completa di:

- aeratore M16x1
- piastra in metallo Ø70mm
- attacco 1/2" G

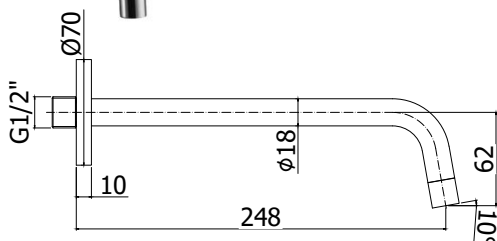
Wall spout for basin mixer complete with:

- aerator M16x1
- metal wall plate Ø70mm
- 1/2" G connection

ZBOC 045.. **Finiture - Finishes** **EUR**

Ø18 con lunghezza l. 178mm
• per artt. 003-006..70
Ø18 with length l. 178mm
• for artt. 003-006..70

CR
NO



Bocca a muro per **lavabo** completa di:

- aeratore M16x1
- piastra in metallo Ø70mm
- attacco 1/2" G

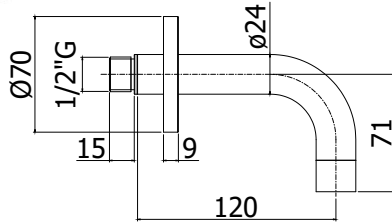
Wall spout for basin mixer complete with:

- aerator M16x1
- metal wall plate Ø70mm
- 1/2" G connection

ZBOC 046.. **Finiture - Finishes** **EUR**

Ø18 con lunghezza l. 248mm
• per artt. 007..70-008
Ø18 with length l. 248mm
• for artt. 007..70-008

CR
NO



Bocca a muro per vasca completa di:

- aeratore M22x1
- piastra in metallo Ø70mm
- attacco 1/2" G

Wall spout for bath complete with:

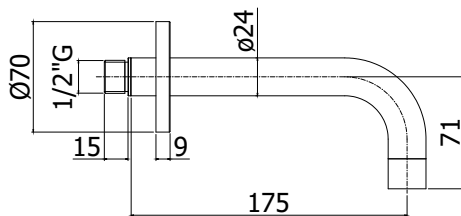
- aerator M22x1
- metal wall plate Ø70mm
- 1/2" G connection

ZBOC 140..

Ø24 con lunghezza l. 120mm
Ø24 with length l. 120mm

Finiture - Finishes **EUR**

CR
NO



Bocca a muro per vasca completa di:

- aeratore M22x1
- piastra in metallo Ø70mm
- attacco 1/2" G

Wall spout for bath complete with:

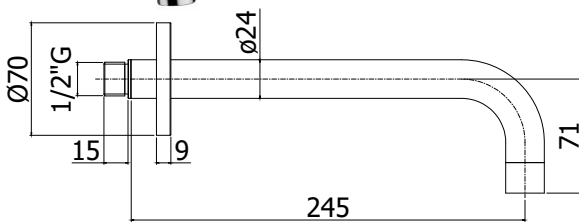
- aerator M22x1
- metal wall plate Ø70mm
- 1/2" G connection

ZBOC 139..

Ø24 con lunghezza l. 175mm
Ø24 with length l. 175mm

Finiture - Finishes **EUR**

CR
NO



Bocca a muro per vasca completa di:

- aeratore M22x1
- piastra in metallo Ø70mm
- attacco 1/2" G

Wall spout for bath complete with:

- aerator M22x1
- metal wall plate Ø70mm
- 1/2" G connection

ZBOC 141..

Ø24 con lunghezza l. 245mm
Ø24 with length l. 245mm

Finiture - Finishes **EUR**

CR
NO



ZA91102R Cartuccia completa Ø40 senza distributore con regolazione per artt. 031-032
Complete cartridge Ø40 without distributor with regulation for artt. 031-032

ZA91104R Cartuccia completa Ø35 senza distributore con regolazione per artt. 001-006..70 - 007..70 - 010-011-015-018-019-040-041 / BOX010-015
Complete cartridge Ø35 without distributor with regulation for artt. 001-006..70 - 007..70 - 010-011-015-018-019-040-041 / BOX010-015

ZA91280 Cartuccia completa Ø40 senza distributore per artt. 047-048
Complete cartridge Ø40 without distributor for artt. 047-048

Finiture - Finishes **EUR**



ZA91103R Cartuccia completa Ø35 con distributore con regolazione artt. 022-023-026-168-168R
Complete cartridge Ø35 with distributor with regulation artt. 022-023-026-168-168R

Finiture - Finishes **EUR**



ZA91170 Cartuccia completa Ø 25 mm per deviatore art. 032
Complete cartridge Ø 25 mm for diverter art. 032

Finiture - Finishes **EUR**



ZA91231 Cartuccia completa Ø 25 mm per artt. 104-104..70-105-105..70-106-106..70
Complete cartridge Ø 25 mm for artt. 104-104..70-105-105..70-106-106..70

Finiture - Finishes **EUR**



ZA91390 Cartuccia completa Ø 25 mm con asta speciale per artt. 071-071K-075-081-081K-085-131-131K-135
Complete cartridge Ø 25mm with special rod for artt. 071-071K-075-081-081K-085-131-131K-135

Finiture - Finishes **EUR**



ZACC146 Valvolina antiritorno Ø15 mm per artt. ZDEV088..V-ZDEV091-ZRAC054-ZRAC104
Check-valve Ø15 mm for artt. ZDEV088..V-ZDEV091-ZRAC054-ZRAC104

ZACC232 Valvolina antiritorno Ø14 mm per doccia per art. 044
Check-valve Ø14 mm for shower for art. 044

Finiture - Finishes **EUR**



ZAER003 Aeratore completo Ø28 per artt. 022-023-026
Complete aerator Ø28 for artt. 022-023-026

ZAER024 Aeratore completo Ø24 per artt. 031-032
Complete aerator Ø24 for artt. 031-032

ZAER052 Aeratore completo Ø18 artt. 003-004-008 - 006..70 - 007..70 - 052 - 053 - 104 - 104..70 - 105 - 105..70 - 106 - 106..70 - 119-131-131K-135
Complete aerator Ø18 artt. 003-004-008 - 006..70 - 007..70 - 052 - 053 - 104 - 104..70 - 105 - 105..70 - 106 - 106..70 - 119-131-131K-135

ZAER129 Aeratore completo Ø24 per artt. ZBOC139-140-141
Complete aerator Ø24 for artt. ZBOC139-140-141

Finiture - Finishes **EUR**


CR
NO

CR
NO

CR
NO

CR
NO

		Finiture - Finishes	EUR
	ZAER040	Aeratore completo per artt. 040-044 Complete aerator for artt. 040-044	CR NO
	ZAER110	Aeratore completo Ø28 per art. 047 Complete aerator Ø28 for art. 047	CR NO
<hr/>			
		Finiture - Finishes	EUR
	ZAER050	Aeratore a scomparsa Ø 16,5x1M per artt. 071-071K-075-081-081K-085 Hidden Aerator Ø 16,5x1M for artt. 071-071K-075-081-081K-085	
	ZACC343	Chiavetta per aeratore ZAER050 Key for aerator ZAER050	
<hr/>			
		Finiture - Finishes	EUR
	ZAER077	Snodo con aeratore per artt. 131-131K-135 Joint with aerator for artt. 131-131K-135	CR NO
	ZAER128	Snodo con aeratore per art. 119 Joint with aerator for art. 119	CR NO
<hr/>			
		Finiture - Finishes	EUR
	ZAER123	Aeratore a scomparsa Ø18,5x1 + chiavetta per art. 001 Hidden aerator Ø18,5x1 + key for art. 001	
<hr/>			
		Finiture - Finishes	EUR
	ZAST046	Asta scarico completa per artt. 075-085-135 Complete rod for waste for artt. 075-085-135	CR NOCR
	ZAST023	Snodo in ABS per asta scarico per artt. 075-085-135 ABS articulation for rod connection for artt. 075-085-135	
<hr/>			
		Finiture - Finishes	EUR
	ZBAS076..SC	Base + bassetta + fissaggio per doccia per artt. 040-041-044-047-048 Ring + base + fixing set for hand shower for artt. 040-041-044-047-048	CR NO
<hr/>			
		Finiture - Finishes	EUR
	ZBAS040	Basetta miscelatore per artt. 040-041 Brass base-ring for mixer artt. 040-041	CR
	ZBAS041	Basetta per bocca artt. 040L-044-047 Brass base-ring for spout artt. 040L-044-047	CR NO
	ZBAS058	Basetta miscelatore artt. 071-071K-075-081-081K-085-131-131K-135 Brass base-ring artt. 071-071K-075-081-081K-085-131-131K-135	CR NO
	ZBAS098	Basetta miscelatore per artt. 047-048 Brass base-ring for mixer artt. 047-048	CR NO



ZBAS113 Basetta Ø50 mm sotto maniglia per artt. 044-052-053-119
Brass base-ring Ø50 mm under handle for artt. 044-052-053-119

Finiture - Finishes **EUR**

CR
NO



ZBOC032 Bocca bordo vasca con basetta ottone, aeratore e fissaggio artt. 040-044
Deck mounted spout with brass ring base, aerator and fixing set artt. 040-044

ZBOC090 Bocca bordo vasca con basetta ottone, aeratore e fissaggio art. 047
Deck mounted spout with brass ring base, aerator and fixing set art. 047

Finiture - Finishes **EUR**

CR
NO

CR
NO



ZBOC107 Bocca Ø26 con aeratore per artt. 031-032
Ø26 spout with aerator for artt. 031-032

ZBOC129 Bocca Ø23 con aeratore per art. 001
Ø23 spout with aerator for art. 001

Finiture - Finishes **EUR**

CR
NO

CR
NO



ZBOC136 Bocca a muro Ø18 x l.123 mm per artt. 104-104..70
Wall spout Ø18 x l.123 mm for artt. 104-104..70

ZBOC137 Bocca a muro Ø18 x l.178 mm per artt. 105-105..70
Wall spout Ø18 x l.178 mm for artt. 105-105..70

ZBOC138 Bocca a muro Ø18 x l.248 mm per artt. 106-106..70
Wall spout Ø18 x l.248 mm for artt. 106-106..70

Finiture - Finishes **EUR**

CR
NO

CR
NO

CR
NO



ZCAL017 Calotta per gruppi a parete
Nut for wall mounted traditional mixers

Finiture - Finishes **EUR**

CR
NO



ZCANA211 Canna completa per lavabo con fissaggio per artt. 052-053
Complete tube spout for basin mixer with fixing for artt. 052-053

Finiture - Finishes **EUR**

CR
NO



ZCANA212 Canna completa per bidet con fissaggio per art. 119
Complete tube spout for bidet mixer with fixing for art. 119

Finiture - Finishes **EUR**

CR
NO



		Finiture - Finishes	EUR
ZCAP023	Cappuccio sottoleva per artt. 031-032-047-048 Under lever cap for artt. 031-032-047-048	CR NO	
ZCAP034	Cappuccio sottoleva per artt. 001- 006..70 - 007..70 -010-011-015-018-019-022-023-026-040-041-168-168D-168R / BOX010-015 Under lever cap for artt. 001- 006..70 - 007..70 -010-011-015-018-019-022-023-026-040-041-168-168D-168R / BOX010-015	CR NO	
ZCAP061	Cappuccio sottoleva per deviatore per art. 032 Under lever cap for diverter for art. 032	CR NO	
ZCAP062	Cappuccio sottoleva in metallo per artt. 104-104..70-105-105..70-106..70 Metal under lever cap for artt. 104-104..70-105-105..70-106..70	CR NO	



		Finiture - Finishes	EUR
ZCAP066	Cappuccio per deviatore per artt. 018-019 Cover for diverter for artt. 018-019	CR NO	



		Finiture - Finishes	EUR
ZCAP073	Cappuccio sottoleva in metallo per artt. 071-071K-075-081-081K-085-131-131K-135 Metal under lever cap for artt. 071-071K-075-081-081K-085-131-131K-135	CR BO NO ST	



		Finiture - Finishes	EUR
ZDEV007	Deviatore completo miscelatore bordo vasca art. 040L-041L Complete diverter for bath mixer deck mounted art. 040L-041L	CR	












		Finiture - Finishes	EUR
ZDEV048	Deviatore completo miscelatore incasso artt. 001-015 Complete diverter for built-in mixer artt. 001-015	CR NO	



		Finiture - Finishes	EUR
ZDEV088.. V	Deviatore con valvolina antiritorno per miscelatore vasca esterno per artt. 022-023-026 Diverter with check-valve for bath/shower mixer for artt. 022-023-026	CR NO	



		Finiture - Finishes	EUR
ZDEV091	Deviatore (senza maniglia, bassetta e fissaggio) per art. 044 Diverter (without lever, brass base and fixing set)for art. 044		

			Finiture - Finishes	EUR
	ZDEV100	Deviatore completo per art. BOX015 Complete diverter for art. BOX015	CR NO	
	ZDEV101	Deviatore completo miscelatore bordo vasca artt. 047-048 Complete diverter for bath mixer deck mounted artt. 047-048	CR NO	
	ZDOC032	Doccia BIRILLO (monogetto) in ABS per artt. 023-026-040-041-047-048-168D BIRILLO ABS hand-shower (single spray) for artt. 023-026-040-041-047-048-168D	CR	
	ZDOC067	Doccia MASTER (monogetto) in metallo per artt. 023-032-040-041-044-047-048-168D MASTER metal hand-shower (single-spray) for artt. 023-032-040-041-044-047-048-168D	CR NO	
	ZECC022	Eccentrico con rosone per miscelatori a parete Adjustable centre for wall mounted mixers	CR NO	
	ZFIS121	Fissaggio 3/4 per bocca bordo vasca, lavabo e bidet per artt. 040L-044-047-052-119 3/4 fixing kit for deck mounted spout, basin and bidet mixer for artt. 040L-044-047-052-119		
	ZFIS122	Fissaggio per base doccia e piantane per artt. 040-041-044-047-048-052-053-119 Fixing kit for shower base and three-hole taps for artt. 040-041-044-047-048-052-053-119		
	ZFIS123	Fissaggio per corpo miscelatore bordo vasca per artt. 040-041 Fixing kit for mixer body for artt. 040-041		
	ZFIS127	Fissaggio per corpo miscelatore bordo vasca artt. 047-048 Fixing kit for mixer body artt. 047-048		

Finiture - Finishes EUR



ZFIS141 Set fissaggio per artt. 071-071K-075-081-081K-085-131-131K-135
Fixing set for artt. 071-071K-075-081-081K-085-131-131K-135

Finiture - Finishes EUR



ZFIS147 Set fissaggio + ghiera sotto lavabo per artt. 044-052-053-119
Fixing set + ring under tap for artt. 044-052-053-119

Finiture - Finishes EUR



ZFLO001 Flessibile 1/2"x1/2" mm.1500 con calotta conica doppia aggraffatura per artt. 023-026-032-168D
Double fastened longlife metal flexible hose 1/2"x1/2" mm.1500 with conical nut for artt. 023-026-032-168D

ZFLO018 Flessibile 1500 mm doppia aggraffatura e doppia calotta conica per art. 001
Flexible hose 1500 mm double interlock and double conical nut for art. 001

Finiture - Finishes EUR



ZFLO009 Flessibile F1/2" M15x1 mm.1500 con calotta conica doppia aggraffatura con peso ecologico per artt. 040-041-044-047-048
Double fastened longlife metal flexible hose F1/2" M15x1 mm.1500 with conical nut and weight for artt. 040-041-044-047-048

Finiture - Finishes EUR



ZFLO031 Flessibile PVC argento 1/2"x1/2"/L. 1500 mm con doppia calotta conica per art. 032
1/2"x1/2"/L. 1500 mm Silver PVC hose with double conical nut for art. 032

Finiture - Finishes EUR



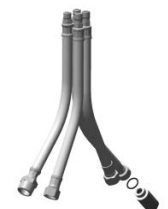
ZFLO071 Flessibile PVC colorato 1/2"x1/2"G - 1500mm per artt. 001-023-032-168D (nero opaco)
1/2"x1/2"G - 1500mm colored PVC hose for artt. 001-023-032-168D (matt black)

Finiture - Finishes EUR



ZFLX086 Set flex inox (5 pezzi) per artt. 040-041
Set of 5 pcs. inox flex for artt. 040-041

Finiture - Finishes EUR



ZFLX132 Set flex inox (4 pezzi) per artt. 047-048
Set of 4 pcs. inox flex for artt. 047-048

ZFLX148 Set flex inox (4 pezzi) per art. 044
Set of 4 pcs. inox flex for art. 044



		<u>Finiture - Finishes</u>	<u>EUR</u>
ZFLX102	Set 2 flex inox SOFT PEX F3/8 450 mm per artt. 052-053-071-071K-075-081-081K-085-119-131-131K-135 Set of 2 F3/8 stainless steel hoses 450 mm SOFT PEX for artt. 052-053-071-071K-075-081-081K-085-119-131-131K-135	CRPX	
ZFLX116	Flex inox cm. 65 M10x1/M15x1 (1 pezzo) per art. 032 (1 piece) inox flex cm. 65 M10x1/M15x1 for art. 032	CR	
ZFLX118	Flex inox cm. 108 M15x1/M15x1 (1 pezzo) per art. 031 (1 piece) inox flex cm. 108 M15x1/M15x1 for art. 031	CR	
ZFLX133	Flex inox F.3/4"xF.1/2" cm 60 per bocca per art. 047 Inox flex F.3/4"xF.1/2" cm 60 for spout for art. 047	CR	




		<u>Finiture - Finishes</u>	<u>EUR</u>
ZGHI001	Ghiera fermacartuccia per artt. 047-048 Ring-nut for cartridge fastening for artt. 047-048		
ZGHI007	Ghiera fermacartuccia per artt. 031-032 Ring-nut for cartridge fastening for artt. 031-032		
ZGHI010	Ghiera fermacartuccia M37x1 per artt. 001-006..70 - 007..70 - 010-011-015-018-019-022-023-026-040L-041L-168-168D-168R / BOX010-015 Ring-nut for cartridge fastening M37x1 for artt. 001-006..70 - 007..70 - 010-011-015-018-019-022-023-026-040L-041L-168-168D-168R / BOX010-015		




		<u>Finiture - Finishes</u>	<u>EUR</u>
ZGHI024	Bussola fermacartuccia per deviatore art. 032 Nut for cartridge fastening for diverter art. 032		









		<u>Finiture - Finishes</u>	<u>EUR</u>
ZGHI027	Ghiera per deviatore M37x1.5 per artt. 018-019 M37x1.5 ring nut for diverter for artt. 018-019		
















		<u>Finiture - Finishes</u>	<u>EUR</u>
ZGHI030	Ghiera ferma cartuccia M30x1 per artt. 071-071K-075-081-081K-085-104-104..70-105-105..70-106-106..70-131-131K-135 M30x1 cartridge fastening ring nut for artt. 071-071K-075-081-081K-085-104-104..70-105-105..70-106-106..70-131-131K-135	CR	



		<u>Finiture - Finishes</u>	<u>EUR</u>
ZLEV147	Leva completa Ø35 per deviatore per art. 032 Complete lever Ø35 for diverter for art. 032	CR NO	

			Finiture - Finishes	EUR
	ZLEV211	Leva completa Ø45 mm per artt. 001-006..70-007..70-010-011-015-018-019-040-041 / BOX010-015 Complete lever Ø45 mm for artt. 001-006..70-007..70-010-011-015-018-019-040-041 / BOX010-015	CR NO	
	ZLEV212	Leva completa Ø35 mm per artt. 104-104..70-105-105..70-106-106..70 Complete lever Ø35 mm for artt. 104-104..70-105-105..70-106-106..70	CR NO	
	ZLEV213	Leva completa Ø42 mm per artt. 022-023-026-168-168D-168R Complete lever Ø42 mm for artt. 022-023-026-168-168D-168R	CR NO	
	ZLEV214	Leva completa Ø50 mm per artt. 031-032 Complete lever Ø50 mm for artt. 031-032	CR NO	
	ZLEV215	Leva completa Ø55 mm per artt. 047-048 Complete lever Ø55 mm for artt. 047-048	CR NO	
	ZLEV216	Leva completa Ø40 mm per artt. 071-071K-075-081-081K-085-131-131K-135 Complete lever Ø40 mm for artt. 071-071K-075-081-081K-085-131-131K-135	CR NO	
<hr/>				
	ZMAN130	Maniglia per cartuccia deviatore per art. 019 Complete handle for diverter cartridge for art. 019	CR NO	
	ZMAN138	Maniglia per cartuccia deviatore per art. 018 Complete handle for diverter cartridge for art. 018	CR NO	
<hr/>				
	ZMAN215	Maniglia completa "HOT" per artt. 003-008 Complete "HOT" handle for artt. 003-008	CR NO	
	ZMAN216	Maniglia completa "COLD" per artt. 003-008 Complete "COLD" handle for artt. 003-008	CR NO	
	ZMAN217	Maniglia completa "HOT" per artt. 044-052-053-119 Complete "HOT" handle for artt. 044-052-053-119	CR NO	
	ZMAN218	Maniglia completa "COLD" per artt. 044-052-053-119 Complete "COLD" handle for artt. 044-052-053-119	CR NO	
	ZMAN219	Maniglia completa per deviatore per art. 044 Complete handle for diverter for art. 044	CR NO	
	ZMAN220	Maniglia completa "NEUTRA" per art. 004 Complete "NEUTRA" handle for art. 004	CR NO	
<hr/>				
	ZPIA007	Piastra con guarnizione 1 foro per art. 010 / Ø116 mm One-hole wall plate with gasket for art. 010 / Ø116 mm	CR	
	ZPIA008	Piastra lusso tonda con guarnizione per art. 011 / Ø110 mm Luxury round plate with gasket for art. 011 / Ø110mm	CR NO	
<hr/>				
	ZPIA056	Piastra 4 fori in acciaio inox con guarnizioni per art. 001 / L.350 x h.120 mm Four-hole stainless steel wall plate with gaskets for art. 001 / L.350 x h.120 mm	Finiture - Finishes CR NO	EUR
<hr/>				
	ZPIA063	Piastra di copertura con OR in ottone per artt. 031-032 / Ø140 mm Brass cover plate with O-Ring for artt. 031-032 / Ø140 mm	Finiture - Finishes CR NO	EUR

			Finiture - Finishes	EUR
	ZPIA072	Piastra tonda in ABS 1 foro con OR per art. BOX010 / Ø173 mm ABS round one-hole wall plate with OR for art. BOX010 / Ø173mm	CR	
	ZPIA074	Piastra tonda in ABS 2 fori con OR per art. BOX015 / Ø173 mm ABS round two-hole wall plate with OR for art. BOX015 / Ø173mm	CR	
	ZPIA135	Piastra tonda in acciaio inox 2 fori con OR per art. BOX015 / Ø173 mm Stainless steel round two-hole wall plate with OR for art. BOX015 / Ø173 mm	NO/M	
* CR con piastra ABS _ NO/M con piastra in Acciaio inox * CR with ABS wall plate _ NO/M with Stainless steel wall plate				
	ZPIA076	Piastra tonda 2 fori con guarnizioni per art. 015 / Ø200 mm Round two-hole wall plate with gaskets for art. 015 / Ø200mm	CR NO	
	ZPIA088	Piastra con guarnizioni per miscelatore incasso (2 uscite) per art. 018 / Ø200 mm Wall plate with gaskets for concealed shower mixer (2 outlets) for art. 018 / Ø200 mm	CR NO	
	ZPIA089	Piastra con guarnizioni per miscelatore incasso (3 uscite) per art. 019 / Ø200 mm Wall plate with gaskets for concealed shower mixer (3 outlets) for art. 019 / Ø200 mm	CR NO	
	ZPIA082	Piastra con guarnizione per miscelatore per artt. 006..70-007..70 / Ø70 mm One-hole wall plate with gasket for mixer for art. 006..70-007..70 / Ø70 mm	CR NO	
	ZPIA093	Piastra con guarnizione per miscelatore per artt. 104..70-105..70-106..70 / Ø70 mm One-hole wall plate with gasket for mixer for artt. 104..70-105..70-106..70 / Ø70 mm	CR NO	
	ZPIA083	Piastra con guarnizione per bocca per artt. ZBOC139-140-141 / Ø70 mm One-hole wall plate with gasket for spout for artt. ZBOC139-140-141 / Ø70 mm	CR NO	
	ZPIA092	Piastra con guarnizione per bocca per artt. 003-008-006..70-007..70-104..70-105..70-106..70 / Ø70 mm One-hole wall plate with gasket for spout for artt. 003-008-006..70-007..70-104..70-105..70-106..70 / Ø70 mm	CR NO	
	ZPIA110	Piastra in acciaio inox 2 fori con guarnizioni per artt. 104-105-106 / L.250 x h.100 mm Two-hole stainless steel wall plate with gaskets for artt. 104-105-106 / L.250 x h.100 mm	CR NO	
	ZPIA154	Piastra a muro per rubinetti per artt. 003-004-008 Wall plate for taps for art. 003-004-008	CR NO	

	ZRAC054	Raccordo 1/2" per artt. 168-168D 1/2" connection for artt. 168-168D	Finiture - Finishes	EUR
	ZRAC104	Raccordo con valvolina + OR per deviatore per art. 032 Connection with check valve + OR for diverter for art. 032	CR NO	
<hr/>				
	ZRAC131	Raccordo 3/4" con tappo e OR per art. 168R 3/4" connection with OR and plug for art. 168R	Finiture - Finishes	EUR
			CR NO	
<hr/>				
	ZSED006	Sede per gruppi a parete Wall mounted mixers seat	Finiture - Finishes	EUR
			CR	
<hr/>				
	ZVIT028	Cartuccia deviatore Ø 35 mm per artt. 044 / ZDEV091 Diverter cartridge Ø 35 mm for artt. 044 / ZDEV091	Finiture - Finishes	EUR
<hr/>				
	ZVIT092	Cartuccia deviatore (2 uscite) Ø32 mm per art. 018 Diverter cartridge (2 outlets) Ø32 mm for art. 018	Finiture - Finishes	EUR
	ZVIT091	Cartuccia deviatore (3 uscite) Ø32 mm per art. 019 Diverter cartridge (3 outlets) Ø32 mm for art. 019		
<hr/>				
	ZVIT127	Vitone dischi ceramici 90° artt. 003-004-008-044-052-053-119 90° ceramic disk valve artt. 003-004-008-044-052-053-119	Finiture - Finishes	EUR
<hr/>				

joker

PRATICITÀ E SEMPLICITÀ

Dall'unione di uno stile ricercato ed esigenze di comfort nasce una collezione caratterizzata da proporzioni generose che ne amplificano le funzionalità. Praticità e semplicità sono le caratteristiche che ne generano la forma.

PRACTICALITY AND SIMPLICITY

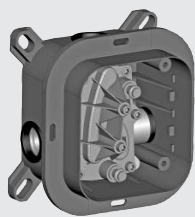
A collection characterized by generous proportions that amplify its functionality is born from the union of a refined style and the need for comfort. Practicality and simplicity are the characteristics that generate its shape.



FINITURE FINISHES

La serie **JOKER** è disponibile nelle seguenti finiture:
JOKER range is available in the following finishes:

- | | |
|----|---|
| CR | cromato
<i>chrome plated</i> |
| NO | finitura nero opaco
<i>matt black finish</i> |

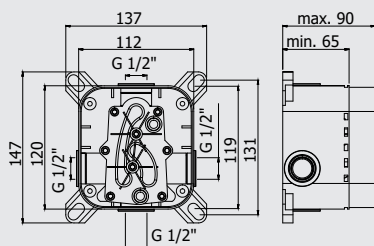


Video istruzioni Pbox
Pbox video instructions



*Da abbinare solo con
JK BOX010 - JK BOX015

*To be completed only with
JK BOX010 - JK BOX015



Set incasso universale per miscelatori doccia completo di:

- corpo incasso
- box

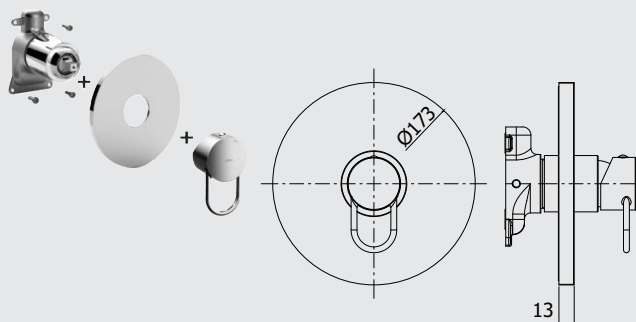
Universal concealed Box for mixers complete with:

- concealed body
- box

PBOX 001

Finiture - Finishes **EUR**

senza set esterno
without external set



*Da abbinare solo con
PBOX 001

*To be completed only with
PBOX 001

Set esterno miscelatore incasso doccia (1 uscita) completo di:

- corpo miscelatore
- piastra in ABS Ø173mm e leva

External set for concealed shower mixer (1 outlet) complete with:

- mixer body
- ABS wall plate Ø173 mm and lever

JK BOX010..

Finiture - Finishes **EUR**

senza deviatore
without diverter

CR

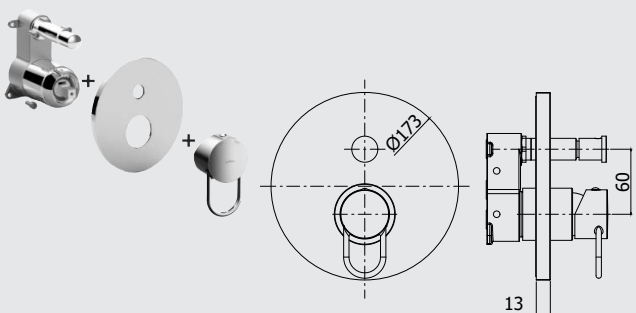


ZPRO BOX010..

Prolunga per art. BOX010

- H30mm
- Extension for art. BOX010
- H30mm

CR



*Da abbinare solo con
PBOX 001

*To be completed only with
PBOX 001

Set esterno miscelatore incasso doccia (2 uscite) completo di:

- corpo miscelatore
- piastra in ABS Ø173mm e leva

External set for concealed shower mixer (2 outlets) complete with:

- mixer body
- ABS wall plate Ø173 mm and lever

JK BOX015..

Finiture - Finishes **EUR**

con deviatore a pulsante
with push diverter

**CR
NO/M**



ZPRO BOX015..

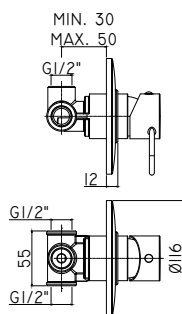
Prolunga con deviatore per art. BOX015

- H30mm
- Extension with diverter for art. BOX015
- H30mm

**CR
NO**

* CR con piastra ABS _ NO/M con piastra in Acciaio inox

* CR with ABS wall plate _ NO/M with Stainless steel wall plate



* Per set incasso/esterno separati (v. capitolo Incassi Projects)
 * For concealed/external set divided (see Concealed mixer Projects chapter)

Miscelatore incasso doccia (1 uscita) completo di:
 • piastra
 • attacchi 1/2" G
 Concealed shower mixer (1 outlet) complete with:
 • wall plate
 • 1/2" G connections

JK 010.. **Finiture - Finishes** **EUR**
 senza deviatore **CR**

• con piastra in metallo Ø116mm
 without diverter
 • with metal wall plate Ø116mm

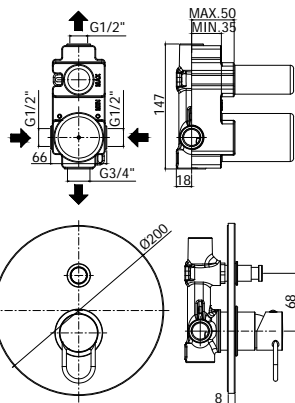
JK 011.. **CR**
NO

senza deviatore
 • con piastra lusso Ø110mm
 without diverter
 • with luxury wall plate Ø110mm



ZPRO 013.. **CR**
NO

Prolunga per artt. 010-011
 • H43mm
 Extension for artt. 010-011
 • H43mm



* Per set incasso/esterno separati (v. capitolo Incassi Projects)
 * For concealed/external set divided (see Concealed mixer Projects chapter)

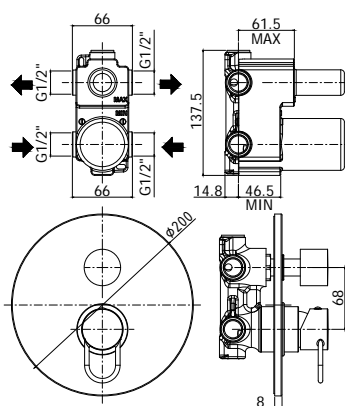
Miscelatore incasso doccia (2 uscite) completo di:
 • piastra in metallo Ø200mm
 • attacchi calda/fredda e superiore 1/2" G - attacco inferiore 3/4" G
 Concealed shower mixer (2 outlets) complete with:
 • metal wall plate Ø200mm
 • 1/2" G hot/cold and upper connections - 3/4" G lower connection

JK 015.. **Finiture - Finishes** **EUR**
 con deviatore a pulsante **CR**
 with push diverter **NO**



ZPRO 028.. **CR**
NO


Prolunga per artt. 015
 • H30mm
 Extension for artt. 015
 • H30mm



* Per set incasso/esterno separati (v. capitolo Incassi Projects)
 * For concealed/external set divided (see Concealed mixer Projects chapter)

Miscelatore incasso doccia (2 uscite) completo di:
 • piastra in metallo Ø200mm
 • attacchi 1/2" G
 Concealed shower mixer (2 outlets) complete with:
 • metal wall plate Ø200mm
 • 1/2" G connections

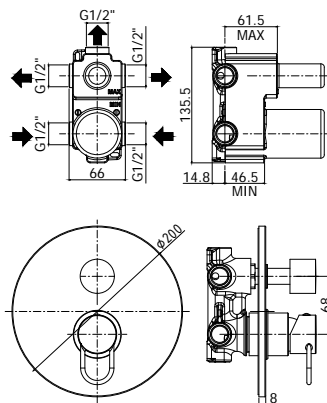
JK 018.. **Finiture - Finishes** **EUR**
 con cartuccia deviatore (2 uscite + 1 **CR**
 posizione combinata) **NO**
 with diverter cartridge (2 outlets + 1
 combined position)



ZPRO 068.. **CR**
NO

Prolunga con deviatore per artt. 018-019
 • H30mm
 Extension with diverter for artt. 018-019
 • H30mm

joker



* Per set incasso/esterno separati (v. capitolo Incassi Projects)

* For concealed/external set divided (see Concealed mixer Projects chapter)

Miscelatore incasso doccia (3 uscite) completo di:

- piastra in metallo Ø200mm
- attacchi 1/2" G

Concealed shower mixer (3 outlets) complete with:

- metal wall plate Ø200mm
- 1/2" G connections


JK 019..

Finiture - Finishes

EUR

con cartuccia deviatore (3 uscite + 3 posizioni combinate)
with diverter cartridge (3 outlets + 3 combined positions)

CR
NO

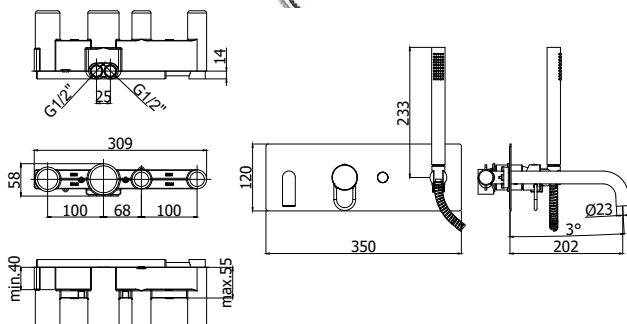


ZPRO 068..

Prolunga con deviatore per artt. 018-019
• H30mm

CR
NO

Extension with diverter for artt. 018-019
• H30mm



Miscelatore incasso vasca/doccia (2 uscite) completo di:

- piastra in acciaio inox 350x120mm
- bocca con aeratore M18.5x1
- doccia Master in metallo e flessibile
- attacchi 1/2" G

Concealed bath/shower mixer (2 outlets) complete with:

- stainless steel wall plate 350x120mm
- spout with aerator M18.5x1
- Master metal hand-shower and flexible hose
- 1/2" G connections

JK 001..

Finiture - Finishes

EUR

con deviatore a pulsante
with push diverter

CR
NO

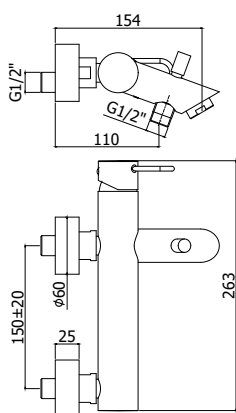


ZPRO 056..

Prolunga con deviatore per artt. 001
• H20mm

CR
NO

Extension with diverter for artt. 001
• H20mm



Miscelatore vasca/doccia con deviatore completo di:

- aeratore M28x1
- set 2 eccentrici 1/2"x3/4" G e rosoni

Bath/shower mixer with diverter complete with:

- aerator M28x1
- set of 2 S-wall-unions 1/2"x3/4" G and wall-plates

JK 022..

Finiture - Finishes

EUR

senza set doccia
without shower set

CR
NO

JK 023..

con supporto a muro snodato in metallo
• con doccia e flessibile
with metal joint wall bracket
• with hand-shower and flexible hose

CR
NO

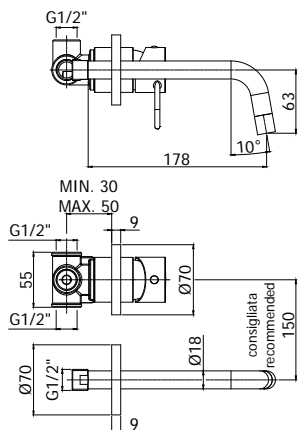
JK 026..

con supporto a muro fisso in ABS
• con doccia e flessibile
with ABS fixed wall bracket
• with hand-shower and flexible hose

CR

* CR con doccia BIRILLO/ NO con doccia MASTER

* CR with BIRILLO hand-shower/ NO with MASTER hand-shower



Miscelatore incasso lavabo completo di:

- piastre Ø70mm
- attacchi 1/2" G

Concealed single lever basin mixer complete with:

- wall plates Ø70mm
- 1/2" G connections

JK 006.. 70

con bocca e aeratore M16x1 - l. 178mm
with spout and aerator M16x1 - l. 178mm

Finiture - Finishes **EUR**

CR
NO

JK 007.. 70

con bocca e aeratore M16x1 - l. 248mm
with spout and aerator M16x1 - l. 248mm

CR
NO

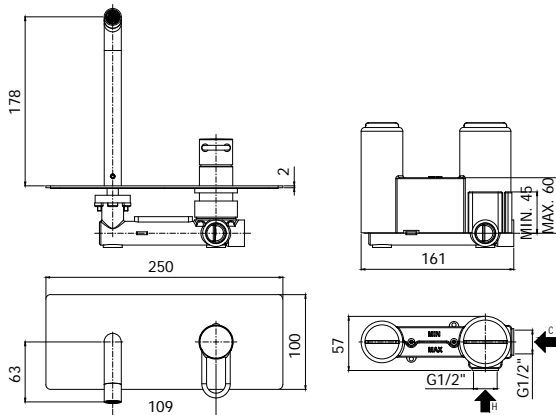


ZPRO 013..

Prolunga per artt. 006..70-007..70-010

- H43mm
- Extension for artt. 006..70-007..70-010
- H43mm

CR
NO



Miscelatore incasso lavabo completo di:

- piastra in acciaio inox 250x100mm
- attacchi 1/2" G

Concealed single lever basin mixer complete with:

- stainless steel wall plate 250x100mm
- 1/2" G connections

JK 104..

con bocca e aeratore M16x1 - l. 123mm
with spout and aerator M16x1 - l. 123mm

Finiture - Finishes **EUR**

CR
NO

JK 105..

con bocca e aeratore M16x1 - l. 178mm
with spout and aerator M16x1 - l. 178mm

CR
NO

JK 106..

con bocca e aeratore M16x1 - l. 248mm
with spout and aerator M16x1 - l. 248mm

CR
NO

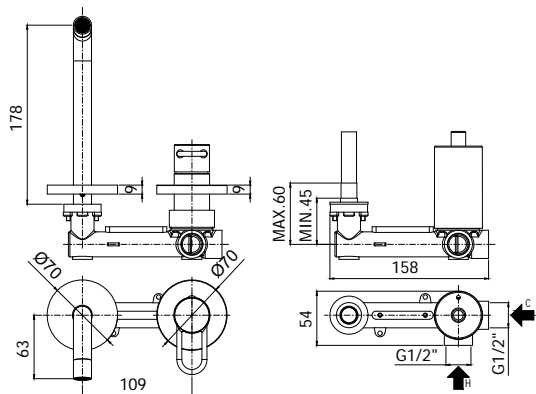


ZPRO 088..

Prolunga per artt. 104-105-106

- H20mm
- Extension for artt. 104-105-106
- H20mm

CR
NO



Miscelatore incasso lavabo completo di:

- piastre in ottone Ø70mm
- attacchi 1/2" G

Concealed single lever basin mixer complete with:

- metal wall plates Ø70mm
- 1/2" G connections

JK 104.. 70

con bocca e aeratore M16x1 - l. 123mm
with spout and aerator M16x1 - l. 123mm

Finiture - Finishes **EUR**

CR
NO

JK 105.. 70

con bocca e aeratore M16x1 - l. 178mm
with spout and aerator M16x1 - l. 178mm

CR
NO

JK 106.. 70

con bocca e aeratore M16x1 - l. 248mm
with spout and aerator M16x1 - l. 248mm

CR
NO



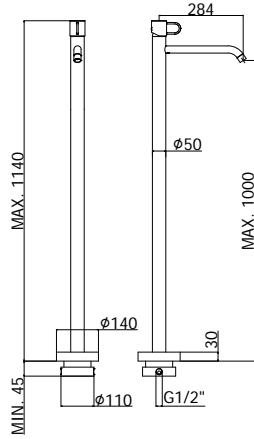
ZPRO 088..

Prolunga per artt. 104..70-105..70-

- H20mm
- Extension for artt. 104..70-105..70-
- H20mm

CR
NO

joker



Miscelatore lavabo a pavimento completo di:

- bocca con aeratore M24x1
- set 2 flessibili inox - M15x1/L.1080 mm

Free-standing basin mixer complete with:

- spout with aerator M24x1
- set of 2 stainless steel hoses - M15x1/L.1080 mm

JK 031..

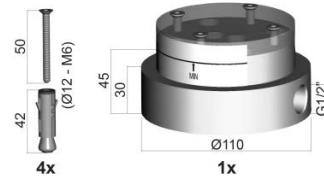
Finiture - Finishes **EUR**

* Senza base di fissaggio art. LIG 030

CR

* Without base for floor mounting art. LIG 030

NO



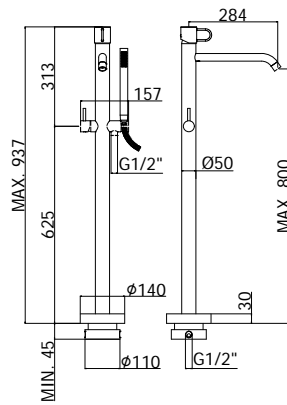
LIG 030..

Base per fissaggio a pavimento:

- per artt. 031-032

Base for floor mounting:

- for artt. 031-032



Miscelatore vasca/doccia a pavimento completo di:

- bocca con aeratore M24x1
- doccia Master (monogetto) in metallo
- flessibile PVC argenteo - 1/2"x1/2" / L.1500 mm
- set 2 flessibili inox - M15x1/L.650 mm

Free-standing bath/shower mixer complete with:

- spout with aerator M24x1
- Master (single spray) metal hand-shower
- silver PVC hose - 1/2"x1/2" / L.1500 mm
- set of 2 stainless steel hoses - M15x1/L.650 mm

JK 032..

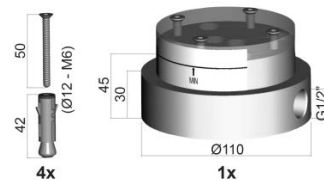
Finiture - Finishes **EUR**

* Senza base di fissaggio art. LIG 030

CR

* Without base for floor mounting art. LIG 030

NO



LIG 030..

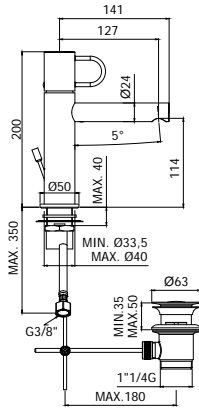
Base per fissaggio a pavimento:

- per artt. 031-032

Base for floor mounting:

- for artt. 031-032

joker



Miscelatore lavabo completo di:

- aeratore M16x1
- set 2 flessibili inox 3/8" G

Wash basin mixer complete with:

- aerator M16x1
- set of 2 stainless steel hoses 3/8" G

JK 071..

senza scarico
without pop up waste

Finiture - Finishes **EUR**

CR
NO

JK 071K..

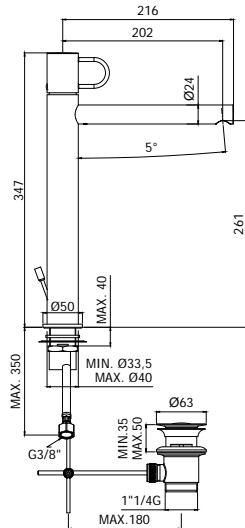
con scarico Clic-Clac 1"1/4G
with 1"1/4G Clic-Clac press top waste

CR
NO

JK 075..

con scarico automatico 1"1/4G
with 1"1/4G pop up waste

CR
NO



Miscelatore lavabo prolungato completo di:

- aeratore M16x1
 - set 2 flessibili inox 3/8" G
- Tall wash basin mixer complete with:
- aerator M16x1
 - set of 2 stainless steel hoses 3/8" G

JK 081..

senza scarico
without pop up waste

Finiture - Finishes **EUR**

CR
NO

JK 081K..

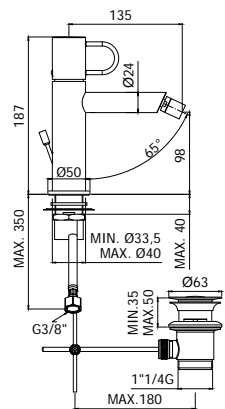
con scarico Clic-Clac 1"1/4G
with 1"1/4G Clic-Clac press top waste

CR
NO

JK 085..

con scarico automatico 1"1/4G
with 1"1/4G pop up waste

CR
NO



Miscelatore bidet completo di:

- con snodo e aeratore M16x1
- set 2 flessibili inox 3/8" G

Bidet mixer complete with:

- with swivel joint and aerator M16x1
- set of 2 stainless steel hoses 3/8" G

JK 131..

senza scarico
without pop up waste

Finiture - Finishes **EUR**

CR
NO

JK 131K..

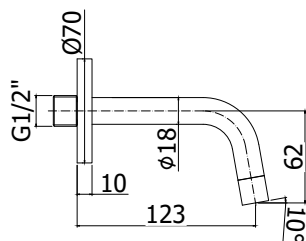
con scarico Clic-Clac 1"1/4G
with 1"1/4G Clic-Clac press top waste

CR
NO

JK 135..

con scarico automatico 1"1/4G
with 1"1/4G pop up waste

CR
NO



Bocca a muro per **lavabo** completa di:

- aeratore M16x1
- piastra in metallo Ø70mm
- attacco 1/2"G

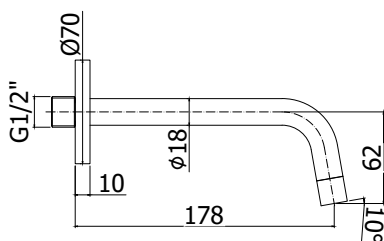
Wall spout for **basin mixer** complete with:

- aerator M16x1
- metal wall plate Ø70mm
- 1/2"G connection

ZBOC 103..

- Ø18 con lunghezza l. 123mm
- Ø18 with length l. 123mm

Finiture - Finishes	EUR
CR	
NO	



Bocca a muro per **lavabo** completa di:

- aeratore M16x1
- piastra in metallo Ø70mm
- attacco 1/2"G

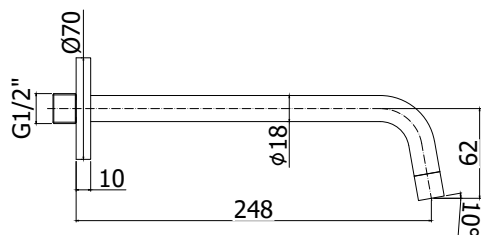
Wall spout for **basin mixer** complete with:

- aerator M16x1
- metal wall plate Ø70mm
- 1/2"G connection

ZBOC 045..

- Ø18 con lunghezza l. 178mm
- per art. 006..70
- Ø18 with length l. 178mm
- for art. 006..70

Finiture - Finishes	EUR
CR	
NO	



Bocca a muro per **lavabo** completa di:

- aeratore M16x1
- piastra in metallo Ø70mm
- attacco 1/2"G

Wall spout for **basin mixer** complete with:

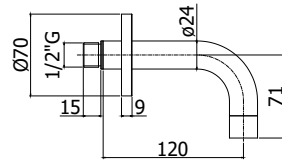
- aerator M16x1
- metal wall plate Ø70mm
- 1/2"G connection

ZBOC 046..

- Ø18 con lunghezza l. 248mm
- per art. 007..70
- Ø18 with length l. 248mm
- for art. 007..70

Finiture - Finishes	EUR
CR	
NO	

joker



Bocca a muro per vasca completa di:

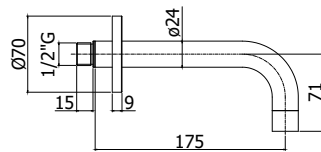
- aeratore M22x1
- piastra in metallo Ø70mm
- attacco 1/2"G

Wall spout for bath complete with:

- aerator M22x1
- metal wall plate Ø70mm
- 1/2"G connection

ZBOC 140..
 Ø24 con lunghezza l. 120mm
 Ø24 with length l. 120mm

Finiture - Finishes	EUR
CR	
NO	



Bocca a muro per vasca completa di:

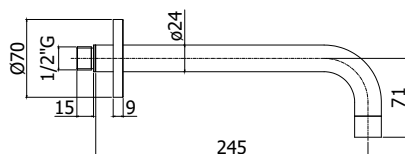
- aeratore M22x1
- piastra in metallo Ø70mm
- attacco 1/2"G

Wall spout for bath complete with:

- aerator M22x1
- metal wall plate Ø70mm
- 1/2"G connection

ZBOC 139..
 Ø24 con lunghezza l. 175mm
 Ø24 with length l. 175mm

Finiture - Finishes	EUR
CR	
NO	



Bocca a muro per vasca completa di:

- aeratore M22x1
- piastra in metallo Ø70mm
- attacco 1/2"G

Wall spout for bath complete with:

- aerator M22x1
- metal wall plate Ø70mm
- 1/2"G connection

ZBOC 141..
 Ø24 con lunghezza l. 245mm
 Ø24 with length l. 245mm

Finiture - Finishes	EUR
CR	
NO	

Finiture - Finishes EUR



- ZA91102R** Cartuccia completa Ø40 senza distributore con regolazione per artt. 031-032
Complete cartridge Ø40 without distributor with regulation for artt. 031-032
- ZA91104R** Cartuccia completa Ø35 senza distributore con regolazione per artt. 001-006..70 - 007..70
- 010-011-015-018-019-040-041 / BOX010-015
Complete cartridge Ø35 without distributor with regulation for artt. 001-006..70 - 007..70
- 010-011-015-018-019-040-041 / BOX010-015
- ZA91280** Cartuccia completa Ø40 senza distributore per artt. 047-048
Complete cartridge Ø40 without distributor for artt. 047-048



- ZA91103R** Cartuccia completa Ø35 con distributore con regolazione artt. 022-023-026-168-168D-168R
Complete cartridge Ø35 with distributor with regulation artt. 022-023-026-168-168D-168R

Finiture - Finishes EUR



- ZA91170** Cartuccia completa Ø 25 mm per deviatore art. 032
Complete cartridge Ø 25 mm for diverter art. 032

Finiture - Finishes EUR



- ZA91231** Cartuccia completa Ø 25 mm per artt. 104-104..70-105-105..70-106-106..70
Complete cartridge Ø 25 mm for artt. 104-104..70-105-105..70-106-106..70

Finiture - Finishes EUR



- ZA91390** Cartuccia completa Ø 25 mm con asta speciale per artt. 071-071K-075-081-081K-085-131-131K-135
Complete cartridge Ø 25mm with special rod for artt. 071-071K-075-081-081K-085-131-131K-135

Finiture - Finishes EUR



- ZACC146** Valvolina antiritorno Ø15 mm per artt. ZDEV088..V-ZDEV091-ZRAC054-ZRAC104
Check-valve Ø15 mm for artt. ZDEV088..V-ZDEV091-ZRAC054-ZRAC104

Finiture - Finishes EUR



- ZAER050** Aeratore a scomparsa Ø 16,5x1M per artt. 071-071K-075-081-081K-085
Hidden Aerator Ø 16,5x1M for artt. 071-071K-075-081-081K-085
- ZACC343** Chiavetta per aeratore ZAER050
Key for aerator ZAER050

Finiture - Finishes EUR




Articolo	Descrizione	Finiture - Finishes	EUR
ZAER003	Aeratore completo Ø28 per artt. 022-023-026 Complete aerator Ø28 for artt. 022-023-026	CR NO	
ZAER024	Aeratore completo Ø24 per artt. 031-032 Complete aerator Ø24 for artt. 031-032	CR NO	
ZAER052	Aeratore completo Ø18 artt. 006..70 - 007..70 - 104 - 104..70 - 105 - 105..70 - 106 - 106..70 - 131-131K-135 Complete aerator Ø18 artt. 006..70 - 007..70 - 104 - 104..70 - 105 - 105..70 - 106 - 106..70 - 131-131K-135	CR NO	
ZAER129	Aeratore completo Ø24 per artt. ZBOC139-140-141 Complete aerator Ø24 for artt. ZBOC139-140-141	CR NO	



Articolo	Descrizione	Finiture - Finishes	EUR
ZAER040	Aeratore completo per art. 040 Complete aerator for art. 040	CR	
ZAER110	Aeratore completo Ø28 per art. 047 Complete aerator Ø28 for art. 047	CR NO	



Articolo	Descrizione	Finiture - Finishes	EUR
ZAER077	Snodo con aeratore per artt. 131-131K-135 Joint with aerator for artt. 131-131K-135	CR NO	



Articolo	Descrizione	Finiture - Finishes	EUR
ZAER123	Aeratore a scomparsa Ø18.5x1 + chiavetta per art. 001 Hidden aerator Ø18.5x1 + key for art. 001		



Articolo	Descrizione	Finiture - Finishes	EUR
ZAST046	Asta scarico completa per artt. 075-085-135 Complete rod for waste for artt. 075-085-135	CR NOCR	
ZAST023	Snodo in ABS per asta scarico per artt. 075-085-135 ABS articulation for rod connection for artt. 075-085-135		



Articolo	Descrizione	Finiture - Finishes	EUR
ZBAS040	Basetta miscelatore per artt. 040-041 Brass base-ring for mixer artt. 040-041	CR	
ZBAS041	Basetta per bocca artt. 040L-047 Brass base-ring for spout artt. 040L-047	CR NO	
ZBAS058	Basetta miscelatore artt. 071-071K-075-081-081K-085-131-131K-135 Brass base-ring artt. 071-071K-075-081-081K-085-131-131K-135	CR NO	
ZBAS098	Basetta miscelatore per artt. 047-048 Brass base-ring for mixer artt. 047-048	CR NO	



ZBAS076..SC Base + basetta + fissaggio per doccia per artt. 040-041-047-048
Ring + base + fixing set for hand shower for artt. 040-041-047-048

Finiture - Finishes **EUR**

CR
NO



ZBOC032 Bocca bordo vasca con basetta ottone, aeratore e fissaggio art. 040
Deck mounted spout with brass ring base, aerator and fixing set art. 040
ZBOC090 Bocca bordo vasca con basetta ottone, aeratore e fissaggio art. 047
Deck mounted spout with brass ring base, aerator and fixing set art. 047

Finiture - Finishes **EUR**

CR
NO



ZBOC107 Bocca Ø26 con aeratore per artt. 031-032
Ø26 spout with aerator for artt. 031-032
ZBOC129 Bocca Ø23 con aeratore per art. 001
Ø23 spout with aerator for art. 001

Finiture - Finishes **EUR**

CR
NO



ZBOC136 Bocca a muro Ø18 x l.123 mm per artt. 104-104..70
Wall spout Ø18 x l.123 mm for artt. 104-104..70
ZBOC137 Bocca a muro Ø18 x l.178 mm per artt. 105-105..70
Wall spout Ø18 x l.178 mm for artt. 105-105..70
ZBOC138 Bocca a muro Ø18 x l.248 mm per artt. 106-106..70
Wall spout Ø18 x l.248 mm for artt. 106-106..70

Finiture - Finishes **EUR**

CR
NO



ZCAL017 Calotta per gruppi a parete
Nut for wall mounted traditional mixers

Finiture - Finishes **EUR**

CR
NO



ZCAP023 Cappuccio sottoleva per artt. 031-032-047-048
Under lever cap for artt. 031-032-047-048
ZCAP034 Cappuccio sottoleva per artt. 001- 006..70 - 007..70
-010-011-015-018-019-022-023-026-040-041-168-168D-168R / BOX010-015
Under lever cap for artt. 001- 006..70 - 007..70
-010-011-015-018-019-022-023-026-040-041-168-168D-168R / BOX010-015
ZCAP061 Cappuccio sottoleva per deviatore per art. 032
Under lever cap for diverter for art. 032
ZCAP062 Cappuccio sottoleva in metallo per artt. 104-104..70-105-105..70-106..70
Metal under lever cap for artt. 104-104..70-105-105..70-106..70

Finiture - Finishes **EUR**






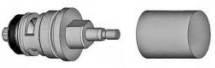


CR
NO



ZCAP066 Cappuccio per deviatore per artt. 018-019
Cover for diverter for artt. 018-019

Finiture - Finishes **EUR**

CR
NO

			Finiture - Finishes	EUR
	ZCAP073	Cappuccio sottoleva in metallo per artt. 071-071K-075-081-081K-085-131-131K-135 Metal under lever cap for artt. 071-071K-075-081-081K-085-131-131K-135	CR BO NO ST	
	ZDEV007	Deviatore completo miscelatore bordo vasca art. 040L-041L Complete diverter for bath mixer deck mounted art. 040L-041L	CR	
	ZDEV048	Deviatore completo miscelatore incasso artt. 001-015 Complete diverter for built-in mixer artt. 001-015	CR NO	
	ZDEV088.. V	Deviatore con valvolina antiritorno per miscelatore vasca esterno per artt. 022-023-026 Diverter with check-valve for bath/shower mixer for artt. 022-023-026	CR NO	
	ZDEV100	Deviatore completo per art. BOX015 Complete diverter for art. BOX015	CR NO	
	ZDEV101	Deviatore completo miscelatore bordo vasca artt. 047-048 Complete diverter for bath mixer deck mounted artt. 047-048	CR NO	
	ZDOC032	Doccia BIRILLO (monogetto) in ABS per artt. 023-026-040-041-047-048-168D BIRILLO ABS hand-shower (single spray) for artt. 023-026-040-041-047-048-168D	CR	
	ZDOC067	Doccia MASTER (monogetto) in metallo per artt. 023-032-040-041-047-048-168D MASTER metal hand-shower (single-spray) for artt. 023-032-040-041-047-048-168D	CR NO	

		Finiture - Finishes	EUR
	ZECC022 Eccentrico con rosone per miscelatori a parete Adjustable centre for wall mounted mixers	CR NO	
	ZFIS121 Fissaggio 3/4 per bocca bordo vasca per artt. 040L-047 3/4 fixing for deck mounted spout for artt. 040L-047		
	ZFIS122 Fissaggio per base doccia artt. 040-041-047-048 Fixing kit for base for shower artt. 040-041-047-048		
	ZFIS123 Fissaggio per corpo miscelatore bordo vasca per artt. 040-041 Fixing kit for mixer body for artt. 040-041	Finiture - Finishes	EUR
	ZFIS127 Fissaggio per corpo miscelatore bordo vasca artt. 047-048 Fixing kit for mixer body artt. 047-048	Finiture - Finishes	EUR
	ZFIS141 Set fissaggio per artt. 071-071K-075-081-081K-085-131-131K-135 Fixing set for artt. 071-071K-075-081-081K-085-131-131K-135	Finiture - Finishes	EUR
	ZFLO001 Flessibile 1/2"x1/2" mm.1500 con calotta conica doppia aggraffatura per artt. 023-026-032-168D Double fastened longlife metal flexible hose 1/2"x1/2" mm.1500 with conical nut for artt. 023-026-032-168D	Finiture - Finishes	EUR
	ZFLO018 Flessibile 1500 mm doppia aggraffatura e doppia calotta conica per art. 001 Flexible hose 1500 mm double interlock and double conical nut for art. 001	CR	
	ZFLO009 Flessibile F1/2" M15x1 mm.1500 con calotta conica doppia aggraffatura con peso ecologico per artt. 040-041-047-048 Double fastened longlife metal flexible hose F1/2" M15x1 mm.1500 with conical nut and weight for artt. 040-041-047-048	Finiture - Finishes	EUR
	ZFLO031 Flessibile PVC argento 1/2"x1/2"/L. 1500 mm con doppia calotta conica per art. 032 1/2"x1/2"/L. 1500 mm Silver PVC hose with double conical nut for art. 032	Finiture - Finishes	EUR
		AG	



ZFLO071 Flessibile PVC colorato 1/2"x1/2"G - 1500mm per artt. 001-023-032-168D (nero opaco)
1/2"x1/2"G - 1500mm colored PVC hose for artt. 001-023-032-168D (matt black)

Finiture - Finishes **EUR**
BO
NO



ZFLX086 Set flex inox (5 pezzi) per artt. 040-041
Set of 5 pcs. inox flex for artt. 040-041

Finiture - Finishes **EUR**
CR



ZFLX102 Set 2 flex inox SOFT PEX F3/8 450 mm per artt. 071-071K-075-081-081K-085-131-131K-135
Set of 2 F3/8 stainless steel hoses 450 mm SOFT PEX for artt. 071-071K-075-081-081K-085-131-131K-135

Finiture - Finishes **EUR**
CRPX

ZFLX116 Flex inox cm. 65 M10x1/M15x1 (1 pezzo) per art. 032
(1 piece) inox flex cm. 65 M10x1/M15x1 for art. 032

CR

ZFLX118 Flex inox cm. 108 M15x1/M15x1 (1 pezzo) per art. 031
(1 piece) inox flex cm. 108 M15x1/M15x1 for art. 031

CR

ZFLX133 Flex inox F.3/4"xF.1/2" cm 60 per bocca per art. 047
Inox flex F.3/4"xF.1/2" cm 60 for spout for art. 047

CR



ZFLX132 Set flex inox (4 pezzi) per artt. 047-048
Set of 4 pcs. inox flex for artt. 047-048

Finiture - Finishes **EUR**
CR



ZGHI001 Ghiera fermacartuccia per artt. 047-048
Ring-nut for cartridge fastening for artt. 047-048

Finiture - Finishes **EUR**

ZGHI007 Ghiera fermacartuccia per artt. 031-032
Ring-nut for cartridge fastening for artt. 031-032

ZGHI010 Ghiera fermacartuccia M37x1 per artt. 001-006..70 - 007..70 - 010-011-015-018-019-022-023-026-040L-041L-168-168D-168R / BOX010-015
Ring-nut for cartridge fastening M37x1 for artt. 001-006..70 - 007..70 - 010-011-015-018-019-022-023-026-040L-041L-168-168D-168R / BOX010-015



ZGHI024 Bussola fermacartuccia per deviatore art. 032
Nut for cartridge fastening for diverter art. 032


Finiture - Finishes **EUR**

Finiture - Finishes EUR



ZGHI027 Ghiera per deviatore M37x1.5 per artt. 018-019
M37x1.5 ring nut for diverter for artt. 018-019


Finiture - Finishes EUR



ZGHI030 Ghiera ferma cartuccia M30x1 per artt. 071-071K-075-081-081K-085-104-104..70-105-105..70-106-106..70-131-131K-135
M30x1 cartridge fastening ring nut for artt. 071-071K-075-081-081K-085-104-104..70-105-105..70-106-106..70-131-131K-135

CR


Finiture - Finishes EUR



ZLEV147 Leva completa Ø35 per deviatore per artt. 032
Complete lever Ø35 for diverter for artt. 032

CR
NO

Finiture - Finishes EUR



ZLEV217 Leva completa Ø45 mm per artt. 001-006..70-007..70-010-011-015-018-019-040-041 / BOX010-015
Complete lever Ø45 mm for artt. 001-006..70-007..70-010-011-015-018-019-040-041 / BOX010-015

CR
NO

ZLEV218 Leva completa Ø35 mm per artt. 104-104..70-105-105..70-106-106..70
Complete lever Ø35 mm for artt. 104-104..70-105-105..70-106-106..70

CR
NO

ZLEV219 Leva completa Ø42 mm per artt. 022-023-026-168-168D-168R
Complete lever Ø42 mm for artt. 022-023-026-168-168D-168R

CR
NO

ZLEV221 Leva completa Ø55 mm per artt. 047-048
Complete lever Ø55 mm for artt. 047-048

CR
NO

Finiture - Finishes EUR




ZLEV220 Leva completa Ø50 mm per artt. 031-032
Complete lever Ø50 mm for artt. 031-032

CR
NO

ZLEV222 Leva completa Ø40 mm per artt. 071-071K-075-081-081K-085-131-131K-135
Complete lever Ø40 for artt. 071-071K-075-081-081K-085-131-131K-135

CR
NO

Finiture - Finishes EUR



ZMAN130 Maniglia per cartuccia deviatore per artt. 019
Complete handle for diverter cartridge for artt. 019

CR
NO

ZMAN138 Maniglia per cartuccia deviatore per artt. 018
Complete handle for diverter cartridge for artt. 018

CR
NO

Finiture - Finishes EUR






ZPIA007 Piastra con guarnizione 1 foro per artt. 010 / Ø116 mm
One-hole wall plate with gasket for artt. 010 / Ø116 mm

CR

ZPIA008 Piastra lusso tonda con guarnizione per artt. 011 / Ø110 mm
Luxury round plate with gasket for artt. 011 / Ø110mm

CR
NO

		Finiture - Finishes	EUR
	ZPIA056 Piastra 4 fori in acciaio inox con guarnizioni per art. 001 / L.350 x h.120 mm Four-hole stainless steel wall plate with gaskets for art. 001 / L.350 x h.120 mm	CR NO	
	ZPIA063 Piastra di copertura con OR in ottone per artt. 031-032 / Ø140 mm Brass cover plate with O-Ring for artt. 031-032 / Ø140 mm	CR NO	
	ZPIA072 Piastra tonda in ABS 1 foro con OR per art. BOX010 / Ø173 mm ABS round one-hole wall plate with OR for art. BOX010 / Ø173mm	CR	
	ZPIA074 Piastra tonda in ABS 2 fori con OR per art. BOX015 / Ø173 mm ABS round two-hole wall plate with OR for art. BOX015 / Ø173mm	CR	
	ZPIA135 Piastra tonda in acciaio inox 2 fori con OR per art. BOX015 / Ø173 mm Stainless steel round two-hole wall plate with OR for art. BOX015 / Ø173 mm	NO/M	
* CR con piastra ABS _ NO/M con piastra in Acciaio inox * CR with ABS wall plate _ NO/M with Stainless steel wall plate			
	ZPIA076 Piastra tonda 2 fori con guarnizioni per art. 015 / Ø200 mm Round two-hole wall plate with gaskets for art. 015 / Ø200mm	CR NO	
	ZPIA088 Piastra con guarnizioni per miscelatore incasso (2 uscite) per art. 018 / Ø200 mm Wall plate with gaskets for concealed shower mixer (2 outlets) for art. 018 / Ø200 mm	CR NO	
	ZPIA089 Piastra con guarnizioni per miscelatore incasso (3 uscite) per art. 019 / Ø200 mm Wall plate with gaskets for concealed shower mixer (3 outlets) for art. 019 / Ø200 mm	CR NO	
	ZPIA082 Piastra con guarnizione per miscelatore per artt. 006..70-007..70 / Ø70 mm One-hole wall plate with gasket for mixer for art. 006..70-007..70 / Ø70 mm	CR NO	
	ZPIA093 Piastra con guarnizione per miscelatore per artt. 104..70-105..70-106..70 / Ø70 mm One-hole wall plate with gasket for mixer for artt. 104..70-105..70-106..70 / Ø70 mm	CR NO	
	ZPIA083 Piastra con guarnizione per bocca per artt. ZBOC139-140-141 / Ø70 mm One-hole wall plate with gasket for spout for artt. ZBOC139-140-141 / Ø70 mm	CR NO	
	ZPIA092 Piastra con guarnizione per bocca per artt. 003-008-006..70-007..70-104..70-105..70-106..70 / Ø70 mm One-hole wall plate with gasket for spout for artt. 003-008-006..70-007..70-104..70-105..70-106..70 / Ø70 mm	CR NO	

**ZPIA110**

Piastra in acciaio inox 2 fori con guarnizioni per artt. 104-105-106 / L.250 x h.100 mm
Two-hole stainless steel wall plate with gaskets for artt. 104-105-106 / L.250 x h.100 mm

Finiture - Finishes **EUR**

CR
NO

**ZRAC054**

Raccordo 1/2" per artt. 168-168D
1/2" connection for artt. 168-168D

ZRAC104

Raccordo con valvolina + OR per deviatore per artt. 032
Connection with check valve + OR for diverter for artt. 032

Finiture - Finishes **EUR**

CR
NO

CR
NO

**ZRAC131**

Raccordo 3/4" con tappo e OR per artt. 168R
3/4" connection with OR and plug for artt. 168R

Finiture - Finishes **EUR**

CR
NO

**ZSED006**

Sede per gruppi a parete
Wall mounted mixers seat

Finiture - Finishes **EUR**

CR

**ZVIT092**

Cartuccia deviatore (2 uscite) Ø32 mm per artt. 018
Diverter cartridge (2 outlets) Ø32 mm for artt. 018

ZVIT091

Cartuccia deviatore (3 uscite) Ø32 mm per artt. 019
Diverter cartridge (3 outlets) Ø32 mm for artt. 019

Finiture - Finishes **EUR**

elle - effe



ELEGANZA E SEMPLICITÀ

Sono questi i due principi ispiratori che hanno portato alla nascita delle nuove linee di rubinetteria ELLE e EFFE. Linea squadrata e profilo pulito, per amplificare un senso di eleganza e modernità che rendono queste serie adattabili ad ogni tipo di ambiente.

La cura del dettaglio si accompagna alla cura della funzionalità: un design di alta gamma si unisce ad una tecnica e componentistica di elevata qualità. Leva aperta per la serie EFFE, leva chiusa per la serie ELLE.

Due varianti di design per una serie unica nelle sue linee essenziali. E per entrambe le versioni il lavabo è disponibile in tre altezze differenti (Standard, Medio e Prolungato).

ELEGANCE AND SIMPLICITY

These are the two key factors that have led to the realization of our new EFFE and ELLE mixers lines. Square line and clean profile to amplify a sense of elegance and modernity that makes these series suitable for any environment.

The attention to detail is accompanied by the care of functionality: a high-end design is combined with technique and components of high quality. Open handle for EFFE and closed handle for ELLE.

Two design variants for a unique series of essential lines. For both versions, washbasin mixer is available in three different heights (Standard, Middle and Extended).



FINITURE FINISHES

Le serie **ELLE / EFFE** sono disponibili nelle seguenti finiture:
ELLE / EFFE ranges are available in the following finishes:

CR cromato
chrome plated

VARIANTI VARIANTS



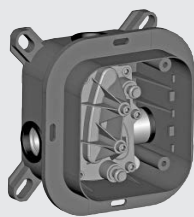
EL
LEVA ELLE
ELLE HANDLE



EF
LEVA EFFE
EFFE HANDLE



ELX
LEVA CUBO
CUBO HANDLE

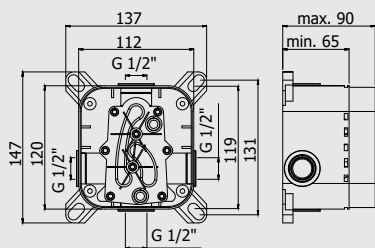


Video istruzioni Pbox
Pbox video instructions



*Da abbinare solo con
EL-EF BOX010 - EL-EF BOX015

*To be completed only with
EL-EF BOX010 - EL-EF BOX015



Set incasso universale per miscelatori doccia completo di:

- corpo incasso
- box

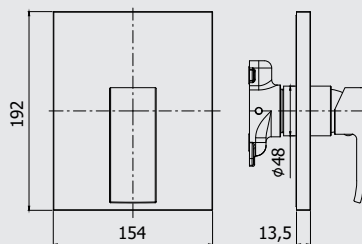
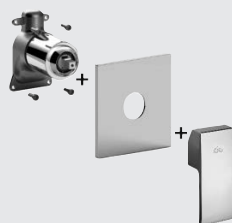
Universal concealed Box for mixers complete with:

- concealed body
- box

PBOX 001

Finiture - Finishes **EUR**

senza set esterno
without external set



*Da abbinare solo con
PBOX 001

*To be completed only with
PBOX 001

Set esterno miscelatore incasso doccia (1 uscita) completo di:

- corpo miscelatore
- piastra in ABS 154x192mm e leva


External set for concealed shower mixer (1 outlet) complete with:

- mixer body
- ABS wall plate 154x192mm and lever

EL BOX010.. / EF BOX010..

Finiture - Finishes **EUR**

senza deviatore
without diverter

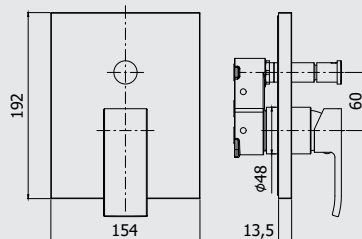
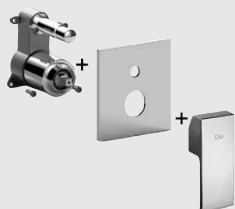


ZPRO BOX010..

Prolunga per art. BOX010

- H30mm
- Extension for art. BOX010
- H30mm

CR



*Da abbinare solo con
PBOX 001

*To be completed only with
PBOX 001

Set esterno miscelatore incasso doccia (2 uscite) completo di:

- corpo miscelatore
- piastra in ABS 154x192mm e leva

External set for concealed shower mixer (2 outlets) complete with:

- mixer body
- ABS wall plate 154x192mm and lever

EL BOX015.. / EF BOX015..

Finiture - Finishes **EUR**

con deviatore a pulsante
with push diverter

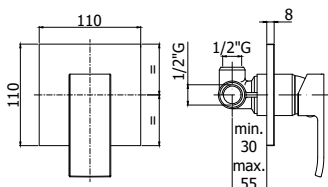


ZPRO BOX015..

Prolunga con deviatore per art. BOX015

- H30mm
- Extension with diverter for art. BOX015
- H30mm

CR



Miscelatore incasso doccia (1 uscita) completo di:
 • piastra 110x110mm
 • attacchi 1/2" G
 Concealed shower mixer (1 outlet) complete with:
 • wall plate 110x110mm
 • 1/2" G connections

EL 010.. / EF 010..

senza deviatore
 without diverter

Finiture - Finishes EUR



CR
 CR/M



CR
 CR/M



ZPRO 013..

Prolunga per art. 010
 • H43mm
 Extension for art. 010
 • H43mm

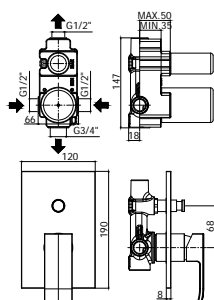
CR

* Per set incasso/esterno separati (v. capitolo Incassi Projects)

* For concealed/external set divided (see Concealed mixer Projects chapter)

* CR con piastra ABS - CR/M con piastra in Acciaio inox

* CR with ABS wall plate - CR/M with Stainless steel wall plate



Miscelatore incasso doccia (2 uscite) completo di:
 • piastra 120x190mm
 • attacchi calda/fredda e superiore 1/2" G - attacco inferiore 3/4" G
 Concealed shower mixer (2 outlets) complete with:
 • wall plate 120x190mm
 • 1/2" G hot/cold and upper connections - 3/4" G lower connection

EL 015.. / EF 015..

con deviatore a pulsante
 with push diverter


Finiture - Finishes EUR



CR
 CR/M



CR
 CR/M



ZPRO 028..

Prolunga con deviatore per art. 015
 • H30mm
 Extension with diverter for art. 015
 • H30mm

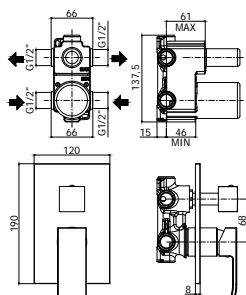
CR

* Per set incasso/esterno separati (v. capitolo Incassi Projects)

* For concealed/external set divided (see Concealed mixer Projects chapter)

* CR con piastra ABS - CR/M con piastra in Acciaio inox

* CR with ABS wall plate - CR/M with Stainless steel wall plate



Miscelatore incasso doccia (2 uscite) completo di:
 • piastra 120x190mm
 • attacchi 1/2" G
 Concealed shower mixer (2 outlets) complete with:
 • wall plate 120x190mm
 • 1/2" G connections

EL 018.. / EF 018..

con cartuccia deviatore (2 uscite + 1
 posizione combinata)
 with diverter cartridge (2 outlets + 1
 combined position)

Finiture - Finishes EUR



CR
 CR/M



CR
 CR/M



ZPRO 068..

Prolunga con deviatore per artt. 018-019
 • H30mm
 Extension with diverter for artt. 018-019
 • H30mm

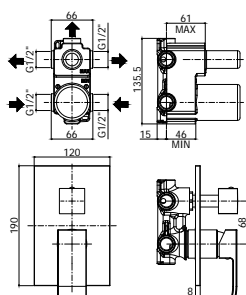
CR

* Per set incasso/esterno separati (v. capitolo Incassi Projects)

* For concealed/external set divided (see Concealed mixer Projects chapter)

* CR con piastra ABS - CR/M con piastra in Acciaio inox

* CR with ABS wall plate - CR/M with Stainless steel wall plate



Miscelatore incasso doccia (3 uscite) completo di:
 • piastra 120x190mm
 • attacchi 1/2" G
 Concealed shower mixer (3 outlets) complete with:
 • wall plate 120x190mm
 • 1/2" G connections

EL 019.. / EF 019..

con cartuccia deviatore (3 uscite + 3
 posizioni combinate)
 with diverter cartridge (3 outlets + 3
 combined positions)

Finiture - Finishes EUR



CR
 CR/M



CR
 CR/M



ZPRO 068..

Prolunga con deviatore per artt. 018-019
 • H30mm
 Extension with diverter for artt. 018-019
 • H30mm

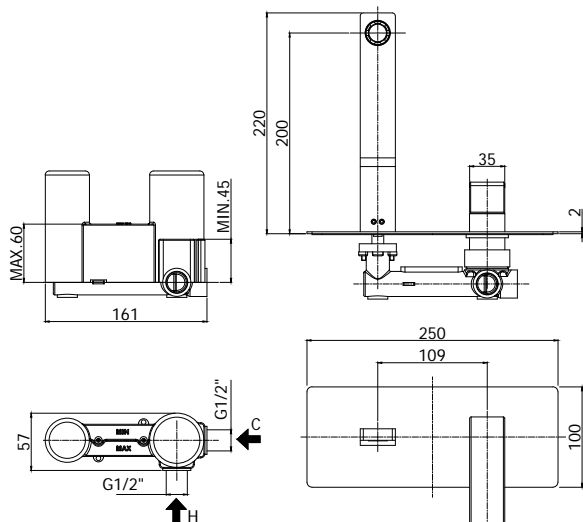
CR

* Per set incasso/esterno separati (v. capitolo Incassi Projects)

* For concealed/external set divided (see Concealed mixer Projects chapter)

* CR con piastra ABS - CR/M con piastra in Acciaio inox

* CR with ABS wall plate - CR/M with Stainless steel wall plate



Miscelatore incasso lavabo completo di:

- piastra in acciaio inox 250x100mm
- attacchi 1/2" G

Concealed single lever basin mixer complete with:

- stainless steel wall plate 250x100mm
- 1/2" G connections

EL 104.. / EF 104..

con bocca e aeratore M24x1 - l. 150mm
with spout and aerator M24x1 - l. 150mm

Finiture - Finishes EUR



CR



CR

EL 105.. / EF 105..

con bocca e aeratore M24x1 - l. 200mm
with spout and aerator M24x1 - l. 200mm



CR



CR

EL 106.. / EF 106..

con bocca e aeratore M24x1 - l. 240mm
with spout and aerator M24x1 - l. 240mm



CR



CR

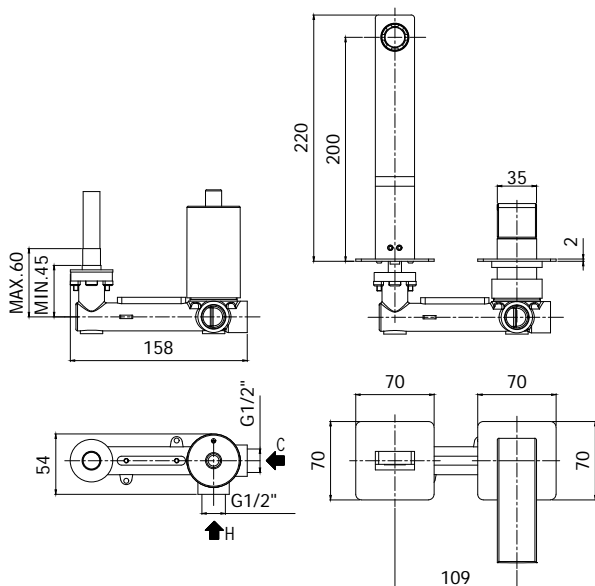


ZPRO 088..

Prolunga per artt. 104-105-106

- H45mm
- Extension for artt. 104-105-106
- H45mm

CR



Miscelatore incasso lavabo completo di:

- piastre in acciaio inox 70x70mm
- attacchi 1/2" G

Concealed single lever basin mixer complete with:

- stainless steel wall plates 70x70mm
- 1/2" G connections

EL 104.. 70 / EF 104.. 70

con bocca e aeratore M24x1 - l. 150mm
with spout and aerator M24x1 - l. 150mm

Finiture - Finishes EUR



CR




CR

EL 105.. 70 / EF 105.. 70

con bocca e aeratore M24x1 - l. 200mm
with spout and aerator M24x1 - l. 200mm



CR



CR

EL 106.. 70 / EF 106.. 70

con bocca e aeratore M24x1 - l. 240mm
with spout and aerator M24x1 - l. 240mm



CR



CR



ZPRO 088..

Prolunga per artt. 104 . 70 -105 . . 70-106 . . 70

- H45mm
- Extension for artt. 104 . 70 -105 . . 70-106 . . 70
- H45mm

CR



Miscelatore vasca/doccia a pavimento completo di:

- bocca con aeratore M28x1
- doccia Premium (monogetto) in metallo
- flessibile PVC argento - 1/2"x1/2" / L.1500 mm
- attacchi ad innesto rapido

Free-standing bath/shower mixer complete with:

- spout with aerator M28x1
- Premium (single spray) metal hand-shower
- silver PVC hose - 1/2"x1/2" / L.1500 mm
- fast push connections

EL 033.. / EF 033..

con base incasso per fissaggio a pavimento inclusa
with concealed base for floor mounting included

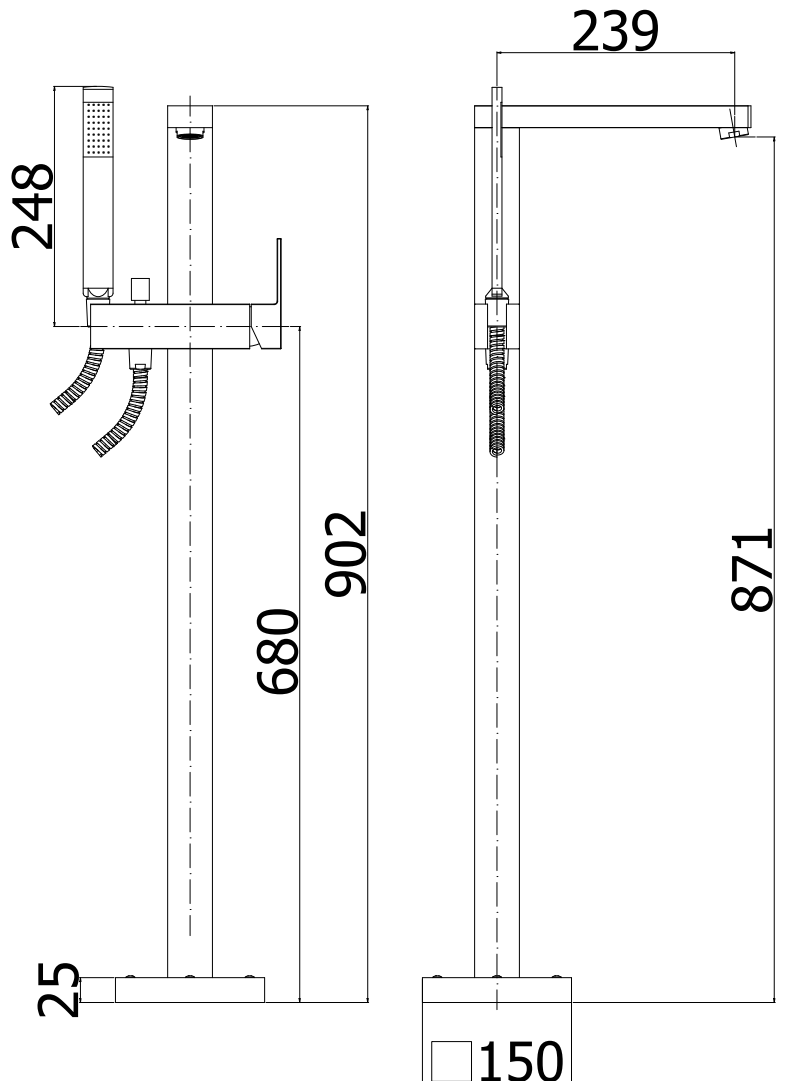
Finiture - Finishes EUR

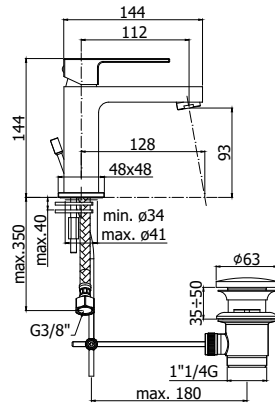
 CR

Leva Elle

 CR

Leva Effe





Miscelatore lavabo completo di:
 • aeratore M24x1
 • set 2 flessibili inox 3/8"G
 Wash basin mixer complete with:
 • aerator M24x1
 • set of 2 stainless steel hoses 3/8"G

EL 071.. / EF 071..

senza scarico
 without pop up waste

EL 071K.. / EF 071K..

con scarico Clic-Clac 1"1/4G
 with 1"1/4G Clic-Clac press top waste

EL 075.. / EF 075..

con scarico automatico 1"1/4G
 with 1"1/4G pop up waste

Finiture - Finishes EUR



CR

Leva Elle



CR

Leva Effe



CR

Leva Elle



CR

Leva Effe



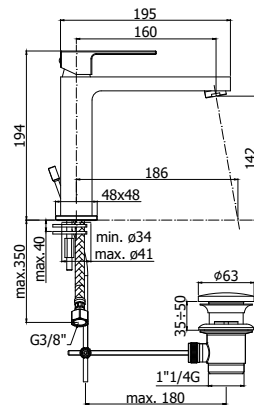
CR

Leva Elle



CR

Leva Effe



Miscelatore lavabo medio completo di:
 • aeratore M24x1
 • set 2 flessibili inox 3/8"G
 Medium wash basin mixer complete with:
 • aerator M24x1
 • set of 2 stainless steel hoses 3/8"G

EL 074.. / EF 074..

senza scarico
 without pop up waste

EL 074K.. / EF 074K..

con scarico Clic-Clac 1"1/4G
 with 1"1/4G Clic-Clac press top waste

EL 073.. / EF 073..

con scarico automatico 1"1/4G
 with 1"1/4G pop up waste

Finiture - Finishes EUR



CR

Leva Elle



CR

Leva Effe



CR

Leva Elle



CR

Leva Effe



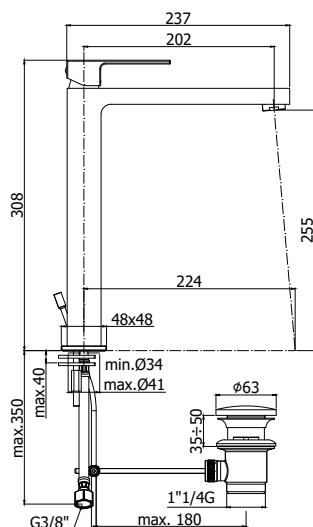
CR

Leva Elle



CR

Leva Effe



Miscelatore lavabo prolungato completo di:
 • aeratore M24x1
 • set 2 flessibili inox 3/8"G
 Tall wash basin mixer complete with:
 • aerator M24x1
 • set of 2 stainless steel hoses 3/8"G

EL 081.. / EF 081..

senza scarico
 without pop up waste

EL 081K.. / EF 081K..

con scarico Clic-Clac 1"1/4G
 with 1"1/4G Clic-Clac press top waste

EL 085.. / EF 085..

con scarico automatico 1"1/4G
 with 1"1/4G pop up waste

Finiture - Finishes EUR



CR

Leva Elle



CR

Leva Effe



CR

Leva Elle



CR

Leva Effe



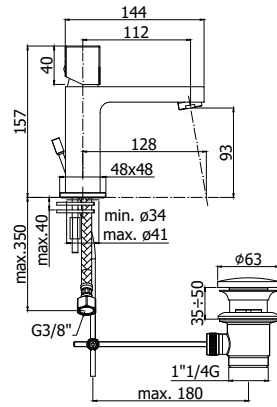
CR

Leva Elle



CR

Leva Effe



Miscelatore lavabo completo di:

- aeratore M24x1
- set 2 flessibili inox 3/8" G

Wash basin mixer complete with:

- aerator M24x1
- set of 2 stainless steel hoses 3/8" G

ELX 071..

senza scarico
without pop up waste

ELX 075..

con scarico automatico 1"1/4G
with 1"1/4G pop up waste

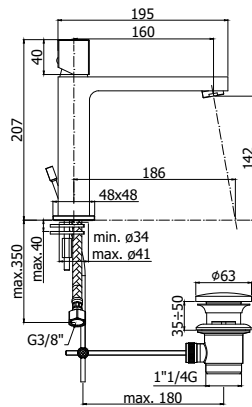
Finiture - Finishes **EUR**

 **CR**

Leva Cubo

 **CR**

Leva Cubo



Miscelatore lavabo medio completo di:

- aeratore M24x1
- set 2 flessibili inox 3/8" G

Medium wash basin mixer complete with:

- aerator M24x1
- set of 2 stainless steel hoses 3/8" G


ELX 074..

senza scarico
without pop up waste

ELX 073..

con scarico automatico 1"1/4G
with 1"1/4G pop up waste

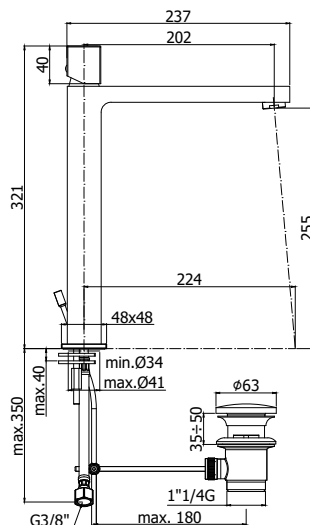
Finiture - Finishes **EUR**

 **CR**

Leva Cubo

 **CR**

Leva Cubo



Miscelatore lavabo prolungato completo di:

- aeratore M24x1
- set 2 flessibili inox 3/8" G

Tall wash basin mixer complete with:

- aerator M24x1
- set of 2 stainless steel hoses 3/8" G

ELX 081..

senza scarico
without pop up waste

ELX 085..

con scarico automatico 1"1/4G
with 1"1/4G pop up waste

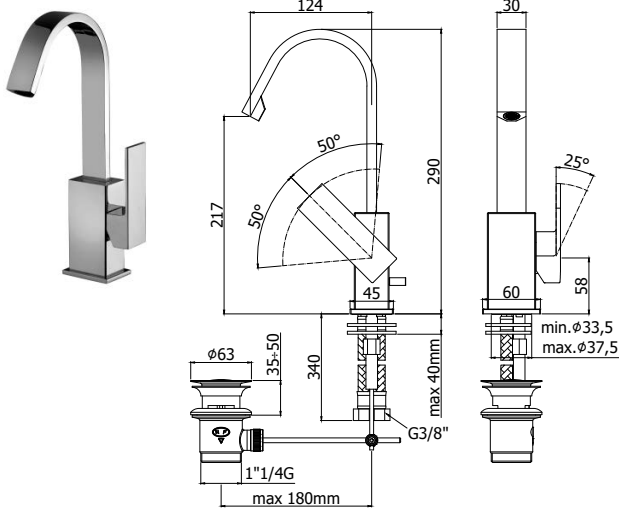
Finiture - Finishes **EUR**

 **CR**

Leva Cubo

 **CR**

Leva Cubo



Miscelatore lavabo con canna orientabile completo di:

- aeratore M16,5x1
- set 2 flessibili inox 3/8"G

Wash basin mixer with swivelling spout complete with:

- aerator M16,5x1
- set of 2 stainless steel hoses 3/8"G

EL 878.. / EF 878..

senza scarico
without pop up waste

Finiture - Finishes EUR

CR

CR

CR

CR

EL 877.. / EF 877..

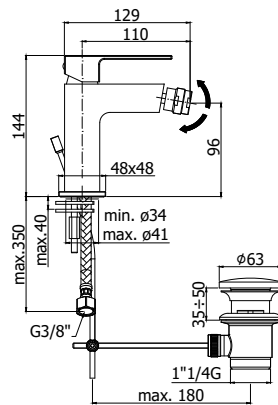
con scarico automatico 1"1/4G
with 1"1/4G pop up waste

CR

CR

CR

CR



Miscelatore bidet completo di:

- snodo e aeratore M24x1
- set 2 flessibili inox 3/8"G

Bidet mixer complete with:

- swivel joint and aerator M24x1
- set of 2 stainless steel hoses 3/8"G

EL 131.. / EF 131..

senza scarico
without pop up waste

Finiture - Finishes EUR

CR

CR

CR

CR

EL 131K.. / EF 131K..

con scarico Clic-Clac 1"1/4G
with 1"1/4G Clic-Clac press top waste

CR

CR

CR

CR

EL 135.. / EF 135..

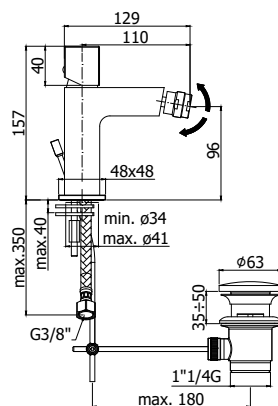
con scarico automatico 1"1/4G
with 1"1/4G pop up waste

CR

CR

CR

CR



Miscelatore bidet completo di:

- snodo e aeratore M24x1
- set 2 flessibili inox 3/8"G

Bidet mixer complete with:

- swivel joint and aerator M24x1
- set of 2 stainless steel hoses 3/8"G

ELX 131..

senza scarico
without pop up waste

Finiture - Finishes EUR

CR

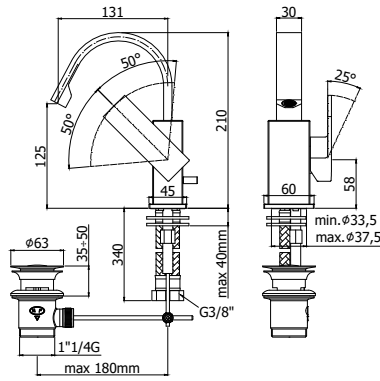
CR

ELX 135..

con scarico automatico 1"1/4G
with 1"1/4G pop up waste

CR

CR



Miscelatore bidet con canna orientabile completo di:

- aeratore M16,5x1
- set 2 flessibili inox 3/8" G

Bidet mixer with swivelling spout complete with:

- aerator M16,5x1
- set of 2 stainless steel hoses 3/8" G

EL 838.. / EF 838..

senza scarico
without pop up waste

Finiture - Finishes EUR



CR



Leva Elle CR



Leva Effe CR

EL 837.. / EF 837..

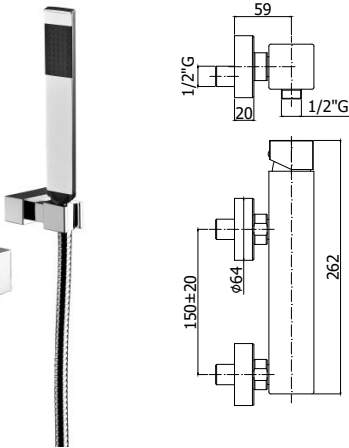
con scarico automatico 1"1/4 G
with 1"1/4 G pop up waste



Leva Elle CR



Leva Effe CR



Miscelatore doccia completo di:

- set 2 eccentrici 1/2"x3/4" G e rosoni


Shower mixer complete with:

- set of 2 S-wall-unions 1/2"x3/4" G and wall-plates

EL 168.. / EF 168..

senza set doccia
• con attacco inferiore 1/2" G
without shower set
• with 1/2" G lower connection

Finiture - Finishes EUR




CR



Effe corta CR

EL 168D.. / EF 168D..

con supporto a muro snodato in ABS
• con doccia e flessibile
with ABS joint wall bracket
• with hand-shower and flexible hose




Elle corta CR



Effe corta CR

EL 168R.. / EF 168R..

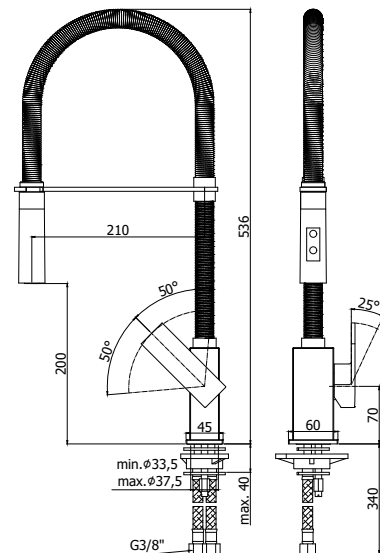
rovesciato senza set doccia
• con attacco superiore 3/4" G
overturned without shower set
• with 3/4" G upper connection



Elle corta CR



Effe corta CR



Miscelatore lavello monoforo con canna orientabile completo di:

- doccia Minimal (2 getti) in ABS
- set 2 flessibili inox 3/8" G

One-hole sink mixer with swivelling spout complete with:

- Minimal ABS hand-shower (two spray-functions)
- set of 2 stainless steel hoses 3/8" G

EL 179.. / EF 179..

Professional
Professional

Finiture - Finishes EUR



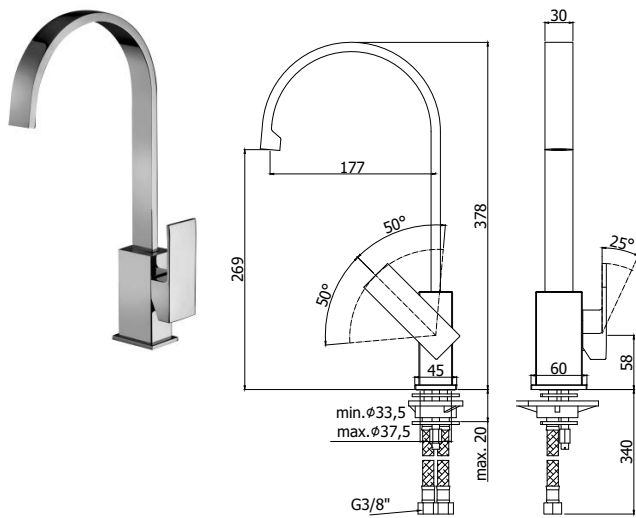
CR



Leva Elle CR



Leva Effe CR



- Miscelatore lavello monoforo completo di:
- aeratore M16,5x1
 - set 2 flessibili inox 3/8"G
- One-hole sink mixer complete with:
- aerator M16,5x1
 - set of 2 stainless steel hoses 3/8"G

EL 880.. / EF 880..

con canna orientabile
with swivelling spout

Finiture - Finishes EUR

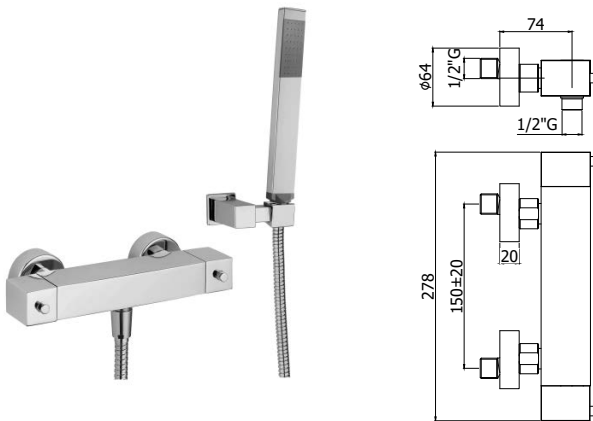
CR

Leva Elle

CR

Leva Effe

termostatico - thermostatic



- Miscelatore termostatico doccia completo di:
- limitatore di portata ECOSTOP
 - set 2 eccentrici 1/2"x3/4"G e rosoni
 - attacchi 1/2"G

Thermostatic shower mixer complete with:

- ECO-STOP flow reducer
- set of 2 S-wall-unions 1/2"x3/4"G and wall-plates
- 1/2"G connections

LEQ 268..

senza set doccia
without shower set

Finiture - Finishes EUR

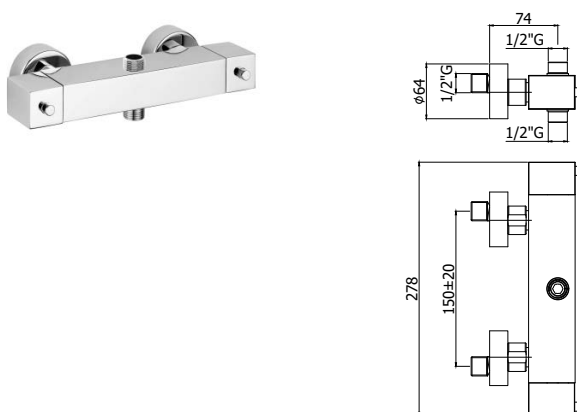
CR

LEQ 268D..

con supporto a muro snodato in ABS
• con doccia e flessibile
with ABS joint wall bracket
• with hand-shower and flexible hose

CR

termostatico - thermostatic



- Miscelatore termostatico doccia (2 uscite) completo di:
- set 2 eccentrici 1/2"x3/4"G e rosoni
 - con attacchi 1/2"G

Thermostatic shower mixer (2 outlets) complete with:

- set of 2 S-wall-unions 1/2"x3/4"G and wall-plates
- with 1/2"G connections

LEQ 269..

senza set doccia
• con cartuccia deviatore (2 uscite + stop)
without shower set
• with diverter cartridge (2 outlets + stop)

Finiture - Finishes EUR

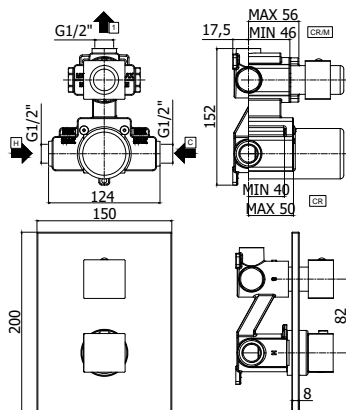
CR

LEQ 269R..

per colonna doccia ZCOL665CR
• con cartuccia deviatore (2 uscite + stop)
• con attacco superiore speciale
for ZCOL665CR shower column
• with diverter cartridge (2 outlets + stop)
• with special upper connection

CR

termostatico - thermostatic



* CR con piastra ABS - CR/M con piastra in Acciaio inox
 * CR with ABS wall plate - CR/M with Stainless steel wall plate

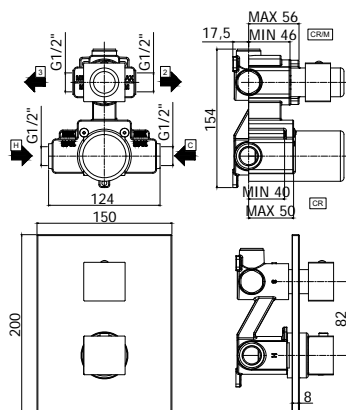
Miscelatore termostatico incasso doccia (1 uscita) completo di:
 • piastra 150x200mm
 • attacchi 1/2"G
 Concealed thermostatic shower mixer (1 outlet) complete with:
 • wall plate 150x200mm
 • 1/2"G connections

LEQ 513.. **Finiture - Finishes** **EUR**
 senza deviatore (1 uscita + stop) **CR**
 without diverter (1 outlet + stop) **CR/M**



ZPRO 072.. **CR**
 Prolunga per art. 513
 • H20mm
 Extension for art. 513
 • H20mm

termostatico - thermostatic



* CR con piastra ABS - CR/M con piastra in Acciaio inox
 * CR with ABS wall plate - CR/M with Stainless steel wall plate

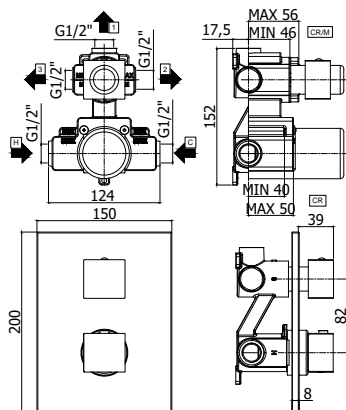
Miscelatore termostatico incasso doccia (2 uscite) completo di:
 • piastra 150x200mm
 • attacchi 1/2"G
 Concealed thermostatic shower mixer (2 outlets) complete with:
 • wall plate 150x200mm
 • 1/2"G connections

LEQ 518.. **Finiture - Finishes** **EUR**
 con cartuccia deviatore (2 uscite + stop) **CR**
 with diverter cartridge (2 outlets + stop) **CR/M**



ZPRO 074.. **CR**
 Prolunga per art. 518
 • H20mm
 Extension for art. 518
 • H20mm

termostatico - thermostatic



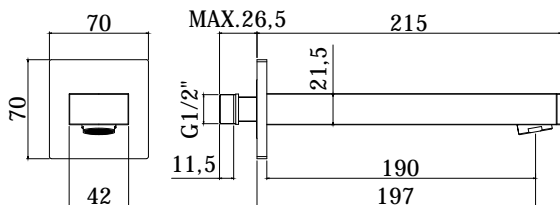
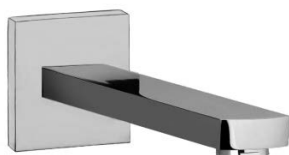
* CR con piastra ABS - CR/M con piastra in Acciaio inox
 * CR with ABS wall plate - CR/M with Stainless steel wall plate

Miscelatore termostatico incasso doccia (3 uscite) completo di:
 • piastra 150x200mm
 • attacchi 1/2"G
 Concealed thermostatic shower mixer (3 outlets) complete with:
 • wall plate 150x200mm
 • 1/2"G connections

LEQ 519.. **Finiture - Finishes** **EUR**
 con cartuccia deviatore (3 uscite + 3
 posizioni intermedie con stop) **CR**
 with diverter cartridge (3 outlets + 3 stop
 intermediate positions) **CR/M**



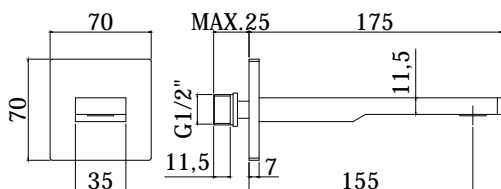
ZPRO 074.. **CR**
 Prolunga per art. 519
 • H20mm
 Extension for art. 519
 • H20mm



- Bocca a muro completa di:
- aeratore M28x1
 - piastra in metallo 70x70mm
 - attacco 1/2"G
- Wall spout complete with:
- aerator M28x1
 - metal wall plate 70x70mm
 - 1/2"G connection

ZBOC 111.
 con lunghezza l. 197mm
 • larghezza l. 42mm
 with length l. 197mm
 • width l. 42mm

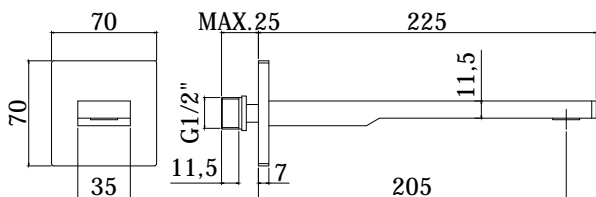
Finiture - Finishes **EUR**
 CR



- Bocca a muro completa di:
- aeratore M24x1 Slim air
 - piastra in metallo 70x70mm
 - attacco 1/2"G
- Wall spout complete with:
- aerator M24x1 Slim air
 - metal wall plate 70x70mm
 - 1/2"G connection

ZBOC 120.
 con lunghezza l. 155mm
 • larghezza l. 35mm
 with length l. 155mm
 • width l. 35mm

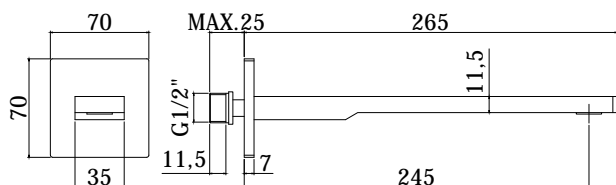
Finiture - Finishes **EUR**
 CR



- Bocca a muro completa di:
- aeratore M24x1 Slim air
 - piastra in metallo 70x70mm
 - attacco 1/2"G
- Wall spout complete with:
- aerator M24x1 Slim air
 - metal wall plate 70x70mm
 - 1/2"G connection

ZBOC 121.
 con lunghezza l. 205mm
 • larghezza l. 35mm
 with length l. 205mm
 • width l. 35mm

Finiture - Finishes **EUR**
 CR











- Bocca a muro completa di:
- aeratore M24x1 Slim air
 - piastra in metallo 70x70mm
 - attacco 1/2"G
- Wall spout complete with:
- aerator M24x1 Slim air
 - metal wall plate 70x70mm
 - 1/2"G connection

ZBOC 122.
 con lunghezza l. 245mm
 • larghezza l. 35mm
 with length l. 245mm
 • width l. 35mm

Finiture - Finishes **EUR**
 CR

* I ricambi per i miscelatori termostatici sono nella collezione termostatici
 * Spare parts for thermostatic mixers are in the thermostatic collection

	<p>ZA91103R Cartuccia completa Ø35 con distributore con regolazione per artt. 168-168D-168R Complete cartridge Ø35 with distributor with regulation for artt. 168-168D-168R</p>	<p>Finiture - Finishes EUR</p>
	<p>ZA91104R Cartuccia completa Ø 35 mm senza distributore con regolazione per artt. 001-010-015-018-019-022-023-026-033-040-041-101 / BOX010-015 Complete cartridge Ø 35mm without distributor with regulation for artt. 001-010-015-018-019-022-023-026-033-040-041-101 / BOX010-015</p>	<p>Finiture - Finishes EUR</p>
	<p>ZA91140 Cartuccia completa Ø 25 mm per artt. 071-071K-073-074-074K-075-081-081K-085-131-131K-135-179-837-838-877-878-880 Complete cartridge Ø 25mm for artt. 071-071K-073-074-074K-075-081-081K-085-131-131K-135-179-837-838-877-878-880</p>	<p>Finiture - Finishes EUR</p>
	<p>ZA91231 Cartuccia completa Ø 25 mm per artt. 104-104..70-105-105..70-106-106..70 Complete cartridge Ø 25 mm for artt. 104-104..70-105-105..70-106-106..70</p>	<p>Finiture - Finishes EUR</p>
	<p>ZACC146 Valvolina antiritorno Ø15 mm per artt. ZCOL861..V - ZDEV003 - ZRAC022 Check-valve Ø15 mm for artt. ZCOL861..V - ZDEV003 - ZRAC022</p>	<p>Finiture - Finishes EUR</p>
	<p>ZACC232 Valvolina antiritorno Ø14 mm per art. 179 Check-valve Ø14 mm for art. 179</p>	<p>Finiture - Finishes EUR</p>
	<p>ZACC350 Molla superiore filo Ø 2 mm per art. 179 Top spring Ø 2 mm for art. 179</p>	<p>Finiture - Finishes EUR CR</p>
	<p>ZACC351 Molla inferiore filo Ø 2 mm per art. 179 Lower spring Ø 2 mm for art. 179</p>	<p>Finiture - Finishes EUR CR</p>

		Finiture - Finishes	EUR
	ZACC352 Supporto per doccia per art. 179 Hand-shower bracket for art. 179	CR	
	ZAER003 Aeratore Ø 28x1M per artt. 001-022-023-026-033-ZBOC065-ZBOC098-ZBOC099-ZBOC111 Aerator Ø 28x1M for artt. 001-022-023-026-033-ZBOC065-ZBOC098-ZBOC099-ZBOC111	CR	
	ZAER078 Aeratore Ø 24x1M per artt. 071-071K-073-074-074K-075-081-081K-085-131-131K-135 Aerator Ø 24x1M for artt. 071-071K-073-074-074K-075-081-081K-085-131-131K-135	CR	
	ZAER006 Snodo con aeratore Ø 24x1M per artt. 131-131K-135 Joint with aerator Ø 24x1M for artt. 131-131K-135	CR	
	ZAER050 Aeratore a scomparsa Ø 16,5x1M per artt. 837-838-877-878-880 Hidden aerator Ø 16,5x1M for artt. 837-838-877-878-880		
	ZACC343 Chiavetta per aeratore ZAER050 Key for aerator ZAER050		
	ZAER090 Aeratore M24x1 SLIM AIR con chiavetta per artt. 104-104..70-105-105..70-106-106..70 / ZBOC108-ZBOC109-ZBOC110-ZBOC120-ZBOC121-ZBOC122 SLIM AIR Aerator M24x1 with key for artt. 104-104..70-105-105..70-106-106..70 / ZBOC108-ZBOC109-ZBOC110-ZBOC120-ZBOC121-ZBOC122		
	ZAST041 Asta pomolo snodino Ø 4 mm dritta per artt. 837-877 Straight rod Ø 4 mm with knob for artt. 837-877	CR	
	ZAST046 Asta pomolo snodino Ø 4 mm piegata per artt. 070-075-072-073-080-085-130-135 Bent rod Ø 4 mm with knob for artt. 070-075-072-073-080-085-130-135	CR	
	ZBAS050 Basetta ottone per miscelatore bordo vasca artt. 040-041 Brass base for deck mounted bath mixer artt. 040-041	CR	
	ZBAS053 Basetta ottone per artt. 179-837-838-877-878-880 Brass base for artt. 179-837-838-877-878-880	CR	
	ZBAS095 Basetta ottone per artt. 071-071K-073-074-074K-075-081-081K-085-131-131K-135 Brass base for artt. 071-071K-073-074-074K-075-081-081K-085-131-131K-135	CR	
	ZBAS085 Set basetta con gambo e fissaggio per artt. 040-041 Brass base with threaded stem and fixing kit for artt. 040-041	CR	



- ZBOC039** Bocca bordo vasca con basetta e fissaggio per art. 040
Deck mounted spout with brass ring base and fixing set for art. 040
- ZBAS055** Basetta in ottone per bocca bordo vasca per art. 040
Brass base for deck mounted spout for art. 040

Finiture - Finishes **EUR**
CR



- ZBOC065** Bocca standard con aeratore per art. 001 - l.192 mm
Standard spout with aerator for art. 001 - l.192 mm
- ZBOC098** Bocca con aeratore compatibile con art. 001 - l.120 mm
Spout with aerator compatible with art. 001 - l.120 mm
- ZBOC099** Bocca con aeratore compatibile con art. 001 - l.240 mm
Spout with aerator compatible with art. 001 - l.240 mm

Finiture - Finishes **EUR**
CR



- ZBOC110** Bocca con aeratore compatibile con artt. 104-104..70 - l.150 mm
Spout with aerator compatible with artt. 104-104..70 - l.150 mm
- ZBOC108** Bocca standard con aeratore per artt. 105-105..70 - l.200 mm
Standard spout with aerator for artt. 105-105..70 - l.200 mm
- ZBOC109** Bocca con aeratore compatibile con artt. 106-106..70 - l.240 mm
Spout with aerator compatible with artt. 106-106..70 - l.240 mm

Finiture - Finishes **EUR**
CR



- ZCAL007** Calotta per miscelatori a parete per artt. 022-023-026-168-168D-168R
Nut for wall mounted mixers for artt. 022-023-026-168-168D-168R

Finiture - Finishes **EUR**
CR



- ZCAN078** Canna piatta con aeratore per artt. 877-878
Rectangular spout with aerator for artt. 877-878
- ZCAN079** Canna piatta con aeratore per artt. 837-838
Rectangular spout with aerator for artt. 837-838
- ZCAN080** Canna piatta con aeratore per art. 880
Rectangular spout with aerator for art. 880

Finiture - Finishes **EUR**
CR



- ZCAP034** Cappuccio sottoleva in metallo per artt.001-010-015-018-019-022-023-026-033-040-041-101-168-168D-168R / BOX010-015
Metal underlever cap for artt.001-010-015-018-019-022-023-026-033-040-041-101-168-168D-168R / BOX010-015
- ZCAP062** Cappuccio sottoleva in metallo per artt. 071-071K-073-074-074K-075-081-081K-085-104-104..70-105-105..70-106..70-131-131K-135-179-837-838-877-878-880
Metal underlever cap for artt. 071-071K-073-074-074K-075-081-081K-085-104-104..70-105-105..70-106..70-131-131K-135-179-837-838-877-878-880

Finiture - Finishes **EUR**
CR



- ZCAP066** Cappuccio per deviatore per artt. 018-019
Cover for diverter for artt. 018-019








Finiture - Finishes **EUR**
CR



- ZCOL861.. V** Deviatore con valvolina antiritorno per art. 033
Diverter with check-valve for art. 033

Finiture - Finishes **EUR**
CR

	<p>ZDEV003 Deviatore completo per miscelatore vasca artt. 022-023-026 Diverter for bath/shower mixer artt. 022-023-026</p>	<p>Finiture - Finishes EUR CR</p>
	<p>ZDEV007 Deviatore completo per miscelatore bordo vasca artt. 040-041 Diverter for deck mounted bath mixer artt. 040-041</p> <p>ZDEV048 Deviatore completo per miscelatore incasso artt. 001-015 Diverter for concealed mixer artt. 001-015</p>	<p>Finiture - Finishes EUR CR</p> <p>Finiture - Finishes EUR CR</p>
	<p>ZDEV100 Deviatore completo per artt. BOX015 Complete diverter for artt. BOX015</p>	<p>Finiture - Finishes EUR CR</p>
	<p>ZDOC069 Doccia Minimal (2 getti) in ABS con valvolina antiritorno per artt. 179 Minimal ABS hand-shower (two spray-functions) with check-valve for artt. 179</p>	<p>Finiture - Finishes EUR CR</p>
	<p>ZDOC117 Doccia PREMIUM (monogetto) in metallo per artt. 001-023-026-033-040-041-168D-268D PREMIUM metal hand-shower (single-spray) for artt. 001-023-026-033-040-041-168D-268D</p>	<p>Finiture - Finishes EUR CR</p>
	<p>ZECC029 Eccentrico con rosone 1/2"x 3/4" per miscelatori a parete Adjustable centre 1/2"x 3/4" for wall mounted mixers</p>	<p>Finiture - Finishes EUR CR</p>
	<p>ZFIS028 Set fissaggio per miscelatore bordo vasca artt. 040-041 Fixing set for mixer artt. 040-041</p>	<p>Finiture - Finishes EUR</p>
	<p>ZFIS038 Set fissaggio per artt. 179-838-878-880 Fixing set for artt. 179-838-878-880</p> <p>ZFIS049 Set fissaggio per artt. 837-877 Fixing set for artt. 837-877</p> <p>ZFIS139 Set fissaggio per artt. 071-071K-073-074-074K-075-081-081K-085-131-131K-135 Fixing set for artt. 071-071K-073-074-074K-075-081-081K-085-131-131K-135</p>	<p>Finiture - Finishes EUR</p>

			<u>Finiture - Finishes</u>	<u>EUR</u>
	ZFIS121	Fissaggio 3/4 per bocca bordo vasca per art. 040 3/4 fixing kit for deck mounted spout for art. 040		
	ZFIS122	Fissaggio per base doccia per artt. 040-041 Fixing kit for shower base for artt. 040-041		
	ZFLO001	Flessibile 1500 mm doppia aggraffatura e calotta conica per art. 168D Flexible hose 1500 mm double interlock and conical nut for art. 168D	<u>Finiture - Finishes</u> CR	<u>EUR</u>
	ZFLO018	Flessibile 150 cm doppia aggraffatura e doppia calotta conica per artt. 001-023-026 Flexible hose 1500 mm double interlock and double conical nut for artt. 001-023-026	CR	
	ZFLO031	Flessibile PVC argento 1/2"x1/2"/L. 1500 mm con doppia calotta conica per art. 033 1/2"x1/2"/L. 1500 mm Silver PVC hose with double conical nut for art. 033	AG	
	ZFLO009	Flessibile ottone doppia aggraffatura 1/2"-M15x1/L.1500 mm con peso ecologico e calotta conica girevole per artt. 040-041 1/2"-M15x1/L.1500 mm twist-free double interlock brass flexible hose with conical nut and weight for artt. 040-041	<u>Finiture - Finishes</u> CR	<u>EUR</u>
	ZFLX001	Set flessibili inox M10x1 F3/8" 350 mm con guarnizioni (2 pezzi) per artt. 179-837-838-877-878-880 Set of 2 stainless steel hoses M10x1 F3/8" 350 mm with gaskets for artt. 179-837-838-877-878-880	<u>Finiture - Finishes</u> CR	<u>EUR</u>
	ZFLX069	Set 2 flex inox M8x1 F3/8" 350 mm con guarnizioni per artt. 073-074-074K-081-081K-085 Set of 2 M8x1 F3/8 stainless steel hoses 350 mm with gaskets for artt. 073-074-074K-081-081K-085	CR	
	ZFLX102	Set 2 flex inox SOFT PEX F3/8 450 mm per artt. 071-071K-075-131-131K-135 Set of 2 F3/8 stainless steel hoses 450 mm SOFT PEX for artt. 071-071K-075-131-131K-135	CRPX	
	ZFLX061	Flex inox Ø14 cm. 53 plastificato per art. 179 PVC coated flex inox Ø14 cm. 53 for art. 179	<u>Finiture - Finishes</u> CR	<u>EUR</u>
	ZFLX086	Set 5 flex inox per miscelatore bordo vasca artt. 040-041 Set of 5 stainless steel hoses for artt. 040-041	<u>Finiture - Finishes</u> CR	<u>EUR</u>
	ZGHI010	Ghiera ferma cartuccia per artt.001-010-015-018-019-022-023-026-033-040-041-101-168-168D-168R / BOX010-015 Cartridge fastening ring nut for artt.001-010-015-018-019-022-023-026-033-040-041-101-168-168D-168R / BOX010-015	<u>Finiture - Finishes</u>	<u>EUR</u>
	ZGHI011	Ghiera ferma cartuccia per artt. 071-071K-073-074-074K-075-081-081K-085-131-131K-135-179-837-838-877-878-880 Cartridge fastening ring nut for artt. 071-071K-073-074-074K-075-081-081K-085-131-131K-135-179-837-838-877-878-880		

Finiture - Finishes EUR



ZGHI027 Ghiera per deviatore M37x1.5 per artt. 018-019
M37x1.5 ring nut for diverter for artt. 018-019



ZGHI030 Ghiera ferma cartuccia M30x1 per artt. 104-104..70-105-105..70-106-106..70
M30x1 cartridge fastening ring nut for artt. 104-104..70-105-105..70-106-106..70

Finiture - Finishes EUR
CR



ZLEV149 Leva completa EFFE per artt. 001-010-015-018-019-033-040-041/BOX010-015
EFFE lever for artt. 001-010-015-018-019-033-040-041/BOX010-015

ZLEV150 Leva completa EFFE per artt. 071-071K-073-074-074K-075-081-081K-085-104-104..70-105-105..70-106-106..70-131-131K-135
EFFE lever for artt. 071-071K-073-074-074K-075-081-081K-085-104-104..70-105-105..70-106-106..70-131-131K-135

ZLEV188 Leva completa EFFE rovesciata per artt. 179-837-838-877-878-880
Reverse EFFE lever for artt. 179-837-838-877-878-880

Finiture - Finishes EUR
CR

CR

CR



ZLEV151 Leva corta completa EFFE per artt. 022-023-026-040-041-168-168D-168R
EFFE short lever for artt. 022-023-026-040-041-168-168D-168R

Finiture - Finishes EUR
CR



ZLEV099 Leva completa ELLE per artt. 001-010-015-018-019-033-040-041/BOX010-015
ELLE lever for artt. 001-010-015-018-019-033-040-041/BOX010-015

ZLEV152 Leva completa ELLE per artt. 071-071K-073-074-074K-075-081-081K-085-104-104..70-105-105..70-106-106..70-131-131K-135
ELLE lever for artt. 071-071K-073-074-074K-075-081-081K-085-104-104..70-105-105..70-106-106..70-131-131K-135

ZLEV189 Leva completa ELLE rovesciata per artt. 179-837-838-877-878-880
Reverse ELLE lever for artt. 179-837-838-877-878-880

Finiture - Finishes EUR
CR









CR


CR



ZLEV098 Leva corta completa ELLE per artt. 022-023-026-040-041-168-168D-168R
ELLE short lever for artt. 022-023-026-040-041-168-168D-168R

Finiture - Finishes EUR
CR

			Finiture - Finishes	EUR
	ZLEV173	Leva completa CUBO per artt. ELX071-073-074-075-081-085-131-135 CUBO lever for artt. ELX071-073-074-075-081-085-131-135	CR	
	ZMAN131	Maniglia per cartuccia deviatore per art. 019 Complete handle for diverter cartridge for art. 019	CR	
	ZMAN137	Maniglia per cartuccia deviatore per art. 018 Complete handle for diverter cartridge for art. 018	CR	
	ZPIA026	Piastra 1 foro con guarnizione per art. 010 / 110 x 110 mm One-hole wall plate with gasket for art. 010 / 110 x 110 mm	CR CR/M	
		* CR piastra in ABS _ CR/M piastra in Acciaio inox * CR ABS wall plate _ CR/M Stainless steel wall plate		
	ZPIA027	Piastra 2 fori con guarnizioni per art. 015 / L.120 x h.190 mm Two-hole wall plate with gaskets for art. 015 / L.120 x h.190 mm	CR CR/M	
		* CR con piastra ABS - CR/M con piastra in Acciaio inox * CR with ABS wall plate - CR/M with Stainless steel wall plate		
	ZPIA056	Piastra 4 fori in acciaio inox con guarnizioni per art. 001 / L.350 x h.120 mm Four-hole stainless steel wall plate with gaskets for art. 001 / L.350 x h.120 mm	CR	
	ZPIA073	Piastra rettangolare in ABS 1 foro con OR per art. BOX010 / 154x192 mm ABS rectangular one-hole wall plate with OR for art. BOX010 / 154x192mm	CR	
	ZPIA075	Piastra rettangolare in ABS 2 fori con OR per art. BOX015 / 154x192 mm ABS rectangular two-hole wall plate with OR for art. BOX015 / 154x192mm	CR	
	ZPIA096	Piastra 1 foro con guarnizione per art. 033 / 150 x 150 mm One-hole wall plate with gasket for art. 033 / 150 x 150 mm	CR	



ZPIA091	Piastra con guarnizioni per miscelatore incasso (2 uscite) per art. 018 / L.120 x h.190 mm Wall plate with gaskets for concealed shower mixer (2 outlets) for art. 018 / L.120 x h.190 mm
ZPIA090	Piastra con guarnizioni per miscelatore incasso (3 uscite) per art. 019 / L.120 x h.190 mm Wall plate with gaskets for concealed shower mixer (3 outlets) for art. 019 / L.120 x h.190 mm

Finiture - Finishes	EUR
CR	
CR/M	

* CR piastra in ABS _ CR/M piastra in Acciaio inox
* CR ABS wall plate _ CR/M Stainless steel wall plate




ZPIA108	Piastra in acciaio inox con guarnizione per miscelatore per artt. 104..70-105..70-106..70 / 70 x 70 mm One-hole stainless steel wall plate with gasket for mixer for art. 104..70-105..70-106..70 / 70 x 70 mm
----------------	---

Finiture - Finishes	EUR
CR	



ZPIA109	Piastra in acciaio inox con guarnizione per bocca per artt. 104..70-105..70-106..70 / 70 x 70 mm One-hole stainless steel wall plate with gasket for spout for art. 104..70-105..70-106..70 / 70 x 70 mm
----------------	---

Finiture - Finishes	EUR
CR	



ZPIA110	Piastra in acciaio inox 2 fori con guarnizioni per artt. 104-105-106 / L.250 x h.100 mm Two-hole stainless steel wall plate with gaskets for artt. 104-105-106 / L.250 x h.100 mm
----------------	--

Finiture - Finishes	EUR
CR	



ZRAC022	Raccordo 1/2" con OR per artt. 001-168-168D 1/2" connection with OR for artt. 001-168-168D
ZRAC084	Raccordo 3/4" con OR per art. 168R 3/4" connection with OR for art. 168R

Finiture - Finishes	EUR
CR	
CR	



ZRAC088	Raccordo canna, mezza luna e vite per art. 179 Connection and fixing set for spout for art. 179
----------------	--

Finiture - Finishes	EUR
CR	



ZRAC105	Supporto per doccia per art. 179 Hand-shower bracket for art. 179
----------------	--

Finiture - Finishes	EUR
CL	



ZRAC119 Raccordo per distanziale supporto doccia per art. 179
 Connection for hand-shower bracket for art. 179

Finiture - Finishes **EUR**
 CR



ZSED001 Sede per miscelatori a parete per artt. 022-023-026-168-168D-168R
 Wall mounted single lever mixer seat for artt. 022-023-026-168-168D-168R

Finiture - Finishes **EUR**
 CR



ZVIT092 Cartuccia deviatore (2 uscite) Ø32 mm per art. 018
 Diverter cartridge (2 outlets) Ø32 mm for art. 018

ZVIT091 Cartuccia deviatore (3 uscite) Ø32 mm per art. 019
 Diverter cartridge (3 outlets) Ø32 mm for art. 019

Finiture - Finishes **EUR**

level



EQUILIBRIO

Linee equilibrate nel più totale rispetto della funzionalità, profili smussati per un rubinetto con una eleganza senza tempo che ne ha fatto uno dei prodotti di maggior successo della nostra produzione.

Quattro varianti di Leva (Standard, Asta, Cubo e Piatta) per quattro varianti di bocche (Standard, A Cascata, Canna Tonda e Canna Piatta) per creare un rubinetto in grado di adattarsi perfettamente a qualsiasi tipologia di arredo ed esigenza di utilizzo.

EQUILIBRIUM

Equilibrated lines for the total respect of functionality, rounded profiles for a tap with a timeless elegance that made it one of the most successful article of our production. Four variants of Lever (Standard, Asta, Cubo and Piatta) for four different spouts (Standard, waterfall, round and flat spout) to create a faucet that can perfectly adapt to any type of furniture and use.



FINITURE FINISHES

La serie **LEVEL** è disponibile nelle seguenti finiture:
LEVEL range is available in the following finishes:

- | | |
|----|--|
| CR | cromato
chrome plated |
| ST | finitura steel looking
steel looking finish |


VARIANTI VARIANTS



LES
LEVA STANDARD
STANDARD HANDLE




LEC
LEVA CUBO
CUBO HANDLE



LEA
LEVA ASTA
ASTA HANDLE



LEP
LEVA PIATTA
PIATTA HANDLE

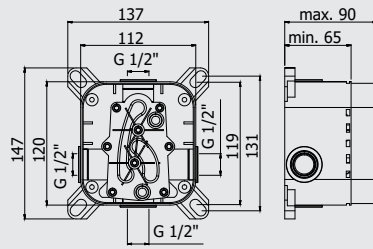


Video istruzioni Pbox
Pbox video instructions



*Da abbinare solo con
LES-LEC-LEA BOX010 - LES-LEC-LEA BOX015

*To be completed only with
LES-LEC-LEA BOX010 - LES-LEC-LEA BOX015



Set incasso universale per miscelatori doccia completo di:

- corpo incasso
- box

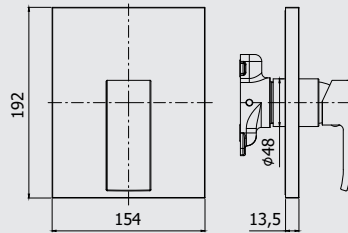
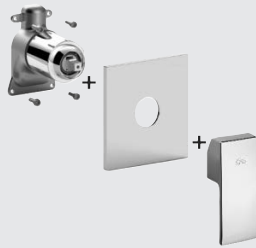
Universal concealed Box for mixers complete with:

- concealed body
- box

PBOX 001

Finiture - Finishes EUR

senza set esterno
without external set



Set esterno miscelatore incasso doccia (1 uscita) completo di:

- corpo miscelatore
- piastra in ABS 154x192mm e leva

External set for concealed shower mixer (1 outlet) complete with:

- mixer body
- ABS wall plate 154x192mm and lever

LES BOX010.. / LEC BOX010.. / LEA BOX010..

Finiture - Finishes EUR

senza deviatore
without diverter

LES standard CR

LEC cubo CR

LEA asta CR

*Da abbinare solo con
PBOX 001

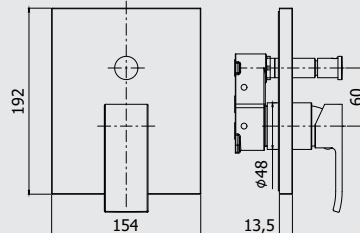
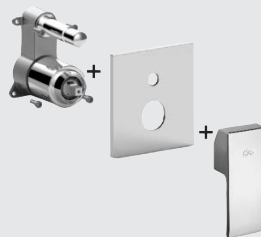
*To be completed only with
PBOX 001

ZPRO BOX010..

Prolunga per art. BOX010

- H30mm
- Extension for art. BOX010
- H30mm

CR



Set esterno miscelatore incasso doccia (2 uscite) completo di:

- corpo miscelatore
- piastra in ABS 154x192mm e leva

External set for concealed shower mixer (2 outlets) complete with:

- mixer body
- ABS wall plate 154x192mm and lever

LES BOX015.. / LEC BOX015.. / LEA BOX015..

Finiture - Finishes EUR

con deviatore a pulsante
with push diverter

LES standard CR ST/M

LEC cubo CR


LEA asta CR

*Da abbinare solo con
PBOX 001

*To be completed only with
PBOX 001

* CR con piastra ABS _ ST/M con piastra in Acciaio inox

* CR with ABS wall plate _ ST/M with Stainless steel wall plate

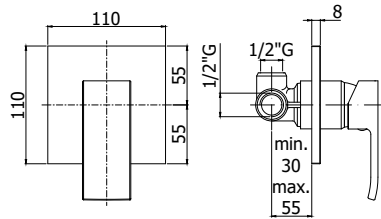


ZPRO BOX015..

Prolunga con deviatore per art. BOX015

- H30mm
- Extension with diverter for art. BOX015
- H30mm

CR
ST



* Per set incasso/esterno separati (v. capitolo Incassi Projects)
 * For concealed/external set divided (see Concealed mixer Projects chapter)

* CR con piastra ABS _ CR/M-ST/M con piastra in Acciaio inox
 * CR with ABS wall plate _ CR/M-ST/M with Stainless steel wall plate

Miscelatore incasso doccia (1 uscita) completo di:
 • piastra 110x110mm
 • attacchi 1/2" G
 Concealed shower mixer (1 outlet) complete with:
 • wall plate 110x110mm
 • 1/2" G connections

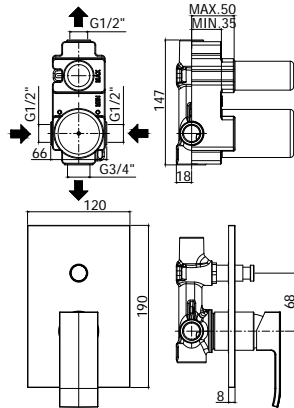
LES 010.. / LEC 010.. / LEA 010..
 senza deviatore
 without diverter

Finiture - Finishes	EUR
LES standard CR CR/M ST/M	
LEC cubo CR CR/M ST/M	
LEA asta CR CR/M ST/M	



ZPRO 013..
 Prolunga per art. 010
 • H43mm
 Extension for art. 010
 • H43mm

Finiture - Finishes	EUR
CR ST	



* Per set incasso/esterno separati (v. capitolo Incassi Projects)
 * For concealed/external set divided (see Concealed mixer Projects chapter)

* CR con piastra ABS _ CR/M-ST/M con piastra in Acciaio inox
 * CR with ABS wall plate _ CR/M-ST/M with Stainless steel wall plate

Miscelatore incasso doccia (2 uscite) completo di:
 • piastra 120x190mm
 • attacchi calda/fredda e superiore 1/2" G - attacco inferiore 3/4" G
 Concealed shower mixer (2 outlets) complete with:
 • wall plate 120x190mm
 • 1/2" G hot/cold and upper connections - 3/4" G lower connection

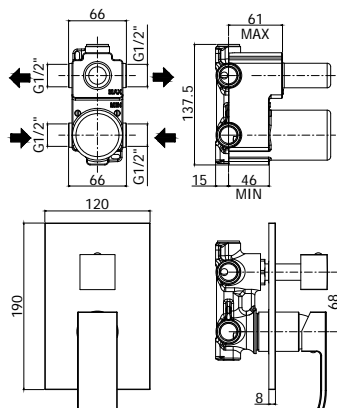
LES 015.. / LEC 015.. / LEA 015..
 con deviatore a pulsante
 with push diverter

Finiture - Finishes	EUR
LES standard CR CR/M ST/M	
LEC cubo CR CR/M ST/M	
LEA asta CR CR/M ST/M	



ZPRO 028..
 Prolunga con deviatore per art. 015
 • H30mm
 Extension with diverter for art. 015
 • H30mm

Finiture - Finishes	EUR
CR ST	




* Per set incasso/esterno separati (v. capitolo Incassi Projects)
 * For concealed/external set divided (see Concealed mixer Projects chapter)

* CR con piastra ABS _ CR/M-ST/M con piastra in Acciaio inox
 * CR with ABS wall plate _ CR/M-ST/M with Stainless steel wall plate

Miscelatore incasso doccia (2 uscite) completo di:
 • piastra 120x190mm
 • attacchi 1/2" G
 Concealed shower mixer (2 outlets) complete with:
 • wall plate 120x190mm
 • 1/2" G connections

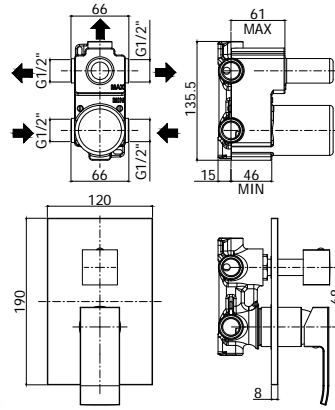
LES 018.. / LEC 018.. / LEA 018..
 con cartuccia deviatore (2 uscite + 1
 posizione combinata)
 with diverter cartridge (2 outlets + 1
 combined position)

Finiture - Finishes	EUR
LES standard CR CR/M ST/M	
LEC cubo CR CR/M ST/M	
LEA asta CR CR/M ST/M	



ZPRO 068..
 Prolunga con deviatore per artt. 018-019
 • H30mm
 Extension with diverter for artt. 018-019
 • H30mm

Finiture - Finishes	EUR
CR ST	



* Per set incasso/esterno separati (v. capitolo Incassi Projects)

* For concealed/external set divided (see Concealed mixer Projects chapter)

* CR con piastra ABS _ CR/M-ST/M con piastra in Acciaio inox

* CR with ABS wall plate _ CR/M-ST/M with Stainless steel wall plate

Miscelatore incasso doccia (3 uscite) completo di:

- piastra 120x190mm
- attacchi 1/2"G

Concealed shower mixer (3 outlets) complete with:

- wall plate 120x190mm
- 1/2"G connections

LES 019.. / LEC 019.. / LEA 019..

con cartuccia deviatore (3 uscite + 3 posizioni combinate)
with diverter cartridge (3 outlets + 3 combined positions)

Finiture - Finishes EUR

LES standard CR
CR/M
ST/M

LEC cubo CR
CR/M
ST/M

LEA asta CR
CR/M
ST/M



ZPRO 068..

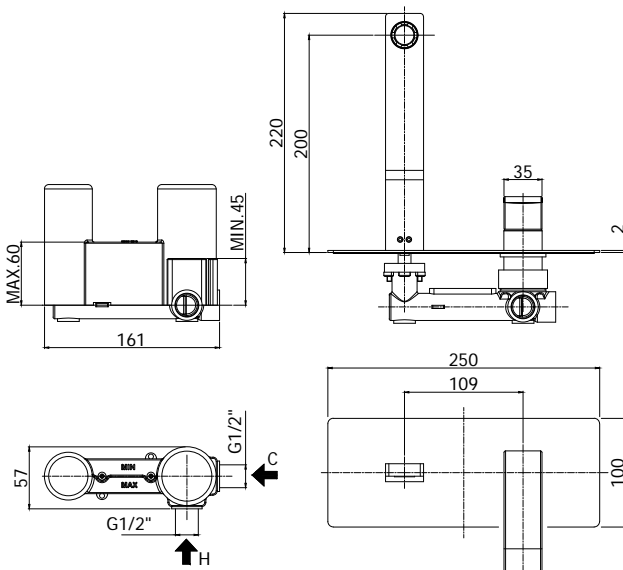
Prolunga con deviatore per artt. 018-019

- H30mm

Extension with diverter for artt. 018-019

- H30mm

CR
ST



Miscelatore incasso lavabo completo di:

- piastra in acciaio inox 250x100mm
- attacchi 1/2"G

Concealed single lever basin mixer complete with:

- stainless steel wall plate 250x100mm
- 1/2"G connections

LES 104.. / LEC 104.. / LEA 104..

con bocca e aeratore M24x1 - l. 150mm
with spout and aerator M24x1 - l. 150mm

Finiture - Finishes EUR

LES standard CR
ST

LEC cubo CR
ST

LEA asta CR
ST

LES 105.. / LEC 105.. / LEA 105..

con bocca e aeratore M24x1 - l. 200mm
with spout and aerator M24x1 - l. 200mm

Finiture - Finishes EUR

LES standard CR
ST

LEC cubo CR
ST

LEA asta CR
ST

LES 106.. / LEC 106.. / LEA 106..

con bocca e aeratore M24x1 - l. 240mm
with spout and aerator M24x1 - l. 240mm

Finiture - Finishes EUR

LES standard CR
ST

LEC cubo CR
ST

LEA asta CR
ST



ZPRO 088..

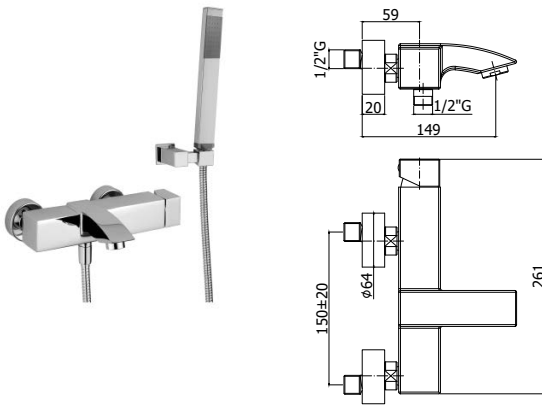
Prolunga per artt. 104-105-106

- H45mm

Extension for artt. 104-105-106

- H45mm

CR
ST



Miscelatore vasca/doccia con deviatore completo di:
 • aeratore M28x1
 • set 2 eccentrici 1/2"x3/4"G e rosoni
 Bath/shower mixer with diverter complete with:
 • aerator M28x1
 • set of 2 S-wall-unions 1/2"x3/4"G and wall-plates

LEC 022.. / LEA 022..

senza set doccia
 without shower set

Finiture - Finishes EUR



CR
ST

LEC cubo



CR
ST

LEA asta

LEC 023.. / LEA 023..

con supporto a muro snodato in ABS
 • con doccia e flessibile
 with ABS joint wall bracket
 • with hand-shower and flexible hose



CR
ST

LEC cubo



CR
ST

LEA asta

LEC 026.. / LEA 026..

con supporto a muro fisso in ABS
 • con doccia e flessibile
 with ABS fixed wall bracket
 • with hand-shower and flexible hose



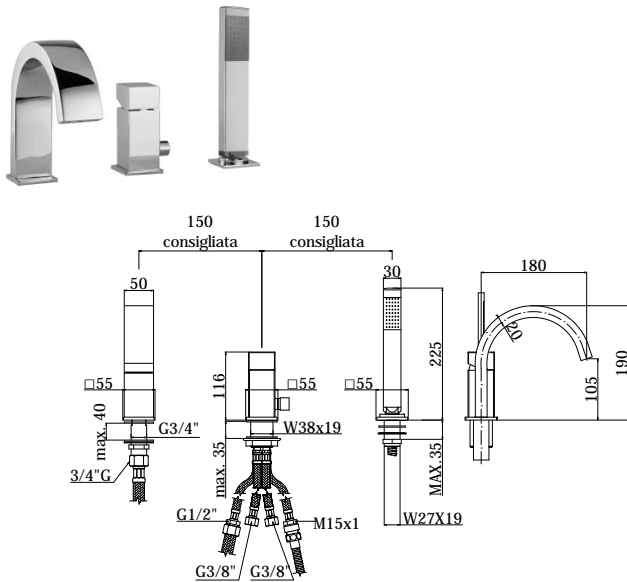
CR

LEC cubo



CR

LEA asta



Miscelatore bordo vasca con deviatore completo di:
 • set 5 flex inox per miscelatore
 • doccia e flessibile con piombo
 Deck mounted mixer with diverter complete with:
 • set of 5 stainless steel hoses for mixer
 • hand-shower and flexible hose with weight

LES 041.. / LEC 041.. / LEA 041..

senza bocca erogazione (2 fori)
 without spout (2 holes)

Finiture - Finishes EUR



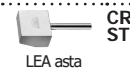
CR
ST

LEC cubo



CR
ST

LES standard



CR
ST

LEA asta

LES 040.. / LEC 040.. / LEA 040..

con bocca a cascata (3 fori)
 with waterfall spout (3 holes)



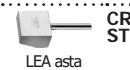
CR
ST

LEC cubo



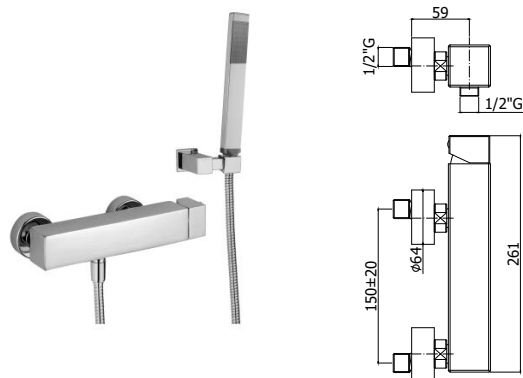
CR
ST

LES standard



CR
ST

LEA asta



Miscelatore doccia completo di:
 • set 2 eccentrici 1/2"x3/4"G e rosoni
 Shower mixer complete with:
 • set of 2 S-wall-unions 1/2"x3/4"G and wall-plates

LEC 168.. / LEA 168..

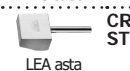
senza set doccia
 • con attacco inferiore 1/2"G
 without shower set
 • with 1/2"G lower connection

Finiture - Finishes EUR



CR
ST

LEC cubo



CR
ST

LEA asta

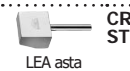
LEC 168D.. / LEA 168D..

con supporto a muro snodato in ABS
 • con doccia e flessibile
 • con attacco inferiore 1/2"G
 with ABS joint wall bracket
 • with hand-shower and flexible hose
 • with 1/2"G lower connection



CR
ST

LEC cubo



CR
ST

LEA asta

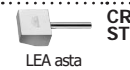
LEC 168R.. / LEA 168R..

rovesciato senza set doccia
 • con attacco superiore 3/4"G
 overturned without shower set
 • with 3/4"G upper connection



CR
ST

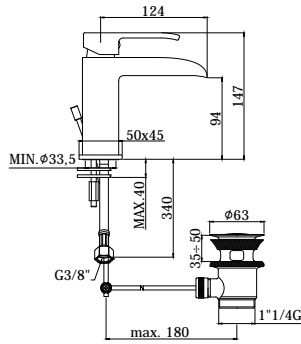
LEC cubo



CR
ST

LEA asta

level



Miscelatore lavabo a cascata completo di:
 • set 2 flessibili inox 3/8" G
 Waterfall wash basin mixer complete with:
 • set of 2 stainless steel hoses 3/8" G

LES 061..
 senza scarico
 without pop up waste

LES 061K..
 con scarico Clic-Clac 1"1/4G
 with 1"1/4G Clic-Clac press top waste

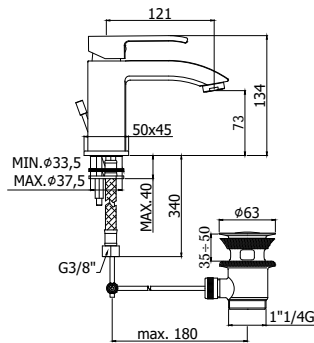
LES 065..
 con scarico automatico 1"1/4G
 with 1"1/4G pop up waste

Finiture - Finishes **EUR**

CR
ST
 LES standard

CR
 LES standard

CR
ST
 LES standard



Miscelatore lavabo completo di:
 • aeratore M24x1
 • set 2 flessibili inox 3/8" G
 Wash basin mixer complete with:
 • aerator M24x1
 • set of 2 stainless steel hoses 3/8" G

LES 071..
 senza scarico
 without pop up waste

LES 071K..
 con scarico Clic-Clac 1"1/4G
 with 1"1/4G Clic-Clac press top waste

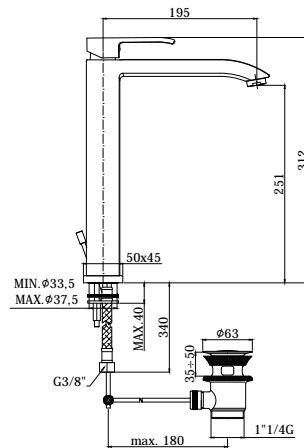
LES 075..
 con scarico automatico 1"1/4G
 with 1"1/4G pop up waste

Finiture - Finishes **EUR**

CR
ST
 LES standard

CR
 LES standard

CR
ST
 LES standard



Miscelatore lavabo prolungato completo di:
 • aeratore M24x1
 • set 2 flessibili inox 3/8" G
 Tall wash basin mixer complete with:
 • aerator M24x1
 • set of 2 stainless steel hoses 3/8" G

LES 081..
 senza scarico
 without pop up waste

LES 081K..
 con scarico Clic-Clac 1"1/4G
 with 1"1/4G Clic-Clac press top waste

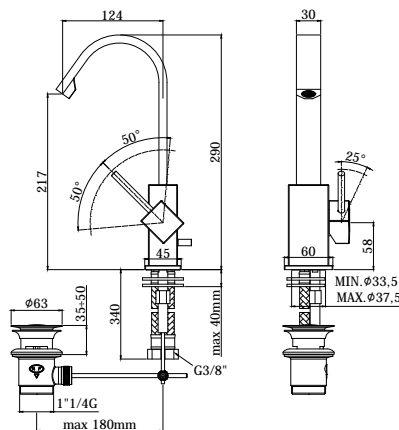
LES 085..
 con scarico automatico 1"1/4G
 with 1"1/4G pop up waste

Finiture - Finishes **EUR**

CR
ST
 LES standard

CR
 LES standard

CR
ST
 LES standard



Miscelatore lavabo con canna orientabile completo di:
 • aeratore M16,5x1
 • set 2 flessibili inox 3/8" G
 Wash basin mixer with swivelling spout complete with:
 • aerator M16,5x1
 • set of 2 stainless steel hoses 3/8" G

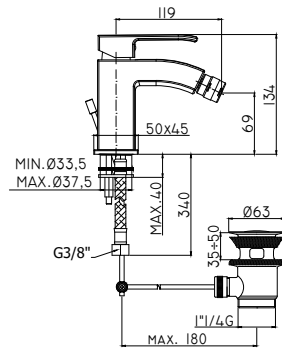
LEA 878..
 senza scarico
 without pop up waste

LEA 877..
 con scarico automatico 1"1/4G
 with 1"1/4G pop up waste

Finiture - Finishes **EUR**

CR
ST
 LEA asta

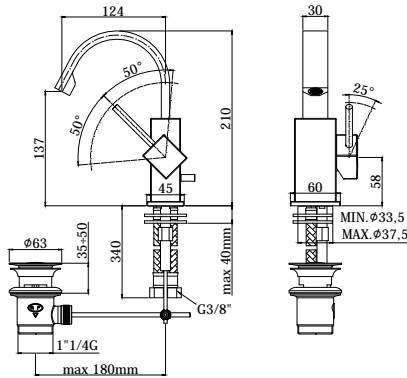
CR
 LEA asta



Miscelatore bidet completo di:
 • snodo e aeratore M24x1
 • set 2 flessibili inox 3/8"G
 Bidet mixer complete with:
 • swivel joint and aerator M24x1
 • set of 2 stainless steel hoses 3/8"G

- LES 131..**
 senza scarico
 without pop up waste
- LES 131K..**
 con scarico Clic-Clac 1"1/4G
 with 1"1/4G Clic-Clac press top waste
- LES 135..**
 con scarico automatico 1"1/4G
 with 1"1/4G pop up waste

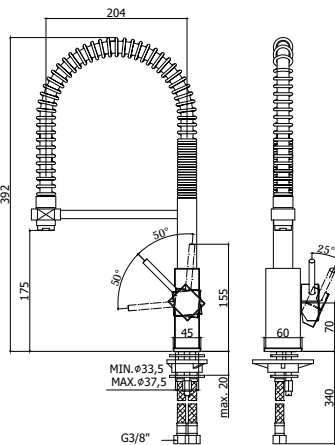
Finiture - Finishes	EUR
CR ST	
LES standard	
CR	
LES standard	
CR ST	
LES standard	



Miscelatore bidet con canna orientabile completo di:
 • aeratore M16,5x1
 • set 2 flessibili inox 3/8"G
 Bidet mixer with swivelling spout complete with:
 • aerator M16,5x1
 • set of 2 stainless steel hoses 3/8"G

- LEA 838..**
 senza scarico
 without pop up waste
- LEA 837..**
 con scarico automatico 1"1/4G
 with 1"1/4G pop up waste

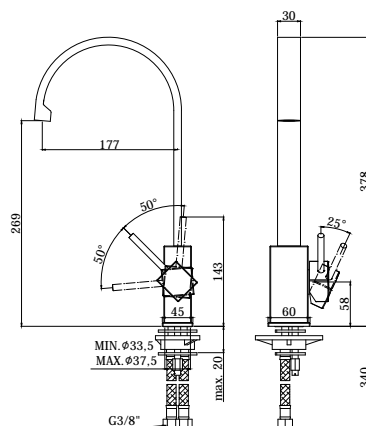
Finiture - Finishes	EUR
CR ST	
LEA asta	
CR	
LEA asta	



Miscelatore lavello monoforo con canna orientabile completo di:
 • doccia (monogetto) in metallo con aeratore M24x1
 • set 2 flessibili inox 3/8"G
 One-hole sink mixer with swivelling spout complete with:
 • (single spray) metal hand-shower with aerator M24x1
 • set of 2 stainless steel hoses 3/8"G

- LEA 176..**
 Professional
 Professional

Finiture - Finishes	EUR
CR ST	
LEA asta	

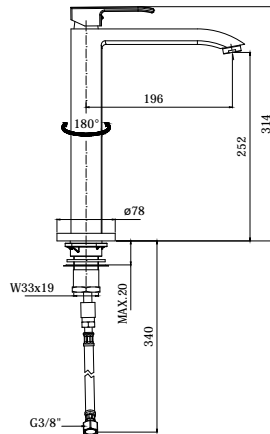


Miscelatore lavello monoforo completo di:
 • aeratore M16,5x1
 • set 2 flessibili inox 3/8"G
 One-hole sink mixer complete with:
 • aerator M16,5x1
 • set of 2 stainless steel hoses 3/8"G

- LEA 880..**
 con canna orientabile
 with swivelling spout

Finiture - Finishes	EUR
CR ST	
LEA asta	

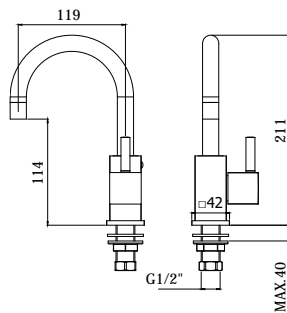
level



Miscelatore lavello monoforo completo di:
 • aeratore M24x1
 • set 2 flessibili inox 3/8"G
 One-hole sink mixer complete with:
 • aerator M24x1
 • set of 2 stainless steel hoses 3/8"G

LES 188..
 con corpo orientabile
 with swivelling body

Finiture - Finishes **EUR**
 CR
 ST
 LES standard

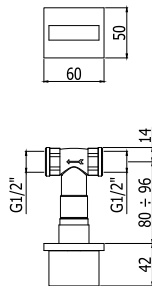


Rubinetto lavabo con canna orientabile completo di:
 • aeratore M16x1
 • vitone ceramico
 • attacco 1/2"G
 Basin tap with swivelling spout complete with:
 • aerator M16x1
 • ceramic disc valve
 • 1/2"G connection

LEA 091..
 solo acqua fredda
 cold water only

Finiture - Finishes **EUR**
 CR
 ST
 LEA asta

maniglia piatta - flat handle



Rubinetto incasso completo di:
 • piastra metallo 60x50mm
 • attacchi 1/2"G
 Built-in tap complete with:
 • metal wall plate 60x50mm
 • 1/2"G connections

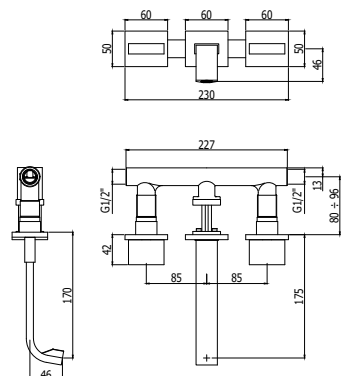
LEP 004..
 con 1 entrata - 1 uscita
 with 1 inlet - 1 outlet

Finiture - Finishes **EUR**
 CR
 LEP maniglia
 piatta



ZPRO 061..
 Set prolunghe (2 pz) per artt. 003-004
 • H20mm
 Extension set (2 pcs) for artt. 003-004
 • H20mm

maniglia piatta - flat handle



Batteria incasso lavabo 3 fori completo di:
 • 3 piastre metallo 60x50 mm
 • attacchi 1/2"G
 Three-hole concealed basin mixer complete with:
 • 3 metal wall plates 60x50 mm
 • 1/2"G connections

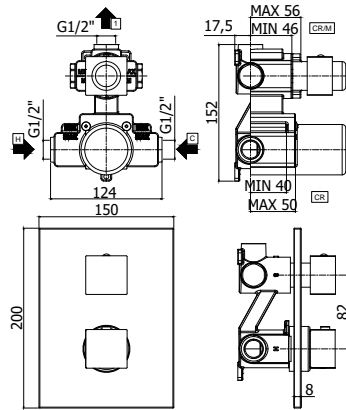
LEP 003..
 con bocca e aeratore a scomparsa
 M16,5x1 - l. 175mm
 with spout and hidden aerator M16,5x1 -
 l. 175mm

Finiture - Finishes **EUR**
 CR
 LEP maniglia
 piatta



ZPRO 061..
 Set prolunghe (2 pz) per artt. 003-004
 • H20mm
 Extension set (2 pcs) for artt. 003-004
 • H20mm

termostatico - thermostatic



Miscelatore termostatico incasso doccia (1 uscita) completo di:
 • piastra 150x200mm
 • attacchi 1/2"G
 Concealed thermostatic shower mixer (1 outlet) complete with:
 • wall plate 150x200mm
 • 1/2"G connections

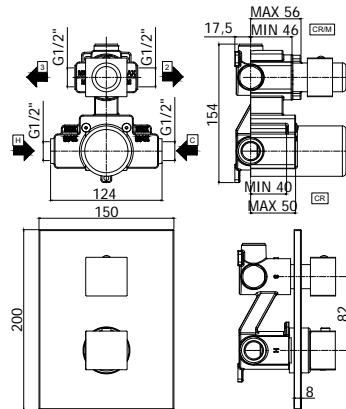
LEQ 513..	Finiture - Finishes	EUR
senza deviatore (1 uscita + stop)	CR	
without diverter (1 outlet + stop)	CR/M	
	ST/M	



ZPRO 072..	Finiture - Finishes	EUR
Prolunga per art. 513	CR	
• H20mm	ST	
Extension for art. 513		
• H20mm		

* CR con piastra ABS _ CR/M-ST/M con piastra in Acciaio inox
 * CR with ABS wall plate _ CR/M-ST/M with Stainless steel wall plate

termostatico - thermostatic



Miscelatore termostatico incasso doccia (2 uscite) completo di:
 • piastra 150x200mm
 • attacchi 1/2"G
 Concealed thermostatic shower mixer (2 outlets) complete with:
 • wall plate 150x200mm
 • 1/2"G connections

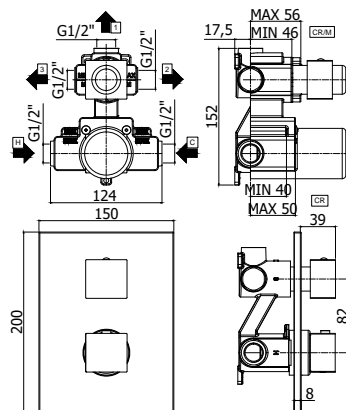
LEQ 518..	Finiture - Finishes	EUR
con cartuccia deviatore (2 uscite + stop)	CR	
with diverter cartridge (2 outlets + stop)	CR/M	
	ST/M	



ZPRO 074..	Finiture - Finishes	EUR
Prolunga per art. 518	CR	
• H20mm	ST	
Extension for art. 518		
• H20mm		

* CR con piastra ABS _ CR/M-ST/M con piastra in Acciaio inox
 * CR with ABS wall plate _ CR/M-ST/M with Stainless steel wall plate

termostatico - thermostatic



Miscelatore termostatico incasso doccia (3 uscite) completo di:
 • piastra 150x200mm
 • attacchi 1/2"G
 Concealed thermostatic shower mixer (3 outlets) complete with:
 • wall plate 150x200mm
 • 1/2"G connections

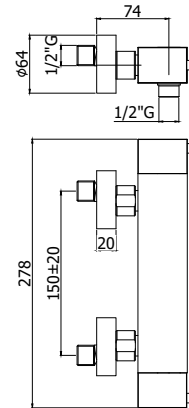
LEQ 519..	Finiture - Finishes	EUR
con cartuccia deviatore (3 uscite + 3 posizioni intermedie con stop)	CR	
with diverter cartridge (3 outlets + 3 stop intermediate positions)	CR/M	
	ST/M	



ZPRO 074..	Finiture - Finishes	EUR
Prolunga per art. 519	CR	
• H20mm	ST	
Extension for art. 519		
• H20mm		

* CR con piastra ABS _ CR/M-ST/M con piastra in Acciaio inox
 * CR with ABS wall plate _ CR/M-ST/M with Stainless steel wall plate

termostatico - thermostatic



Miscelatore termostatico doccia completo di:

- limitatore di portata ECOSTOP
- set 2 eccentrici 1/2"x3/4"G e rosoni
- attacchi 1/2"G

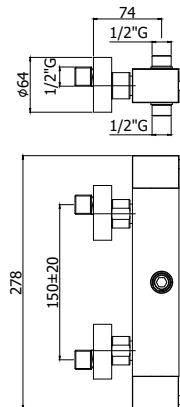
Thermostatic shower mixer complete with:

- ECO-STOP flow reducer
- set of 2 S-wall-unions 1/2"x3/4"G and wall-plates
- 1/2"G connections

LEQ 268..	Finiture - Finishes	EUR
senza set doccia without shower set	CR ST	

LEQ 268D..	Finiture - Finishes	EUR
con supporto a muro snodato in ABS • con doccia e flessibile with ABS joint wall bracket • with hand-shower and flexible hose	CR ST	

termostatico - thermostatic



Miscelatore termostatico doccia (2 uscite) completo di:

- set 2 eccentrici 1/2"x3/4"G e rosoni
- con attacchi 1/2"G

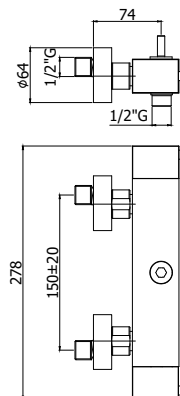
Thermostatic shower mixer (2 outlets) complete with:

- set of 2 S-wall-unions 1/2"x3/4"G and wall-plates
- with 1/2"G connections

LEQ 269..	Finiture - Finishes	EUR
senza set doccia • con cartuccia deviatore (2 uscite + stop) without shower set	CR ST	

- with diverter cartridge (2 outlets + stop)

termostatico - thermostatic



Miscelatore termostatico doccia (2 uscite) completo di:

- set 2 eccentrici 1/2"x3/4"G e rosoni
- con attacchi 1/2"G

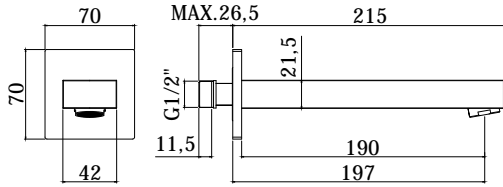

Thermostatic shower mixer (2 outlets) complete with:

- set of 2 S-wall-unions 1/2"x3/4"G and wall-plates
- with 1/2"G connections

LEQ 269R..	Finiture - Finishes	EUR
per colonna doccia ZCOL665CR	CR	

- con cartuccia deviatore (2 uscite + stop)
- con attacco superiore speciale
for ZCOL665CR shower column
- with diverter cartridge (2 outlets + stop)
- with special upper connection

level



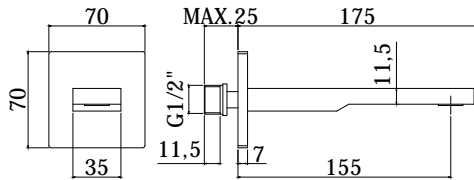
Bocca a muro completa di:

- aeratore M28x1
- piastra in metallo 70x70mm
- attacco 1/2" G

Wall spout complete with:

- aerator M28x1
- metal wall plate 70x70mm
- 1/2" G connection

ZBOC 111.. **Finiture - Finishes** **EUR**
 con lunghezza l. 197mm **CR**
 • larghezza l. 42mm **ST**
 with length l. 197mm
 • width l. 42mm



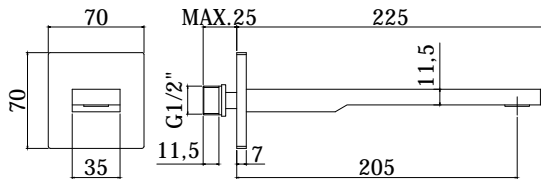
Bocca a muro completa di:

- aeratore M24x1 Slim air
- piastra in metallo 70x70mm
- attacco 1/2" G

Wall spout complete with:

- aerator M24x1 Slim air
- metal wall plate 70x70mm
- 1/2" G connection

ZBOC 120.. **Finiture - Finishes** **EUR**
 con lunghezza l. 155mm **CR**
 • larghezza l. 35mm **ST**
 with length l. 155mm
 • width l. 35mm



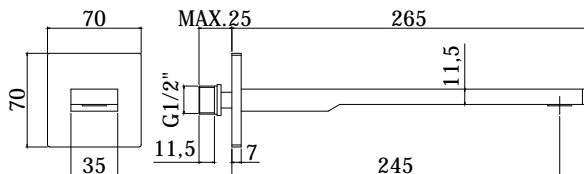
Bocca a muro completa di:

- aeratore M24x1 Slim air
- piastra in metallo 70x70mm
- attacco 1/2" G

Wall spout complete with:

- aerator M24x1 Slim air
- metal wall plate 70x70mm
- 1/2" G connection

ZBOC 121.. **Finiture - Finishes** **EUR**
 con lunghezza l. 205mm **CR**
 • larghezza l. 35mm **ST**
 with length l. 205mm
 • width l. 35mm



Bocca a muro completa di:

- aeratore M24x1 Slim air
- piastra in metallo 70x70mm
- attacco 1/2" G

Wall spout complete with:

- aerator M24x1 Slim air
- metal wall plate 70x70mm
- 1/2" G connection

ZBOC 122.. **Finiture - Finishes** **EUR**
 con lunghezza l. 245mm **CR**
 • larghezza l. 35mm **ST**
 with length l. 245mm
 • width l. 35mm

* I ricambi per i miscelatori termostatici sono nella collezione termostatici
 * Spare parts for thermostatic mixers are in the thermostatic collection



ZA91103R Cartuccia completa Ø35 con distributore con regolazione per artt. 168-168D-168R
 Complete cartridge Ø35 with distributor with regulation for artt. 168-168D-168R

Finiture - Finishes **EUR**



ZA91104R Cartuccia completa Ø35 senza distributore con regolazione per artt. 010-015-018-019-022-023-026-040-041 / BOX010-015
 Complete cartridge Ø35 without distributor with regulation for artt. 010-015-018-019-022-023-026-040-041 / BOX010-015

Finiture - Finishes **EUR**



ZA91140 Cartuccia completa Ø 25 mm per artt. 071-071K-075-131-131K-135-081-081K-085-176-188-837-838-877-878-880
 Complete cartridge Ø 25 mm for artt. 071-071K-075-131-131K-135-081-081K-085-176-188-837-838-877-878-880

Finiture - Finishes **EUR**



ZA91231 Cartuccia completa Ø 25 mm per lavabo a cascata per artt. 061-061K-065-104-105-106
 Complete cartridge Ø 25mm for artt. 061-061K-065-104-105-106

Finiture - Finishes **EUR**



ZACC146 Valvolina antiritorno Ø15 mm per artt. ZDEV003-ZRAC022
 Check-valve Ø15 mm for artt. ZDEV003-ZRAC022

Finiture - Finishes **EUR**



ZACC241 Distanziale supporto per aeratore per artt. 176
 Aerator bracket for artt. 176


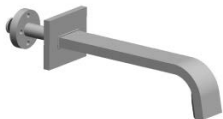


Finiture - Finishes **EUR**
CR
ST



ZACC242 Molla filo Ø 4 mm con raccordo per artt. 176
 Spring Ø 4 mm with connection for artt. 176

Finiture - Finishes **EUR**
CR

		Finiture - Finishes	EUR
	ZAER006	Snodo con aeratore Ø 24x1M per artt. 131-131K-135 Joint with aerator Ø 24x1M for artt. 131-131K-135	CR ST
	<hr/>		
	ZAER052	Aeratore completo Ø 18 per art. 091 Complete aerator Ø 18 for art. 091	CR ST
	<hr/>		
	ZAER002	Aeratore Ø 24x1M per artt. 176-188 Aerator Ø 24x1M for artt. 176-188	CR ST
	ZAER003	Aeratore Ø 28x1M per artt. 022-023-026-ZBOC111 Aerator Ø 28x1M for artt. 022-023-026-ZBOC111	CR ST
	ZAER078	Aeratore Ø 24x1M per artt. 071-071K-075-081-081K-085-131-131K-135 Aerator Ø 24x1M for artt. 071-071K-075-081-081K-085-131-131K-135	CR ST
<hr/>			
	ZAER050	Aeratore a scomparsa Ø 16,5x1M per artt. 003-052-053-837-838-877-878-880 Hidden aerator Ø 16,5x1M for artt. 003-052-053-837-838-877-878-880	Finiture - Finishes
	ZACC343	Chiavetta per aeratore ZAER050 Key for aerator ZAER050	EUR
<hr/>			
	ZAER090	Aeratore M24x1 SLIM AIR con chiavetta per artt. 104-105-106-ZBOC108-ZBOC109-ZBOC110-ZBOC120-ZBOC121-ZBOC122 SLIM AIR Aerator M24x1 with key for artt. 104-105-106-ZBOC108-ZBOC109-ZBOC110-ZBOC120-ZBOC121-ZBOC122	Finiture - Finishes
			EUR
<hr/>			
	ZAST041	Asta pomolo snodino Ø 4 mm dritta per artt. 837-877 Straight rod Ø 4 mm with knob for artt. 837-877	Finiture - Finishes
	ZAST046	Asta pomolo snodino Ø 4 mm piegata per artt. 065-075-135-085 Bent rod Ø 4 mm with knob for artt. 065-075-135-085	CR ST
<hr/>			
	ZBAS050	Basetta ottone per miscelatore bordo vasca artt. 040-041 Brass base for deck mounted bath mixer artt. 040-041	Finiture - Finishes
	ZBAS051	Basetta ottone per artt. 061-061K-065-071-071K-075-131-131K-135 Brass base for artt. 061-061K-065-071-071K-075-131-131K-135	CR ST
	ZBAS052	Basetta ottone per artt. 081-081K-085 Brass base for artt. 081-081K-085	CR ST
	ZBAS053	Basetta ottone per artt. 176-837-838-877-878-880 Brass base for artt. 176-837-838-877-878-880	CR ST
	ZBAS063	Basetta ottone per art. 091 Brass base for art. 091	CR ST
	ZBAS051..60	Basetta ottone maggiorata (55x60 mm) per artt. 061-061K-065-071-071K-075-081-081K-085-131-131K-135 Increased brass base (55x60 mm) for artt. 061-061K-065-071-071K-075-081-081K-085-131-131K-135	CR ST

			<u>Finiture - Finishes</u>	<u>EUR</u>
	ZBAS073	Basetta per piantana vitone artt. 044-052-053-119 Brass base for tap artt. 044-052-053-119	CR	
	ZBAS074	Basetta per deviatore art. 044 Diverter brass base for art. 044	CR	
	ZBAS075	Basetta per bocca artt. 052-053-119 Brass base for deck mounted spout artt. 052-053-119	CR	
<hr/>				
	ZBAS085	Set basetta con gambo e fissaggio per artt. 040-041-044 Brass base with threaded stem and fixing kit for artt. 040-041-044	CR ST	
<hr/>				
	ZBOC039	Bocca bordo vasca con basetta e fissaggio per artt. 040-044 Deck mounted spout with brass ring base and fixing set for artt. 040-044	CR ST	
	ZBAS055	Basetta in ottone per bocca bordo vasca per artt. 040-044 Brass base for deck mounted spout for artt. 040-044	CR ST	
<hr/>				
	ZBOC060	Bocca a muro con piastra, con fissaggi per art. LEP003 Wall spout with plate, with fixing set for art. LEP003	CR	
<hr/>				
	ZBOC110	Bocca con aeratore compatibile con art. 104 - l.150 mm Spout with aerator compatible with art. 104 - l.150 mm	CR ST	
	ZBOC108	Bocca standard con aeratore per art. 105 - l.200 mm Standard spout with aerator for art. 105 - l.200 mm	CR ST	
	ZBOC109	Bocca con aeratore compatibile con art. 106 - l.240 mm Spout with aerator compatible with art. 106 - l.240 mm	CR ST	
<hr/>				
	ZCAL007	Calotta per miscelatori a parete Nut for wall mounted mixers	CR ST	
<hr/>				
	ZCAN078	Canna piatta con aeratore per artt. 877-878 Rectangular spout with aerator for artt. 877-878	CR ST	
	ZCAN079	Canna piatta con aeratore per artt. 837-838 Rectangular spout with aerator for artt. 837-838	CR ST	
	ZCAN080	Canna piatta con aeratore per art. 880 Rectangular spout with aerator for art. 880	CR ST	
	ZCAN103	Canna piatta con aeratore per artt. 052-053 Rectangular spout with aerator for artt. 052-053	CR	
	ZCAN113	Canna piatta con aeratore per art. 119 Rectangular spout with aerator for art. 119	CR	



ZCANA093 Canna tonda con aeratore per art. 091
Round spout with aerator for art. 091

Finiture - Finishes **EUR**

CR
ST



ZCAP034 Cappuccio sottoleva in metallo per artt.010-015-018-019-022-023-026-040-041-168-168D-168R / BOX010-015
Metal underlever cover for artt. 010-015-018-019-022-023-026-040-041-168-168D-168R / BOX010-015

ZCAP046 Cappuccio sottoleva in metallo per art. 091
Metal underlever cover for art. 091

ZCAP062 Cappuccio sottoleva in metallo per artt. 061-061K-065-071-071K-075-081-081K-085-104-105-106-131-131K-135-176-188-837-838-877-878-880
Metal underlever cap for artt. 061-061K-065-071-071K-075-081-081K-085-104-105-106-131-131K-135-176-188-837-838-877-878-880

Finiture - Finishes **EUR**

CR
ST

CR
ST

CR
ST



ZCAP066 Cappuccio per deviatore per artt. 018-019
Cover for diverter for artt. 018-019

Finiture - Finishes **EUR**

CR
ST



ZDEV003 Deviatore completo per miscelatore vasca artt. 022-023-026
Diverter for bath/shower mixer artt. 022-023-026

Finiture - Finishes **EUR**

CR
ST



ZDEV007 Deviatore completo per miscelatore bordo vasca artt. 040-041
Diverter for deck mounted bath mixer artt. 040-041

ZDEV048 Deviatore completo per miscelatore incasso art.015
Diverter for concealed mixer art. 015

Finiture - Finishes **EUR**

CR
ST

CR
ST



ZDEV091 Deviatore (senza maniglia, basetta e fissaggio) per art. 044
Diverter (without lever, brass base and fixing set)for art. 044








Finiture - Finishes **EUR**



ZDEV100 Deviatore completo per tutti gli artt. BOX015
Complete diverter for all artt. BOX015

Finiture - Finishes **EUR**

CR

		Finiture - Finishes	EUR
	ZDOC117 Doccia PREMIUM (monogetto) in metallo per artt. 023-026-040-041-044-168D-268D PREMIUM metal hand-shower (single-spray) for artt. 023-026-040-041-044-168D-268D	CR ST	
	ZECC029 Eccentrico con rosone 1/2"x3/4" per miscelatori a parete Adjustable centre 1/2"x3/4" for wall mounted mixers	CR ST	
	ZFIS024 Set fissaggio per miscelatore artt. 091 Fixing set for mixer artt. 091 ZFIS038 Set fissaggio per artt. 081-081K-085--838-878-880 Fixing set for artt. 081-081K-085--838-878-880 ZFIS048 Set fissaggio per artt. 061-061K-065-071-071K-075-131-131K-135 Fixing set for artt. 061-061K-065-071-071K-075-131-131K-135 ZFIS049 Set fissaggio per artt. 176-837-877 Fixing set for artt. 176-837-877 ZFIS053 Set fissaggio per artt. 188 Fixing set for artt. 188 ZFIS093 Set fissaggio per piantana per artt. 044-052-053-119 Fixing set for tap for artt. 044-052-053-119 ZFIS095 Set fissaggio con OR per bocca per artt. 052-053-119 Fixing set with OR for deck mounted spout for artt. 052-053-119	Finiture - Finishes	EUR
	ZFIS028 Set fissaggio per miscelatore bordo vasca artt. 040-041 Fixing set for mixer artt. 040-041	Finiture - Finishes	EUR
	ZFIS096 Set fissaggio per deviatore per artt. 044 Fixing set for diverter for artt. 044 ZFIS121 Fissaggio 3/4 per bocca bordo vasca per artt. 040-044 3/4 fixing kit for deck mounted spout for artt. 040-044 ZFIS122 Fissaggio per base doccia per artt. 040-041-044 Fixing kit for shower base for artt. 040-041-044	Finiture - Finishes	EUR
	ZFLO001 Flessibile 150 cm doppia aggraffatura e calotta conica per artt. 168D Flexible hose 150 cm double interlock and conical nut for artt. 168D ZFLO018 Flessibile 150 cm doppia aggraffatura e doppia calotta conica per artt. 023-026 Flexible hose 150 cm double interlock and double conical nut for artt. 023-026 ZFLO075 Flessibile 150 cm Lusso con calotta conica girevole per artt. 168D Luxury twist-free brass flexible hose 150 cm with conical nut for artt. 168D	Finiture - Finishes	EUR
	ZFLO009 Flessibile F1/2" M15x1 mm.1500 con calotta conica doppia aggraffatura con peso ecologico per artt. 040-041-044 Double fastened longlife metal flexible hose F1/2" M15x1 mm.1500 with conical nut and weight for artt. 040-041-044	Finiture - Finishes	EUR



		<u>Finiture - Finishes</u>	<u>EUR</u>
ZFLX001	Set 2 flex inox F3/8 cm. 35 con guarnizioni per artt. 071-071K-075-131-131K-135-176-837-838-877-878-880 Set of 2 stainless steel hoses M10x1 F3/8" 350 mm with gaskets for artt. 071-071K-075-131-131K-135-176-837-838-877-878-880	CR	
ZFLX066	Set 2 flex inox F3/8 cm. 45 con guarnizioni per art. 188 Set of 2 F3/8 stainless steel hoses cm. 45 with gaskets for art. 188	CR	
ZFLX069	Set 2 flex inox F3/8 cm. 35 con guarnizioni per artt. 081-081K-085 Set of 2 F3/8 stainless steel hoses cm. 35 with gaskets for artt. 081-081K-085	CR	
ZFLX102	Set 2 flex inox SOFT PEX F3/8 M8x1 cm. 45 per artt. 061-061K-065 Set of 2 F3/8 M8x1 stainless steel hoses cm. 45 SOFT PEX for artt. 061-061K-065	CRPX	
ZFLX108	Set 4 flex inox per artt. 052-053-119 Set of 4 stainless steel hoses for artt. 052-053-119	CR	



		<u>Finiture - Finishes</u>	<u>EUR</u>
ZFLX067	Flex inox plastificato Ø 14 mm x 42 cm per art. 176 PVC coated stainless steel hose Ø 14 mm x 42 cm for art. 176	CR	




		<u>Finiture - Finishes</u>	<u>EUR</u>
ZFLX086	Set 5 flex inox per miscelatore bordo vasca artt. 040-041 Set of 5 stainless steel hoses for artt. 040-041	CR	
ZFLX093	Set 5 flex inox con valvolina per miscelatore art. 044 Set of 5 stainless steel hoses with valve for art. 044	CR	



		<u>Finiture - Finishes</u>	<u>EUR</u>
ZGHI010	Ghiera ferma cartuccia per artt.010-015-018-019-022-023-026-040-041-168-168D-168R / BOX010-015 Cartridge fastening ring nut for artt.010-015-018-019-022-023-026-040-041-168-168D-168R / BOX010-015		
ZGHI011	Ghiera ferma cartuccia per artt. 061-061K-065-071-071K-075-081-081K-085-104-105-106-131-131K-135-176-188-837-838-877-878-880 Cartridge fastening ring nut for artt. 061-061K-065-071-071K-075-081-081K-085-104-105-106-131-131K-135-176-188-837-838-877-878-880		










		<u>Finiture - Finishes</u>	<u>EUR</u>
ZGHI027	Ghiera per deviatore M37x1.5 per artt. 018-019 M37x1.5 ring nut for diverter for artt. 018-019		










		<u>Finiture - Finishes</u>	<u>EUR</u>
ZGHI030	Ghiera ferma cartuccia M30x1 per artt. 104-105-106 M30x1 cartridge fastening ring nut for artt. 104-105-106	CR	



		<u>Finiture - Finishes</u>	<u>EUR</u>
ZLEV098	Leva completa mod. CUBO per artt.010-015-018-019-040-041-022-023-026-168-168D-168R / BOX010-015 CUBO lever for artt. 010-015-018-019-040-041-022-023-026-168-168D-168R / BOX010-015	CR ST	
ZLEV173	Leva completa mod. CUBO per artt. 104-105-106 CUBO lever for artt. 104-105-106	CR ST	
ZPLA045	Bottone cromato Ø 9 mm Chrome plated Ø 9 mm button	CR	

		Finiture - Finishes	EUR
	ZLEV097	Leva completa mod. ASTA per artt.010-015-018-019-040-041-022-023-026-168-168D-168R / BOX010-015 ASTA lever for artt.010-015-018-019-040-041-022-023-026-168-168D-168R / BOX010-015	CR ST
	ZLEV101	Leva completa rovesciata mod. ASTA per artt. 176-837-838-877-878-880 Reverse ASTA lever for artt. 176-837-838-877-878-880	CR ST
	ZLEV116	Leva completa mod. ASTA per art. 091 ASTA lever for art. 091	CR ST
	ZLEV182	Leva completa mod. ASTA per artt. 104-105-106 ASTA lever for artt. 104-105-106	CR ST
	ZPLA045	Bottone cromato Ø 9 mm Chrome plated Ø 9 mm button	CR
<hr/>			
	ZLEV099	Leva completa mod. STANDARD per artt. 010-015-018-019-040-041 / BOX010-015 STANDARD lever for artt. 010-015-018-019-040-041 / BOX010-015	CR ST
	ZLEV100	Leva completa mod. STANDARD per artt. 061-061K-065-071-071K-075-104-105-106-131-131K-135-081-081K-085-188 STANDARD lever for artt. 061-061K-065-071-071K-075-104-105-106-131-131K-135-081-081K-085-188	CR ST
	ZPLA044	Bottone cromato Ø 6 mm con serigrafia R/B Chrome plated Ø 6 mm button with Red/Blue mark	CR
<hr/>			
	ZMANV089	Maniglia completa mod. PIATTA per artt. 003-004 PIATTA handle for artt. 003-004	CR
	ZMANV090	Maniglia completa mod. PIATTA per artt. 044-052-053-119 PIATTA handle for artt. 044-052-053-119	CR
	ZMANV091	Maniglia deviatore completa mod. PIATTA per art. 044 Diverter PIATTA handle for art. 044	CR
<hr/>			
	ZMAN131	Maniglia per cartuccia deviatore per art. 019 Complete handle for diverter cartridge for art. 019	CR ST
	ZMAN137	Maniglia per cartuccia deviatore per art. 018 Complete handle for diverter cartridge for art. 018	CR ST
<hr/>			
	ZPIA026	Piastra 1 foro con guarnizione per art. 010 / 110 x 110 mm One-hole wall plate with gasket for art. 010 / 110 x 110 mm	CR CR/M ST/M
	<div style="border: 1px solid black; padding: 5px;"> <p>* CR con piastra ABS _ CR/M-ST/M con piastra in Acciaio inox * CR with ABS wall plate _ CR/M-ST/M with Stainless steel wall plate</p> </div>		
<hr/>			
	ZPIA027	Piastra 2 fori con guarnizioni per art. 015 / L.120 x h.190 mm Two-hole wall plate with gaskets for art. 015 / L.120 x h.190 mm	CR CR/M ST/M
	<div style="border: 1px solid black; padding: 5px;"> <p>* CR con piastra ABS _ CR/M-ST/M con piastra in Acciaio inox * CR with ABS wall plate _ CR/M-ST/M with Stainless steel wall plate</p> </div>		
<hr/>			
	ZPIA049	Piastra con guarnizione per bocca artt. 003-004 / L.60 x h.50 mm Plate for wall mounted spout artt. 003-004 / L.60 x h.50 mm	CR
	ZPIA050	Piastra per maniglia vitone artt. 003-004 / L.60 x h.50 mm Plate for wall mounted handle artt. 003-004 / L.60 x h.50mm	CR

			Finiture - Finishes	EUR
	ZPIA073	Piastra rettangolare in ABS 1 foro con OR per art. BOX010 / 154x192 mm ABS rectangular one-hole wall plate with OR for art. BOX010 / 154x192mm	CR	
	ZPIA075	Piastra rettangolare in ABS 2 fori con OR per art. BOX015 / 154x192 mm ABS rectangular two-hole wall plate with OR for art. BOX015 / 154x192mm	CR	
	ZPIA153	Piastra rettangolare in acciaio inox 2 fori con OR per art. BOX015 / 154x192 mm Stainless steel rectangular two-hole wall plate with OR for art. BOX015 / 154x192mm	ST/M	
		* CR con piastra ABS _ ST/M con piastra in Acciaio inox * CR with ABS wall plate _ ST/M with Stainless steel wall plate		
	ZPIA091	Piastra con guarnizioni per miscelatore incasso (2 uscite) per art. 018 / L.120 x h.190 mm Wall plate with gaskets for concealed shower mixer (2 outlets) for art. 018 / L.120 x h.190 mm	CR CR/M ST/M	
	ZPIA090	Piastra con guarnizioni per miscelatore incasso (3 uscite) per art. 019 / L.120 x h.190 mm Wall plate with gaskets for concealed shower mixer (3 outlets) for art. 019 / L.120 x h.190 mm	CR CR/M ST/M	
		* CR con piastra ABS _ CR/M-ST/M con piastra in Acciaio inox * CR with ABS wall plate _ CR/M-ST/M with Stainless steel wall plate		
	ZPIA110	Piastra in acciaio inox 2 fori con guarnizioni per artt. 104-105-106 / L.250 x h.100 mm Two-hole stainless steel wall plate with gaskets for artt. 104-105-106 / L.250 x h.100 mm	CR ST	
	ZRAC022	Raccordo 1/2" con OR per artt. 168-168D 1/2" connection with OR for artt. 168-168D	CR ST	
	ZRAC084	Raccordo 3/4" con OR per art. 168R 3/4" connection with OR for art. 168R	CR ST	
	ZRAC048	Raccordo conico con aeratore per art. 176 Conical nut with aerator for art. 176	CR ST	
	ZSED001	Sede per miscelatori a parete Wall mounted single lever mixer seat	CR	



ZSET096 Set OR e fissaggio per canna per artt. 091-176-837-838-877-878-880
OR and fixing set for artt. 091-176-837-838-877-878-880

Finiture - Finishes **EUR**



ZVIT028 Cartuccia deviatore Ø 35 mm per art. 044
Diverter cartridge Ø 35 mm for art. 044

Finiture - Finishes **EUR**



ZVIT051 Vitone dischi ceramici 90° dx per artt. 003-004-044-052-053-091-119
1/4 clockwise turn ceramic disc valve for artt. 003-004-044-052-053-091-119

Finiture - Finishes **EUR**



ZVIT092 Cartuccia deviatore (2 uscite) Ø32 mm per art. 018
Diverter cartridge (2 outlets) Ø32 mm for art. 018

ZVIT091 Cartuccia deviatore (3 uscite) Ø32 mm per art. 019
Diverter cartridge (3 outlets) Ø32 mm for art. 019

Finiture - Finishes **EUR**

rock

GRINTA E GENTILEZZA

Il Rock fece irruzione nel mondo della musica, portando qualcosa di mai sentito prima, di accattivante, raccogliendo elementi classici e tradizionali ma producendo un feel nuovo e vivo.

Allo stesso modo la serie Rock nasce da un'esperienza di forma classica e discreta, ma elabora le sue linee per produrre qualcosa di geniale: le innovative geometrie impreziosiscono il contesto come un assolo arricchisce una melodia.

Questa serie si presenta con una grinta decisa, con energia e carattere, quasi aggressiva; eppure mitigato nel carattere dalle sue linee tondeggianti, che fondono in maniera armoniosa i volumi tondi e le linee rette.



GRIT AND KINDNESS

The ROCK broke into the world of music, bringing something never heard before, captivating, collecting classic and traditional elements but creating them new and alive.

Similarly the ROCK series is classic and discreet form of experience but draws its lines to produce something brilliant: innovative geometries embellish the context as a musical solo enriches a melody.


This collection presents itself as a determined grit, with energy and character, almost aggressive, but lightened by its rounded lines, mixing harmoniously round volumes and straight lines.



FINITURE FINISHES

La serie **ROCK** è disponibile nelle seguenti finiture:
ROCK range is available in the following finishes:

- | | |
|----|--|
| CR | cromato
chrome plated |
| ST | finitura steel looking
steel looking finish |

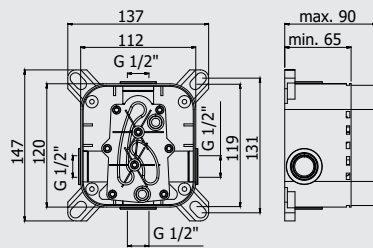


Video istruzioni Pbox
Pbox video instructions



*Da abbinare solo con
RO BOX010 - RO BOX015

*To be completed only with
RO BOX010 - RO BOX015



Set incasso universale per miscelatori doccia completo di:

- corpo incasso
- box

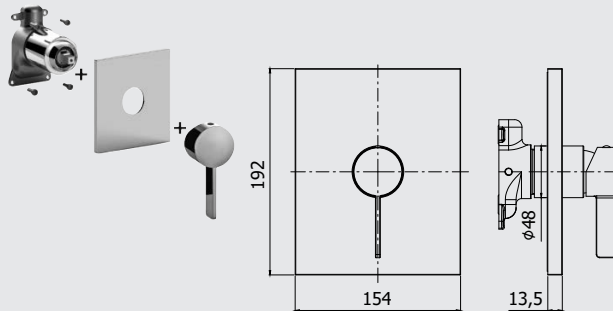
Universal concealed Box for mixers complete with:

- concealed body
- box

PBOX 001

Finiture - Finishes **EUR**

senza set esterno
without external set



*Da abbinare solo con
PBOX 001

*To be completed only with
PBOX 001

Set esterno miscelatore incasso doccia (1 uscita) completo di:

- corpo miscelatore
- piastra in ABS 154x192mm e leva

External set for concealed shower mixer (1 outlet) complete with:


- mixer body
- ABS wall plate 154x192mm and lever

RO BOX010..

Finiture - Finishes **EUR**

senza deviatore
without diverter

CR

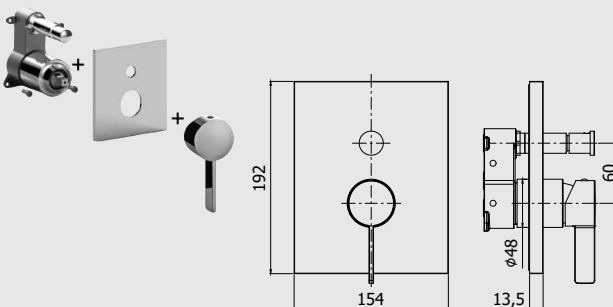


ZPRO BOX010..

Prolunga per art. BOX010

- H30mm
- Extension for art. BOX010
- H30mm

CR



*Da abbinare solo con
PBOX 001

*To be completed only with
PBOX 001

* CR con piastra ABS _ ST/M con piastra in Acciaio inox

* CR with ABS wall plate _ ST/M with Stainless steel wall plate

Set esterno miscelatore incasso doccia (2 uscite) completo di:

- corpo miscelatore
- piastra in ABS 154x192mm e leva

External set for concealed shower mixer (2 outlets) complete with:

- mixer body
- ABS wall plate 154x192mm and lever

RO BOX015..

Finiture - Finishes **EUR**

con deviatore a pulsante
with push diverter

**CR
ST/M**

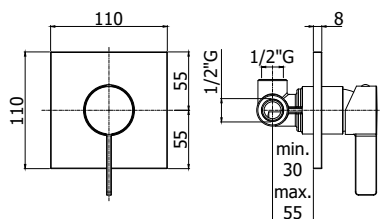


ZPRO BOX015..

Prolunga con deviatore per art. BOX015

- H30mm
- Extension with diverter for art. BOX015
- H30mm

**CR
ST**



Miscelatore incasso doccia (1 uscita) completo di:
 • piastra 110x110mm
 • attacchi 1/2\"/>

Concealed shower mixer (1 outlet) complete with:
 • wall plate 110x110mm
 • 1/2\"/>

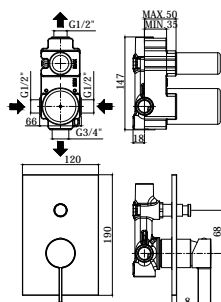
RO 010..	Finiture - Finishes	EUR
senza deviatore without diverter	CR CR/M ST/M	



ZPRO 013..	Finiture - Finishes	EUR
Prolunga per art. 010 • H43mm Extension for art. 010 • H43mm	CR ST	

* Per set incasso/esterno separati (v. capitolo Incassi Projects)
 * For concealed/external set divided (see Concealed mixer Projects chapter)


* CR con piastra ABS _ CR/M-ST/M con piastra in Acciaio inox
 * CR with ABS wall plate _ CR/M-ST/M with Stainless steel wall plate



Miscelatore incasso doccia (2 uscite) completo di:
 • piastra 120x190mm
 • attacchi calda/fredda e superiore 1/2\"/>

Concealed shower mixer (2 outlets) complete with:
 • wall plate 120x190mm
 • 1/2\"/>

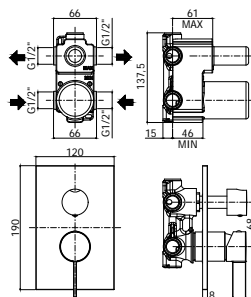
RO 015..	Finiture - Finishes	EUR
con deviatore a pulsante with push diverter	CR CR/M ST/M	



ZPRO 028..	Finiture - Finishes	EUR
Prolunga con deviatore per art. 015 • H30mm Extension with diverter for art. 015 • H30mm	CR ST	

* Per set incasso/esterno separati (v. capitolo Incassi Projects)
 * For concealed/external set divided (see Concealed mixer Projects chapter)

* CR con piastra ABS _ CR/M-ST/M con piastra in Acciaio inox
 * CR with ABS wall plate _ CR/M-ST/M with Stainless steel wall plate



Miscelatore incasso doccia (2 uscite) completo di:
 • piastra 120x190mm
 • attacchi 1/2\"/>

Concealed shower mixer (2 outlets) complete with:
 • wall plate 120x190mm
 • 1/2\"/>

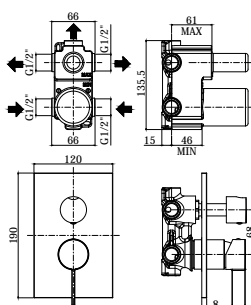
RO 018..	Finiture - Finishes	EUR
con cartuccia deviatore (2 uscite + 1 posizione combinata) with diverter cartridge (2 outlets + 1 combined position)	CR CR/M ST/M	



ZPRO 068..	Finiture - Finishes	EUR
Prolunga con deviatore per artt. 018-019 • H30mm Extension with diverter for artt. 018-019 • H30mm	CR ST	

* Per set incasso/esterno separati (v. capitolo Incassi Projects)
 * For concealed/external set divided (see Concealed mixer Projects chapter)

* CR con piastra ABS _ CR/M-ST/M con piastra in Acciaio inox
 * CR with ABS wall plate _ CR/M-ST/M with Stainless steel wall plate



Miscelatore incasso doccia (3 uscite) completo di:
 • piastra 120x190mm
 • attacchi 1/2\"/>

Concealed shower mixer (3 outlets) complete with:
 • wall plate 120x190mm
 • 1/2\"/>

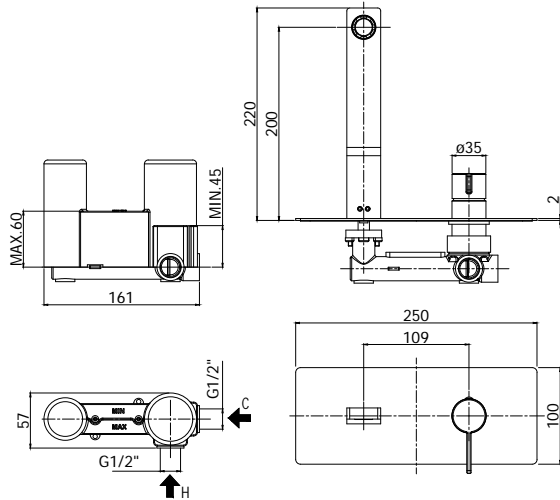
RO 019..	Finiture - Finishes	EUR
con cartuccia deviatore (3 uscite + 3 posizioni combinate) with diverter cartridge (3 outlets + 3 combined positions)	CR CR/M ST/M	



ZPRO 068..	Finiture - Finishes	EUR
Prolunga con deviatore per artt. 018-019 • H30mm Extension with diverter for artt. 018-019 • H30mm	CR ST	

* Per set incasso/esterno separati (v. capitolo Incassi Projects)
 * For concealed/external set divided (see Concealed mixer Projects chapter)

* CR con piastra ABS _ CR/M-ST/M con piastra in Acciaio inox
 * CR with ABS wall plate _ CR/M-ST/M with Stainless steel wall plate



Miscelatore incasso lavabo completo di:

- piastra in acciaio inox 250x100mm
- attacchi 1/2" G

Concealed single lever basin mixer complete with:

- stainless steel wall plate 250x100mm
- 1/2" G connections

RO 104..

con bocca e aeratore M24x1 - l. 150mm
with spout and aerator M24x1 - l. 150mm

Finiture - Finishes **EUR**

CR
ST

RO 105..

con bocca e aeratore M24x1 - l. 200mm
with spout and aerator M24x1 - l. 200mm

CR
ST

RO 106..

con bocca e aeratore M24x1 - l. 240mm
with spout and aerator M24x1 - l. 240mm

CR
ST



ZPRO 088..

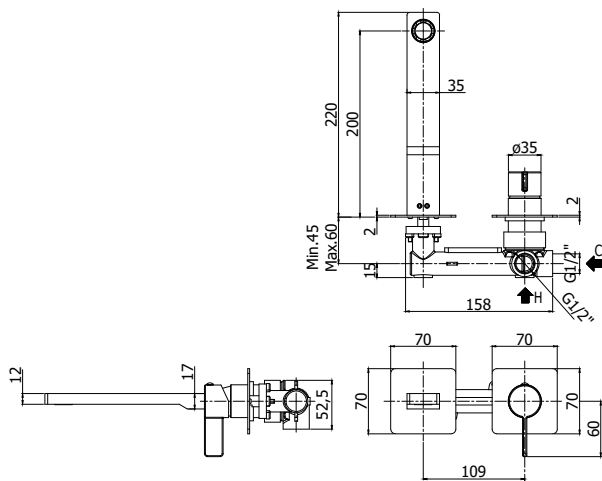
Prolunga per artt. 104-105-106

- H20mm

Extension for artt. 104-105-106

- H20mm

CR
ST



Miscelatore incasso lavabo completo di:

- piastre in acciaio inox 70x70mm
- attacchi 1/2" G

Concealed single lever basin mixer complete with:

- stainless steel wall plates 70x70mm
- 1/2" G connections

RO 104.. 70

con bocca e aeratore M24x1 - l. 150mm
with spout and aerator M24x1 - l. 150mm

Finiture - Finishes **EUR**

CR
ST

RO 105.. 70

con bocca e aeratore M24x1 - l. 200mm
with spout and aerator M24x1 - l. 200mm

CR
ST

RO 106.. 70

con bocca e aeratore M24x1 - l. 240mm
with spout and aerator M24x1 - l. 240mm

CR
ST



ZPRO 088..

Prolunga per artt. 104 . 70 -105 . . 70-106 . . 70

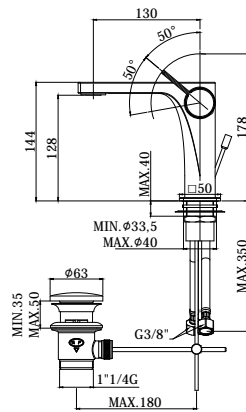
- H20mm

Extension for artt. 104 . 70 -105 . . 70-106 . . 70

- H20mm

CR
ST

rock



Miscelatore lavabo completo di:

- aeratore M24x1
- set 2 flessibili inox 3/8"G

Wash basin mixer complete with:

- aerator M24x1
- set of 2 stainless steel hoses 3/8"G

RO 071..

senza scarico
without pop up waste

Finiture - Finishes **EUR**

CR
ST

RO 071K..

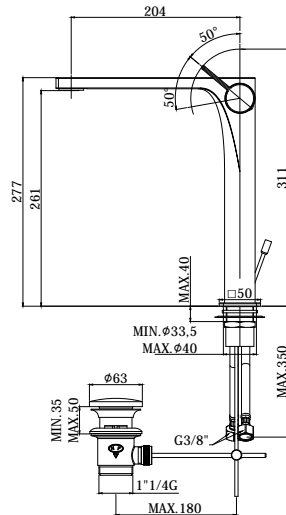
con scarico Clic-Clac 1"1/4G
with 1"1/4G Clic-Clac press top waste

CR

RO 075..

con scarico automatico 1"1/4G
with 1"1/4G pop up waste

CR
ST



Miscelatore lavabo prolungato completo di:

- aeratore M24x1
- set 2 flessibili inox 3/8"G

Tall wash basin mixer complete with:

- aerator M24x1
- set of 2 stainless steel hoses 3/8"G

RO 081..

senza scarico
without pop up waste

Finiture - Finishes **EUR**

CR
ST

RO 081K..

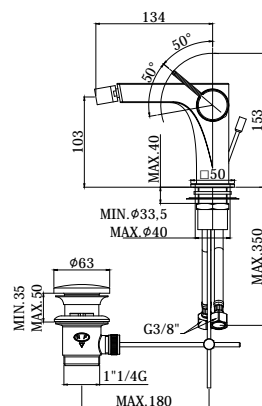
con scarico Clic-Clac 1"1/4G
with 1"1/4G Clic-Clac press top waste

CR

RO 085..

con scarico automatico 1"1/4G
with 1"1/4G pop up waste

CR
ST



Miscelatore bidet completo di:

- snodo e aeratore M24x1
- set 2 flessibili inox 3/8"G

Bidet mixer complete with:

- swivel joint and aerator M24x1
- set of 2 stainless steel hoses 3/8"G

RO 131..

senza scarico
without pop up waste

Finiture - Finishes **EUR**

CR
ST

RO 131K..

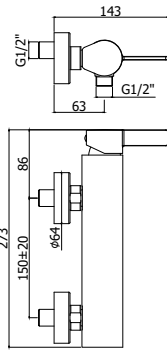
con scarico Clic-Clac 1"1/4G
with 1"1/4G Clic-Clac press top waste

CR

RO 135..

con scarico automatico 1"1/4G
with 1"1/4G pop up waste

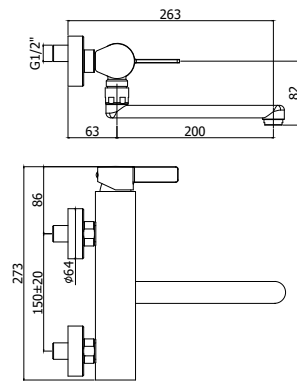
CR
ST



Miscelatore doccia completo di:
 • set 2 eccentrici 1/2"x3/4"G e rosoni
 Shower mixer complete with:
 • set of 2 S-wall-unions 1/2"x3/4"G and wall-plates

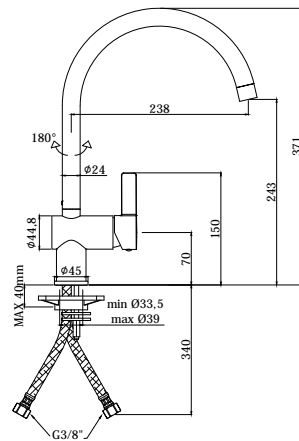
RO 168.. Finiture - Finishes **EUR**
 senza set doccia **CR**
 • con attacco inferiore 1/2"G **ST**
 without shower set
 • with 1/2"G lower connection

RO 168D.. Finiture - Finishes **EUR**
 con supporto a muro snodato in ABS **CR**
 • con doccia e flessibile **ST**
 with ABS joint wall bracket
 • with hand-shower and flexible hose



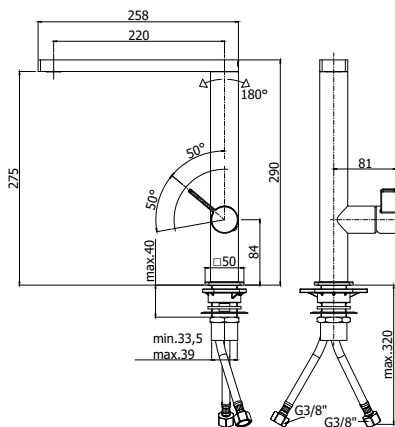
Miscelatore lavello a muro completo di:
 • aeratore M24x1
 • attacchi 1/2"G
 Wall sink mixer complete with:
 • aerator M24x1
 • 1/2"G connections

RO 161.. Finiture - Finishes **EUR**
 con canna tubo diritta orientabile - **CR**
 l.200mm **ST**
 with swivel tube straight spout - l.200mm



Miscelatore lavello monoforo completo di:
 • aeratore M22x1F
 • set 2 flessibili inox 3/8"G
 One-hole sink mixer complete with:
 • aerator M22x1F
 • set of 2 stainless steel hoses 3/8"G

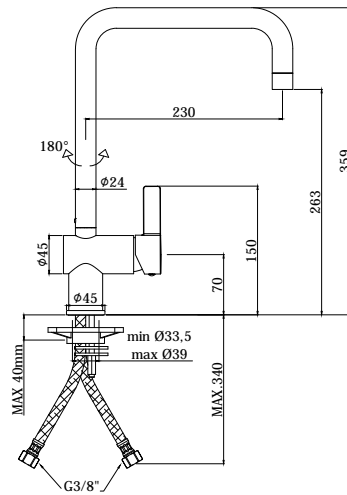
RO 180.. Finiture - Finishes **EUR**
 con canna orientabile **CR**
 with swivelling spout **ST**



Miscelatore lavello monoforo completo di:
 • aeratore M24x1 Slim air
 • set 2 flessibili inox 3/8"G
 One-hole sink mixer complete with:
 • aerator M24x1 Slim air
 • set of 2 stainless steel hoses 3/8"G

RO 987.. Finiture - Finishes **EUR**
 con canna orientabile **CR**
 with swivelling spout **ST**

rock



Miscelatore lavello monoforo completo di:

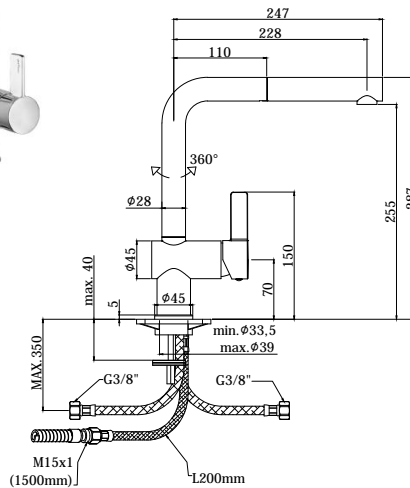
- aeratore M22x1
- set 2 flessibili inox 3/8" G

One-hole sink mixer complete with:

- aerator M22x1
- set of 2 stainless steel hoses 3/8" G

RO 980..
con canna orientabile
with swivelling spout

Finiture - Finishes	EUR
CR	
ST	



Miscelatore lavello monoforo con canna orientabile completo di:

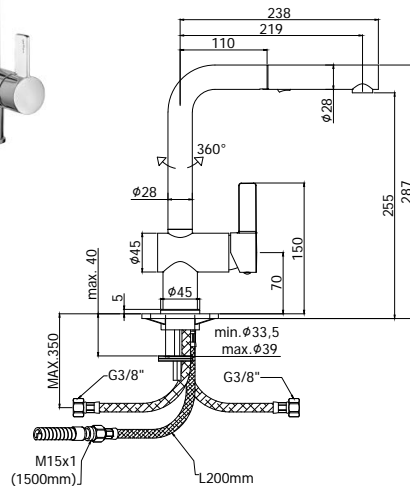
- set 2 flessibili inox 3/8" G
- 1 flessibile inox M15x1
- 1 flessibile nylon 1/2" G x M15x1 cm. 150 con piombo

One-hole sink mixer with swivelling spout complete with:

- set of 2 stainless steel hoses 3/8" G
- 1 stainless steel hose M15x1
- 1/2"-M15x1 / L.1500 mm nylon hose with weight

RO 185..
con doccia estraibile (monogetto) in ABS
with (single spray) ABS pull out hand-shower

Finiture - Finishes	EUR
CR	



Miscelatore lavello monoforo con canna orientabile completo di:

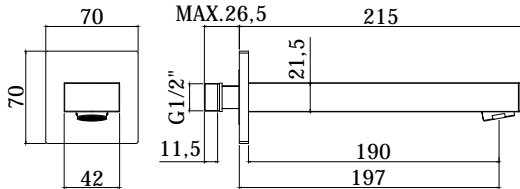

- set 2 flessibili inox 3/8" G
- 1 flessibile inox M15x1
- 1 flessibile nylon 1/2" G x M15x1 cm. 150 con piombo

One-hole sink mixer with swivelling spout complete with:

- set of 2 stainless steel hoses 3/8" G
- 1 stainless steel hose M15x1
- 1/2"-M15x1 / L.1500 mm nylon hose with weight

RO 285..
con doccia estraibile (2 getti) in ABS
with (two-spray) ABS pull out hand-shower

Finiture - Finishes	EUR
CR	
ST	



Bocca a muro completa di:

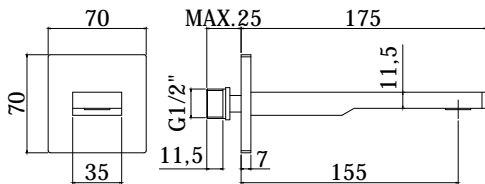
- aeratore M28x1
- piastra in metallo 70x70mm
- attacco 1/2"G

Wall spout complete with:

- aerator M28x1
- metal wall plate 70x70mm
- 1/2"G connection

ZBOC 111.
 con lunghezza l. 197mm
 • larghezza l. 42mm
 with length l. 197mm
 • width l. 42mm

Finiture - Finishes **EUR**
 CR
 ST



Bocca a muro completa di:

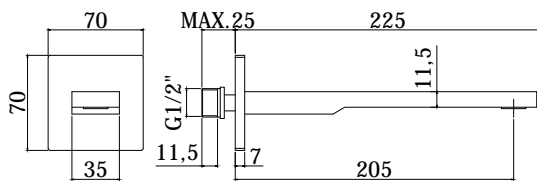
- aeratore M24x1 Slim air
- piastra in metallo 70x70mm
- attacco 1/2"G

Wall spout complete with:

- aerator M24x1 Slim air
- metal wall plate 70x70mm
- 1/2"G connection

ZBOC 120.
 con lunghezza l. 155mm
 • larghezza l. 35mm
 with length l. 155mm
 • width l. 35mm

Finiture - Finishes **EUR**
 CR
 ST



Bocca a muro completa di:

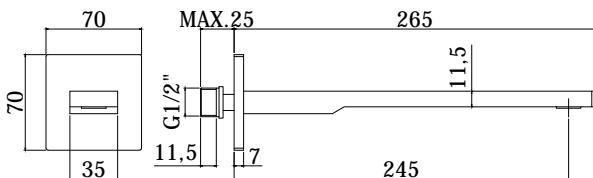
- aeratore M24x1 Slim air
- piastra in metallo 70x70mm
- attacco 1/2"G

Wall spout complete with:

- aerator M24x1 Slim air
- metal wall plate 70x70mm
- 1/2"G connection

ZBOC 121.
 con lunghezza l. 205mm
 • larghezza l. 35mm
 with length l. 205mm
 • width l. 35mm

Finiture - Finishes **EUR**
 CR
 ST



Bocca a muro completa di:

- aeratore M24x1 Slim air
- piastra in metallo 70x70mm
- attacco 1/2"G

Wall spout complete with:

- aerator M24x1 Slim air
- metal wall plate 70x70mm
- 1/2"G connection

ZBOC 122.
 con lunghezza l. 245mm
 • larghezza l. 35mm
 with length l. 245mm
 • width l. 35mm

Finiture - Finishes **EUR**
 CR
 ST



ZA91104R Cartuccia completa Ø 35 mm senza distributore con regolazione per artt. 001-010-015-018-019-022-023-026-040-041-161-168-168D / BOX010-015
Complete cartridge Ø 35 mm without distributor with regulation for artt. 001-010-015-018-019-022-023-026-040-041-161-168-168D / BOX010-015

ZA91151 Cartuccia completa Ø 35 mm senza distributore per artt. 180-185-285-980
Complete cartridge Ø 35 mm without distributor for artt. 180-185-285-980

Finiture - Finishes EUR



ZA91140 Cartuccia completa Ø 25 mm per artt. 071-071K-075-081-081K-085-131-131K-135
Complete cartridge Ø 25mm for artt. 071-071K-075-081-081K-085-131-131K-135

Finiture - Finishes EUR



ZA91231 Cartuccia completa Ø 25 mm per artt. 104-104..70-105-105..70-106-106..70-987
Complete cartridge Ø 25mm for artt. 104-104..70-105-105..70-106-106..70-987

Finiture - Finishes EUR



ZACC146 Valvolina antiritorno Ø15 mm per artt. ZDEV003-ZDOC083-ZRAC022
Check-valve Ø15 mm for artt. ZDEV003-ZDOC083-ZRAC022

ZACC232 Valvolina antiritorno Ø14 mm per doccia per artt. ZDOC084-ZDOC107
Check-valve Ø14 mm for shower for artt. ZDOC084-ZDOC107

Finiture - Finishes EUR



ZAER003 Aeratore Ø 28x1M per artt. 001-022-023-026-ZBOC111
Aerator Ø 28x1M for artt. 001-022-023-026-ZBOC111

ZAER033 Aeratore Ø 22x1F per artt. 180-980
Aerator Ø 22x1F for artt. 180-980

Finiture - Finishes EUR

CR
ST

CR
ST



ZAER077 Snodo con aeratore Ø 18 per artt. 131-131K-135
Joint with aerator Ø 18 for artt. 131-131K-135

Finiture - Finishes EUR

CR
ST



ZAER090 Aeratore M24x1 SLIM AIR con chiavetta per artt. 071-071K-075-081-081K-085-104-104..70-105-105..70-106-106..70-987 / ZBOC108-ZBOC109-ZBOC110-ZBOC120-ZBOC121-ZBOC122

SLIM AIR Aerator M24x1 with key for artt. 071-071K-075-081-081K-085-104-104..70-105-105..70-106-106..70-987 / ZBOC108-ZBOC109-ZBOC110-ZBOC120-ZBOC121-ZBOC122

Finiture - Finishes EUR



ZAST046 Asta pomolo snodino Ø 4 mm piegata per artt. 075-085-135
Bent rod Ø 4 mm with knob for artt. 075-085-135








ZAST023 Snodo in ABS per asta scarico per artt. 075-085-135
ABS articulation for rod connection for artt. 075-085-135










Finiture - Finishes EUR









CR
ST

		Finiture - Finishes	EUR
	ZBAS082	Basetta per artt. 180-185-285-980 Brass base for artt. 180-185-285-980	CR ST
	<hr/>		
	ZBAS085	Set basetta con gambo e fissaggio per artt. 040-041 Brass base with threaded stem and fixing kit for artt. 040-041	CR ST
	<hr/>		
	ZBAS108	Basetta per artt. 071-071K-075-081-081K-085-131-131K-135-987 Brass base for artt. 071-071K-075-081-081K-085-131-131K-135-987	CR ST
	ZBAS107	Basetta per corpo miscelatore bordo vasca artt. 040-041 Brass base for mixer body on artt. 040-041	CR ST
<hr/>			
	ZBOC039	Bocca bordo vasca con basetta e fissaggio per art. 040 Deck mounted spout with brass ring base and fixing set for art. 040	CR ST
	ZBAS055	Basetta in ottone per bocca bordo vasca per art. 040 Brass base for deck mounted spout for art. 040	CR ST
<hr/>			
	ZBOC065	Bocca standard con aeratore per art. 001 - l.192 mm Standard spout with aerator for art. 001 - l.192 mm	CR ST
	ZBOC098	Bocca con aeratore compatibile con art. 001 - l.120 mm Spout with aerator compatible with art. 001 - l.120 mm	CR ST
	ZBOC099	Bocca con aeratore compatibile con art. 001 - l.240 mm Spout with aerator compatible with art. 001 - l.240 mm	CR ST
<hr/>			
	ZBOC110	Bocca con aeratore compatibile con artt. 104-104.70 - l.150 mm Spout with aerator compatible with artt. 104-104.70 - l.150 mm	CR ST
	ZBOC108	Bocca standard con aeratore per artt. 105-105.70 - l.200 mm Standard spout with aerator for artt. 105-105.70 - l.200 mm	CR ST
	ZBOC109	Bocca con aeratore compatibile con artt. 106-106.70 - l.240 mm Spout with aerator compatible with artt. 106-106.70 - l.240 mm	CR ST
<hr/>			
	ZCAL007	Calotta per miscelatori a parete per artt. 022-023-026-161-168-168D Nut for wall mounted mixers for artt. 022-023-026-161-168-168D	CR ST
	<hr/>		
	ZCANAO23	Canna tubo diritta con aeratore interasse 200 mm per art. 161 Straight tube spout with aerator for art. 161, distance between centres 200 mm	CR ST

rock ricambi - spare parts

			<u>Finiture - Finishes</u>	<u>EUR</u>
	ZCANA109	Canna tubo TONDA ombrello completa di aeratore e raccordo per art. 180 ROUND tube spout with aerator for art. 180	CR ST	
	ZCANA110	Canna TONDA 2 pieghe per art. 980 ROUND tube spout with aerator for art. 980	CR ST	
	ZCAN201	Canna Ø28 senza raccordo con boccola per artt. 185-285 Ø28 spout for artt. 185-285	CR ST	
	ZCAP034	Cappuccio sottoleva in metallo per artt. 001-010-015-018-019-022-023-026-040-041-071-071K-075-081-081K-085-131-131K-135- 161-168D-180-185-285-980 / BOX010-015 Metal under lever cap for artt. 001-010-015-018-019-022-023-026-040-041-071-071K- 075-081-081K-085-131-131K-135-161-168D-180-185-285-980 / BOX010-015	CR ST	
	ZCAP062	Cappuccio sottoleva in metallo per artt. 104-104..70-105-105..70-106-106..70-987 Metal under lever cap for artt. 104-104..70-105-105..70-106-106..70-987	CR ST	
	ZCAP066	Cappuccio per deviatore per artt. 018-019 Cover for diverter for artt. 018-019	CR ST	
	ZDEV003	Deviatore completo per miscelatore vasca artt. 022-023-026 Diverter for bath/shower mixer artt. 022-023-026	CR ST	
	ZDEV007	Deviatore completo per miscelatore bordo vasca artt. 040-041 Diverter for deck mounted bath mixer artt. 040-041	CR ST	
	ZDEV048	Deviatore completo per miscelatore incasso artt. 001-015 Diverter for concealed mixer artt. 001-015	CR ST	

		Finiture - Finishes	EUR
	ZDEV100 Deviatore completo per tutti gli artt. BOX015 Complete diverter for all artt. BOX015	CR	
	ZDOC083 Doccia monogetto in ABS con valvolina antiritorno per artt. 185 ABS fix-spray pull out hand-shower with check-valve for artt. 185	CR	
	ZAER102 Aeratore Ø 24 per artt. ZDOC083 Aerator Ø 24 for artt. ZDOC083	CR	
	ZDOC084 Doccia 2 getti in ABS con valvolina antiritorno per artt. 285 two-spray ABS pull out hand-shower with check-valve for artt. 285	ST	
	ZAER050 Aeratore a scomparsa Ø 16,5x1M per artt. ZDOC084 Hidden aerator Ø 16,5x1M for artt. ZDOC084		
	ZDOC107 Doccia 2 getti in ABS con valvolina antiritorno per artt. 285 two-spray ABS pull out hand-shower with check-valve for artt. 285	CR	
	ZAER111 Aeratore a scomparsa per artt. ZDOC107 Hidden aerator for artt. ZDOC107		
	ZDOC117 Doccia PREMIUM (monogetto) in metallo per artt. 001-023-026-033-040-041-168D-268D PREMIUM metal hand-shower (single-spray) for artt. 001-023-026-033-040-041-168D-268D	CR ST	
	ZECC029 Eccentrico con rosone 1/2"x 3/4" per miscelatori a parete Adjustable centre 1/2"x 3/4" for wall mounted mixers	CR ST	
	ZFIS008/140 Set fissaggio per artt. 180-980 Fixing set for artt. 180-980		
	ZFIS068/140 Set fissaggio per artt. 185-285 Fixing set for artt. 185-285		
	ZFIS028 Set fissaggio per miscelatore bordo vasca artt. 040-041 Fixing set for mixer artt. 040-041		

			Finiture - Finishes	EUR
	ZFIS121	Fissaggio 3/4 per bocca bordo vasca per art. 040 3/4 fixing kit for deck mounted spout for art. 040		
	ZFIS122	Fissaggio per base doccia per artt. 040-041 Fixing kit for shower base for artt. 040-041		
<hr/>				
	ZFIS141	Set fissaggio per artt. 071-071K-075-081-081K-085-131-131K-135-987 Fixing set for artt. 071-071K-075-081-081K-085-131-131K-135-987	Finiture - Finishes	EUR
<hr/>				
	ZFLO001	Flessibile 1500 mm doppia aggraffatura e calotta conica per art. 168D Flexible hose 1500 mm double interlock and conical nut for art. 168D	Finiture - Finishes	EUR
	ZFLO018	Flessibile 1500 mm doppia aggraffatura e doppia calotta conica per artt. 001-023-026 Flexible hose 1500 mm double interlock and double conical nut for artt. 001-023-026	CR ST	
	ZFLO075	Flessibile 150 cm Lusso con calotta conica girevole per art. 168D Luxury twist-free brass flexible hose 150 cm with conical nut for art. 168D	ST	
<hr/>				
	ZFLO009	Flessibile ottone doppia aggraffatura F1/2" - M15x1 mm.1500 con calotta conica e peso ecologico per artt. 040-041 F1/2" - M15x1 mm.1500 twist-free double interlock brass flexible hose with conical nut and weight for artt. 040-041	Finiture - Finishes	EUR
	ZFLO063	Flex nylon 1500 mm con peso ecologico 1 calotta girevole per artt. 185-285 1500 mm nylon hose with weight with twist-free conical nut for artt. 185-285	CR ST	
<hr/>				
	ZFLX086	Set 5 flex inox per miscelatore bordo vasca artt. 040-041 Set of 5 stainless steel hoses for artt. 040-041	Finiture - Finishes	EUR
<hr/>				
	ZFLX095	Set flessibili inox F3/8" (3 pezzi) per artt. 185-285 Set of 3 stainless steel hoses F3/8" for artt. 185-285	Finiture - Finishes	EUR
	ZFLX101	Set 2 flex inox SOFT PEX F3/8 450 mm per artt. 180-980 Set of 2 F3/8 stainless steel hoses 450 mm SOFT PEX for artt. 180-980	CR	
	ZFLX102	Set 2 flex inox SOFT PEX F3/8 cm. 45 per artt. 071-071K-075-131-131K-135-987 Set of 2 F3/8 stainless steel hoses cm. 45 SOFT PEX for artt. 071-071K-075-131-131K-135-987	CRPX	
<hr/>				
	ZFLX140	Set 2 flex inox SOFT PEX F3/8 cm. 60 per artt. 081-081K-085 Set of 2 F3/8 stainless steel hoses cm. 60 SOFT PEX for artt. 081-081K-085	Finiture - Finishes	EUR
<hr/>				
	ZGHI010	Ghiera ferma cartuccia per artt. 001-010-015-018-019-022-023-026-040-041-161-168-180-185-285-980 / BOX010-015 Cartridge fastening ring nut for artt. 001-010-015-018-019-022-023-026-040-041-161-168-180-185-285-980 / BOX010-015	Finiture - Finishes	EUR
	ZGHI011	Ghiera ferma cartuccia M30x1 per artt. 104-104..70-105-105..70-106-106..70-987 M30x1 cartridge fastening ring nut for artt. 104-104..70-105-105..70-106-106..70-987		

Finiture - Finishes EUR




ZGHI027 Ghiera per deviatore M37x1.5 per artt. 018-019
M37x1.5 ring nut for diverter for artt. 018-019

Finiture - Finishes EUR




ZGHI029 Ghiera ferma cartuccia M30x1 per artt. 071-071K-075-081-081K-085-131-131K-135
M30x1 cartridge fastening ring nut for artt. 071-071K-075-081-081K-085-131-131K-135



ZGHI030 Ghiera ferma cartuccia M30x1 per artt. 104-104..70-105-105..70-106-106..70
M30x1 cartridge fastening ring nut for artt. 104-104..70-105-105..70-106-106..70

Finiture - Finishes EUR
CR




ZLEV177 Leva completa Rock per artt. 001-010-015-018-019-022-023-026-040-041-161-168-168D-180-185-285-980 / BOX010-015
Rock lever for artt. 001-010-015-018-019-022-023-026-040-041-161-168-168D-180-185-285-980 / BOX010-015

ZLEV178 Leva completa Rock per artt. 071-071K-075-081-081K-085-104-104..70-105-105..70-106-106..70-131-131K-135-987
Rock lever for artt. 071-071K-075-081-081K-085-104-104..70-105-105..70-106-106..70-131-131K-135-987

Finiture - Finishes EUR
CR
ST

CR
ST



ZMAN130 Maniglia per cartuccia deviatore per art. 019
Complete handle for diverter cartridge for art. 019

ZMAN138 Maniglia per cartuccia deviatore per art. 018
Complete handle for diverter cartridge for art. 018

Finiture - Finishes EUR
CR
ST


CR
ST



ZPIA026 Piastra 1 foro con guarnizione per art. 010 / 110 x 110 mm
One-hole wall plate with gasket for art. 010 / 110 x 110 mm

* CR con piastra ABS _ CR/M-ST/M con piastra in Acciaio inox
* CR with ABS wall plate _ CR/M-ST/M with Stainless steel wall plate

Finiture - Finishes EUR
CR
CR/M
ST/M



ZPIA027 Piastra 2 fori con guarnizioni per art. 015 / L.120 x h.190 mm
Two-hole wall plate with gaskets for art. 015 / L.120 x h.190 mm

* CR con piastra ABS _ CR/M-ST/M con piastra in Acciaio inox
* CR with ABS wall plate _ CR/M-ST/M with Stainless steel wall plate









Finiture - Finishes EUR
CR
CR/M
ST/M



ZPIA056 Piastra 4 fori in acciaio inox con guarnizioni per art. 001 / L.350 x h.120 mm
Four-hole stainless steel wall plate with gaskets for art. 001 / L.350 x h.120 mm

Finiture - Finishes EUR
CR
ST

rock ricambi - spare parts

			Finiture - Finishes	EUR
	ZPIA073	Piastra rettangolare in ABS 1 foro con OR per art. BOX010 / 154x192 mm ABS rectangular one-hole wall plate with OR for art. BOX010 / 154x192mm	CR	
	ZPIA075	Piastra rettangolare in ABS 2 fori con OR per art. BOX015 / 154x192 mm ABS rectangular two-hole wall plate with OR for art. BOX015 / 154x192mm	CR	
	ZPIA153	Piastra rettangolare in acciaio inox 2 fori con OR per art. BOX015 / 154x192 mm Stainless steel rectangular two-hole wall plate with OR for art. BOX015 / 154x192mm	ST/M	
		* CR con piastra ABS _ ST/M con piastra in Acciaio inox * CR with ABS wall plate _ ST/M with Stainless steel wall plate		
	ZPIA091	Piastra con guarnizioni per miscelatore incasso (2 uscite) per art. 018 / L.120 x h.190 mm Wall plate with gaskets for concealed shower mixer (2 outlets) for art. 018 / L.120 x h.190 mm	CR CR/M ST/M	
	ZPIA090	Piastra con guarnizioni per miscelatore incasso (3 uscite) per art. 019 / L.120 x h.190 mm Wall plate with gaskets for concealed shower mixer (3 outlets) for art. 019 / L.120 x h.190 mm	CR CR/M ST/M	
		* CR con piastra ABS _ CR/M-ST/M con piastra in Acciaio inox * CR with ABS wall plate _ CR/M-ST/M with Stainless steel wall plate		
	ZPIA108	Piastra in acciaio inox con guarnizione per miscelatore per artt. 104..70-105..70-106..70 / 70 x 70 mm One-hole stainless steel wall plate with gasket for mixer for artt. 104..70-105..70-106..70 / 70 x 70 mm	CR ST	
	ZPIA109	Piastra in acciaio inox con guarnizione per bocca per artt. 104..70-105..70-106..70 / 70 x 70 mm One-hole stainless steel wall plate with gasket for spout for artt. 104..70-105..70-106..70 / 70 x 70 mm	CR ST	
	ZPIA110	Piastra in acciaio inox 2 fori con guarnizioni per artt. 104-105-106 / L.250 x h.100 mm Two-hole stainless steel wall plate with gaskets for artt. 104-105-106 / L.250 x h.100 mm	CR ST	
	ZRAC016	Raccordo per art. 987 Connection for art. 987	CR	
	ZRAC078	Raccordo per artt. 180-980 Connection for artt. 180-980	CR	



ZRAC022 Raccordo 1/2" con OR per artt. 001-168-168D
1/2" connection with OR for artt. 001-168-168D

Finiture - Finishes **EUR**

CR
ST



ZRAC082 Raccordo con guarnizioni per artt. 185-285
Connection for spout for artt. 185-285

Finiture - Finishes **EUR**

CR



ZRAC084 Raccordo 3/4" con OR per art. 161
3/4" connection with OR for art. 161

Finiture - Finishes **EUR**

CR
ST



ZSED001 Sede per miscelatori a parete per artt. 022-023-026-161-168-168D
Wall mounted single lever mixer seat for artt. 022-023-026-161-168-168D

Finiture - Finishes **EUR**

CR



ZVIT092 Cartuccia deviatore (2 uscite) Ø32 mm per art. 018
Diverter cartridge (2 outlets) Ø32 mm for art. 018

ZVIT091 Cartuccia deviatore (3 uscite) Ø32 mm per art. 019
Diverter cartridge (3 outlets) Ø32 mm for art. 019

Finiture - Finishes **EUR**

tilt

MORBIDEZZA

I riflessi ricercati di questa collezione si alternano ai profili morbidi e alle superfici lineari facendosi accarezzare dalla luce e apparendo molto luminosi.

Questa linea è caratterizzata da una delicatezza formale che esprime praticità in condotta minimal.



SOFTNESS

The refined reflections of this collection alternate with soft profiles and linear surfaces, allowing themselves to be caressed by the light, appearing very bright.

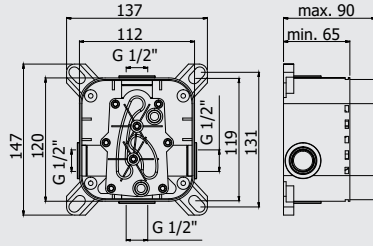

This line is characterized by a formal delicacy that expresses practicality.



FINITURE FINISHES

La serie **TILT** è disponibile nelle seguenti finiture:
TILT range is available in the following finishes:

CR	cromato <i>chrome plated</i>
BO	finitura bianco opaco <i>matt white finish</i>
NO	finitura nero opaco <i>matt black finish</i>
ST	finitura steel looking <i>steel looking finish</i>



Video istruzioni Pbox
Pbox video instructions



*Da abbinare solo con
TI BOX010 - TI BOX015

*To be completed only with
TI BOX010 - TI BOX015

Set incasso universale per miscelatori doccia completo di:

- corpo incasso
- box

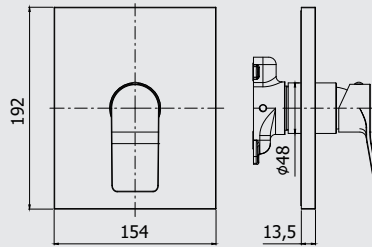

Universal concealed Box for mixers complete with:

- concealed body
- box

PBOX 001

Finiture - Finishes **EUR**

senza set esterno
without external set



*Da abbinare solo con
PBOX 001

*To be completed only with
PBOX 001

Set esterno miscelatore incasso doccia (1 uscita) completo di:

- corpo miscelatore
- piastra in ABS 154x192mm e leva

External set for concealed shower mixer (1 outlet) complete with:


- mixer body
- ABS wall plate 154x192mm and lever

TI BOX010..

Finiture - Finishes **EUR**

senza deviatore
without diverter

CR

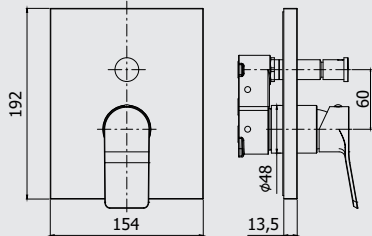
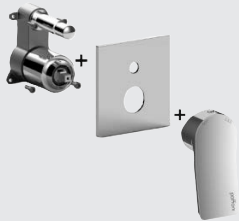


ZPRO BOX010..

Prolunga per art. BOX010

- H30mm
- Extension for art. BOX010
- H30mm

CR



*Da abbinare solo con
PBOX 001

*To be completed only with
PBOX 001

Set esterno miscelatore incasso doccia (2 uscite) completo di:

- corpo miscelatore
- piastra in ABS 154x192mm e leva

External set for concealed shower mixer (2 outlets) complete with:

- mixer body
- ABS wall plate 154x192mm and lever

TI BOX015..

Finiture - Finishes **EUR**

con deviatore a pulsante
with push diverter

**CR
BO/M
NO/M
ST/M**



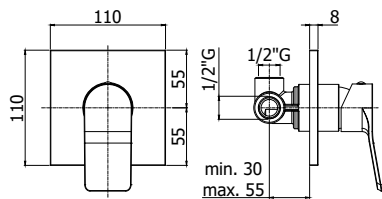
ZPRO BOX015..

Prolunga con deviatore per art. BOX015

- H30mm
- Extension with diverter for art. BOX015
- H30mm

**CR
BO
NO
ST**

* CR con piastra ABS _ BO/M-NO/M-ST/M con piastra in Acciaio inox
* CR with ABS wall plate _ BO/M-NO/M-ST/M with Stainless steel wall plate



Miscelatore incasso doccia (1 uscita) completo di:
 • piastra 110x110mm
 • attacchi 1/2" G
 Concealed shower mixer (1 outlet) complete with:
 • wall plate 110x110mm
 • 1/2" G connections

TI 010..	Finiture - Finishes	EUR
senza deviatore without diverter	CR CR/M BO/M NO/M ST/M	

* Per set incasso/esterno separati (v. capitolo Incassi Projects)

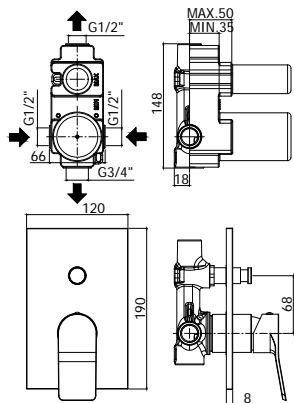
* For concealed/external set divided (see Concealed mixer Projects chapter)

* CR con piastra ABS _ CR/M-BO/M-NO/M-ST/M con piastra in Acciaio inox

* CR with ABS wall plate _ CR/M-BO/M-NO/M-ST/M with Stainless steel wall plate



ZPRO 013..	Finiture - Finishes	EUR
Prolunga per art. 010 • H43mm Extension for art. 010 • H43mm	CR BO NO ST	



Miscelatore incasso doccia (2 uscite) completo di:
 • piastra 120x190mm
 • attacchi calda/fredda e superiore 1/2" G - attacco inferiore 3/4" G
 Concealed shower mixer (2 outlets) complete with:
 • wall plate 120x190mm
 • 1/2" G hot/cold and upper connections - 3/4" G lower connection

TI 015..	Finiture - Finishes	EUR
con deviatore a pulsante with push diverter	CR CR/M BO/M NO/M ST/M	

* Per set incasso/esterno separati (v. capitolo Incassi Projects)

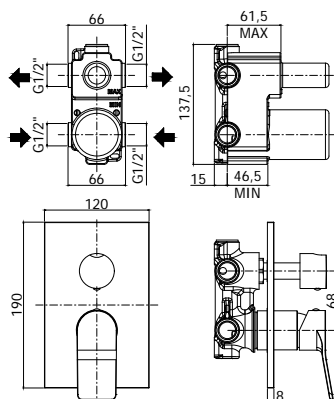
* For concealed/external set divided (see Concealed mixer Projects chapter)

* CR con piastra ABS _ CR/M-BO/M-NO/M-ST/M con piastra in Acciaio inox

* CR with ABS wall plate _ CR/M-BO/M-NO/M-ST/M with Stainless steel wall plate



ZPRO 028..	Finiture - Finishes	EUR
Prolunga con deviatore per art. 015 • H30mm Extension with diverter for art. 015 • H30mm	CR BO NO ST	



Miscelatore incasso doccia (2 uscite) completo di:
 • piastra 120x190mm
 • attacchi 1/2" G
 Concealed shower mixer (2 outlets) complete with:
 • wall plate 120x190mm
 • 1/2" G connections


TI 018..	Finiture - Finishes	EUR
con cartuccia deviatore (2 uscite + 1 posizione combinata) with diverter cartridge (2 outlets + 1 combined position)	CR CR/M BO/M NO/M ST/M	

* Per set incasso/esterno separati (v. capitolo Incassi Projects)

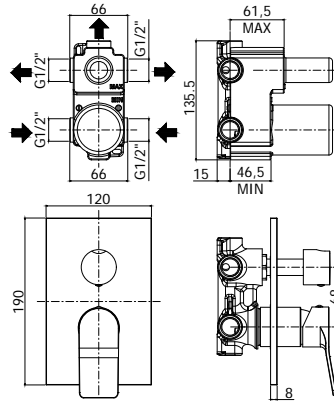
* For concealed/external set divided (see Concealed mixer Projects chapter)

* CR con piastra ABS _ CR/M-BO/M-NO/M-ST/M con piastra in Acciaio inox

* CR with ABS wall plate _ CR/M-BO/M-NO/M-ST/M with Stainless steel wall plate



ZPRO 068..	Finiture - Finishes	EUR
Prolunga con deviatore per artt. 018-019 • H30mm Extension with diverter for artt. 018-019 • H30mm	CR BO NO ST	



* Per set incasso/esterno separati (v. capitolo Incassi Projects)

* For concealed/external set divided (see Concealed mixer Projects chapter)

* CR con piastra ABS _ CR/M-BO/M-NO/M-ST/M con piastra in Acciaio inox

* CR with ABS wall plate _ CR/M-BO/M-NO/M-ST/M with Stainless steel wall plate

Miscelatore incasso doccia (3 uscite) completo di:

- piastra 120x190mm
- attacchi 1/2"G

Concealed shower mixer (3 outlets) complete with:

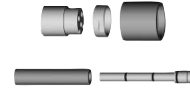
- wall plate 120x190mm
- 1/2"G connections

TI 019..

con cartuccia deviatore (3 uscite + 3 posizioni combinate)
with diverter cartridge (3 outlets + 3 combined positions)

Finiture - Finishes **EUR**

- CR
- CR/M
- BO/M
- NO/M
- ST/M



ZPRO 068..

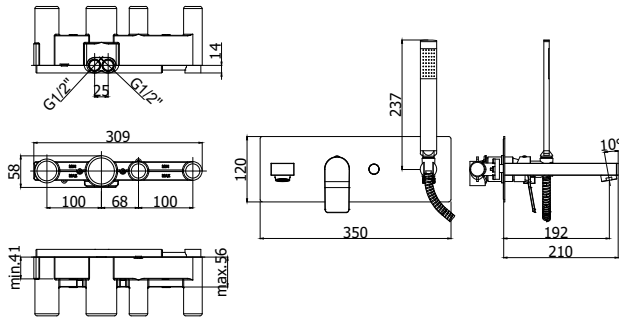
Prolunga con deviatore per artt. 018-019

- H30mm

Extension with diverter for artt. 018-019

- H30mm

- CR
- BO
- NO
- ST



Miscelatore incasso vasca/doccia (2 uscite) completo di:

- piastra in acciaio inox 350x120mm
- bocca con aeratore M28x1
- doccia e flessibile
- attacchi 1/2"G

Concealed bath/shower mixer (2 outlets) complete with:

- stainless steel wall plate 350x120mm
- spout with aerator M28x1
- hand shower and flexible hose
- 1/2"G connections

TI 001..

con deviatore a pulsante
with push diverter

Finiture - Finishes **EUR**

- CR
- BO
- NO
- ST



ZPRO 056..

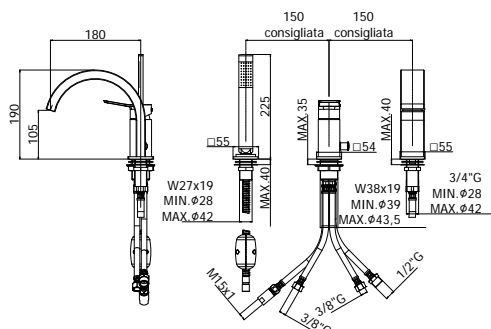
Prolunga con deviatore per artt. 001

- H20mm

Extension with diverter for artt. 001

- H20mm

- CR
- BO
- NO
- ST



Miscelatore bordo vasca con deviatore completo di:

- set 5 flex inox per miscelatore
- doccia e flessibile con piombo

Deck mounted mixer with diverter complete with:

- set of 5 stainless steel hoses for mixer
- hand-shower and flexible hose with weight

TI 041..

senza bocca erogazione (2 fori)
without spout (2 holes)

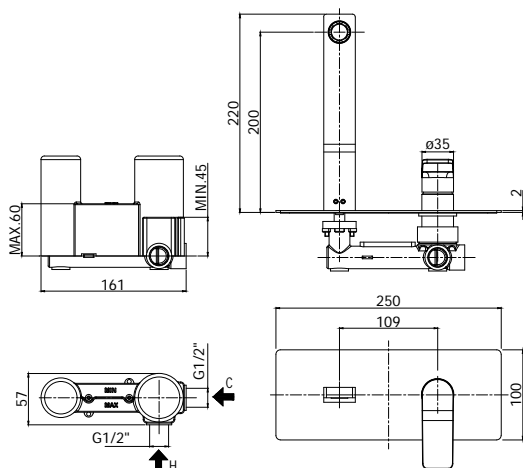
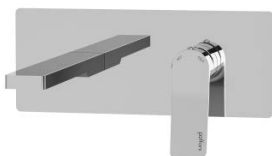
Finiture - Finishes **EUR**

- CR
- BO
- NO
- ST

TI 040..

con bocca a cascata (3 fori)
with waterfall spout (3 holes)

- CR
- BO
- NO
- ST

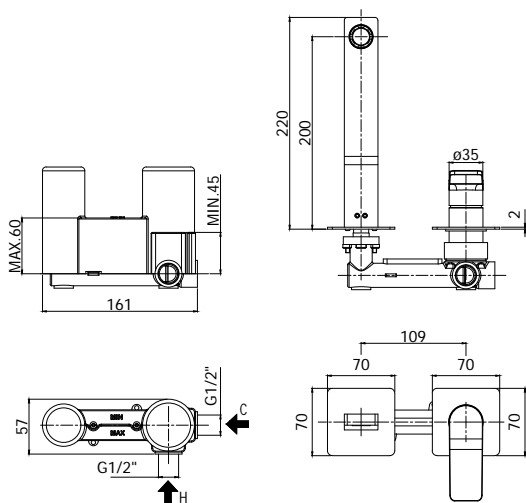


Miscelatore incasso lavabo completo di:
 • piastra in acciaio inox 250x100mm
 • attacchi 1/2" G
 Concealed single lever basin mixer complete with:
 • stainless steel wall plate 250x100mm
 • 1/2" G connections

TI 104..	Finiture - Finishes	EUR
con bocca e aeratore M24x1 - l. 150mm with spout and aerator M24x1 - l. 150mm	CR BO NO ST	
TI 105..		
con bocca e aeratore M24x1 - l. 200mm with spout and aerator M24x1 - l. 200mm	CR BO NO ST	
TI 106..		
con bocca e aeratore M24x1 - l. 240mm with spout and aerator M24x1 - l. 240mm	CR BO NO ST	



ZPRO 088..	Finiture - Finishes	EUR
Prolunga per artt. 104-105-106 • H20mm Extension for artt. 104-105-106 • H20mm	CR BO NO ST	

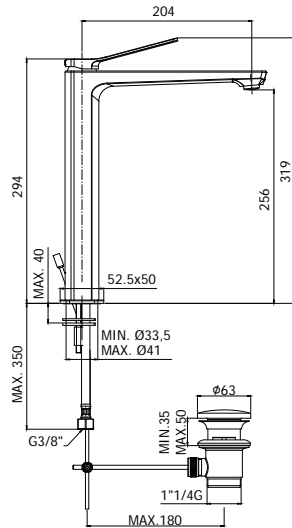


Miscelatore incasso lavabo completo di:
 • piastre in acciaio inox 70x70mm
 • attacchi 1/2" G
 Concealed single lever basin mixer complete with:
 • stainless steel wall plates 70x70mm
 • 1/2" G connections

TI 104.. 70	Finiture - Finishes	EUR
con bocca e aeratore M24x1 - l. 150mm with spout and aerator M24x1 - l. 150mm	CR BO NO ST	
TI 105.. 70		
con bocca e aeratore M24x1 - l. 200mm with spout and aerator M24x1 - l. 200mm	CR BO NO ST	
TI 106.. 70		
con bocca e aeratore M24x1 - l. 240mm with spout and aerator M24x1 - l. 240mm	CR BO NO ST	



ZPRO 088..	Finiture - Finishes	EUR
Prolunga per artt. 104 . 70 -105 . . 70-106 . . 70 • H20mm Extension for artt. 104 . .70 -105 . . 70-106 . . 70 • H20mm	CR BO NO ST	



Miscelatore lavabo prolungato completo di:
 • aeratore M24x1
 • set 2 flessibili inox 3/8" G
 Tall wash basin mixer complete with:
 • aerator M24x1
 • set of 2 stainless steel hoses 3/8" G

TI 081..
 senza scarico
 without pop up waste

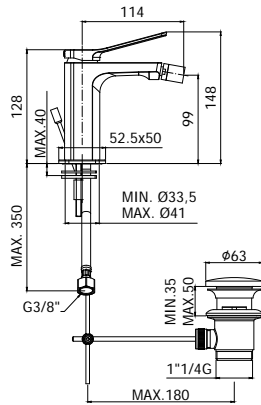
Finiture - Finishes	EUR
CR	
BO	
NO	
ST	

TI 081K..
 con scarico Clic-Clac 1"1/4 G
 with 1"1/4 G Clic-Clac press top waste

CR	
----	--

TI 085..
 con scarico automatico 1"1/4 G
 with 1"1/4 G pop up waste

CR	
BO	
NO	
ST	



Miscelatore bidet completo di:
 • snodo e aeratore M24x1
 • set 2 flessibili inox 3/8" G
 Bidet mixer complete with:
 • swivel joint and aerator M24x1
 • set of 2 stainless steel hoses 3/8" G

TI 131..
 senza scarico
 without pop up waste

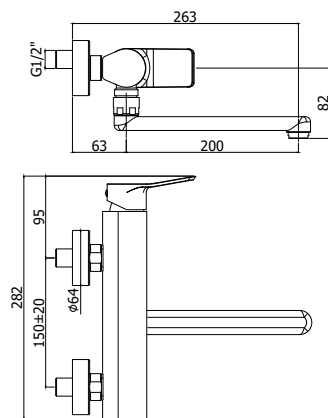
Finiture - Finishes	EUR
CR	
BO	
NO	
ST	

TI 131K..
 con scarico Clic-Clac 1"1/4 G
 with 1"1/4 G Clic-Clac press top waste

CR	
----	--

TI 135..
 con scarico automatico 1"1/4 G
 with 1"1/4 G pop up waste

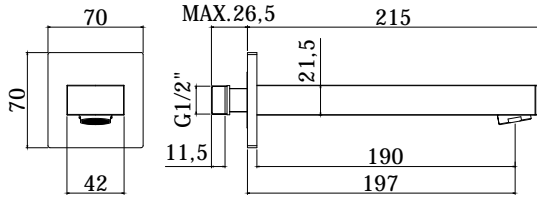

CR	
BO	
NO	
ST	



Miscelatore lavello a muro completo di:
 • aeratore M24x1
 • attacchi 1/2" G
 Wall sink mixer complete with:
 • aerator M24x1
 • 1/2" G connections

TI 161..
 con canna tubo diritta orientabile -
 l.200mm
 with swivel tube straight spout - l.200mm

Finiture - Finishes	EUR
CR	
BO	
NO	
ST	



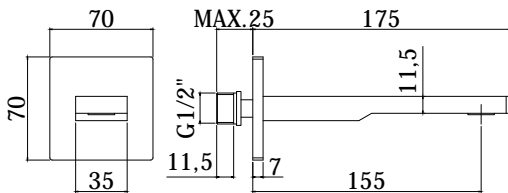
Bocca a muro completa di:

- aeratore M28x1
- piastra in metallo 70x70mm
- attacco 1/2"G

Wall spout complete with:

- aerator M28x1
- metal wall plate 70x70mm
- 1/2"G connection

ZBOC 111.. **Finiture - Finishes** **EUR**
 con lunghezza l. 197mm
 • larghezza l. 42mm
 with length l. 197mm
 • width l. 42mm
 CR
 ST



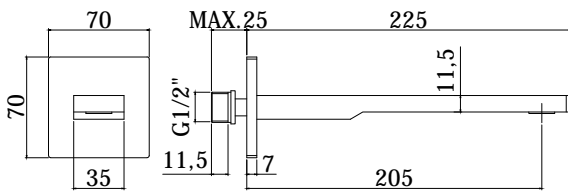
Bocca a muro completa di:

- aeratore M24x1 Slim air
- piastra in metallo 70x70mm
- attacco 1/2"G

Wall spout complete with:

- aerator M24x1 Slim air
- metal wall plate 70x70mm
- 1/2"G connection

ZBOC 120.. **Finiture - Finishes** **EUR**
 con lunghezza l. 155mm
 • larghezza l. 35mm
 with length l. 155mm
 • width l. 35mm
 CR
 ST



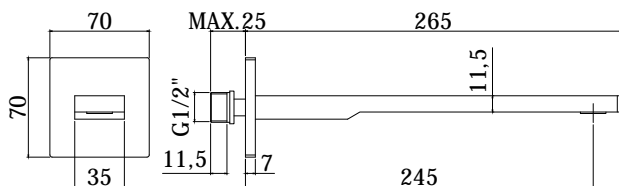
Bocca a muro completa di:

- aeratore M24x1 Slim air
- piastra in metallo 70x70mm
- attacco 1/2"G

Wall spout complete with:

- aerator M24x1 Slim air
- metal wall plate 70x70mm
- 1/2"G connection

ZBOC 121.. **Finiture - Finishes** **EUR**
 con lunghezza l. 205mm
 • larghezza l. 35mm
 with length l. 205mm
 • width l. 35mm
 CR
 ST



Bocca a muro completa di:

- aeratore M24x1 Slim air
- piastra in metallo 70x70mm
- attacco 1/2"G

Wall spout complete with:

- aerator M24x1 Slim air
- metal wall plate 70x70mm
- 1/2"G connection

ZBOC 122.. **Finiture - Finishes** **EUR**
 con lunghezza l. 245mm
 • larghezza l. 35mm
 with length l. 245mm
 • width l. 35mm
 CR
 ST



ZA91104R Cartuccia completa Ø 35 mm senza distributore con regolazione per artt. 001-010-015-018-019-022-023-026-040-041-161-168-168D / BOX010-015
Complete cartridge Ø 35 mm without distributor with regulation for artt. 001-010-015-018-019-022-023-026-040-041-161-168-168D / BOX010-015

Finiture - Finishes EUR



ZA91231 Cartuccia completa Ø 25 mm per artt. 104-104..70-105-105..70-106-106..70
Complete cartridge Ø 25 mm for artt. 104-104..70-105-105..70-106-106..70

Finiture - Finishes EUR



ZA91390 Cartuccia completa Ø 25 mm con asta speciale per artt. 071-071K-075-081-081K-085-131-131K-135
Complete cartridge Ø 25mm with special rod for artt. 071-071K-075-081-081K-085-131-131K-135

Finiture - Finishes EUR



ZACC146 Valvolina antiritorno Ø15 mm per artt. ZDEV003-ZRAC022
Check-valve Ø15 mm for artt. ZDEV003-ZRAC022

Finiture - Finishes EUR



ZAER002 Aeratore Ø 24x1M per art. 161
Aerator Ø 24x1M for art. 161

Finiture - Finishes EUR

ZAER003 Aeratore Ø 28x1M per artt. 001-022-023-026-ZBOC111
Aerator Ø 28x1M for artt. 001-022-023-026-ZBOC111

CR
BO
NO
ST

CR
BO
NO
ST



ZAER077 Snodo con aeratore Ø 18 per artt. 131-131K-135
Joint with aerator Ø 18 for artt. 131-131K-135

Finiture - Finishes EUR

CR
BO
NO
ST



ZAER090 Aeratore M24x1 SLIM AIR con chiavetta per artt. 104-104..70-105-105..70-106-106..70 / ZBOC108-ZBOC109-ZBOC110-ZBOC120-ZBOC121-ZBOC122
SLIM AIR Aerator M24x1 with key for artt. 104-104..70-105-105..70-106-106..70 / ZBOC108-ZBOC109-ZBOC110-ZBOC120-ZBOC121-ZBOC122



Finiture - Finishes EUR

ZAER120 Aeratore M24x1 senza chiavetta per artt. 071-071K-075-081-081K-085
Aerator M24x1 without key for artt. 071-071K-075-081-081K-085

Finiture - Finishes EUR




ZAER091 Chiavetta per aeratore per art. ZAER120
Key for aerator for art. ZAER120

	ZAST046	Asta pomolo snodino Ø 4 mm piegata per artt. 075-085-135 Bent rod Ø 4 mm with knob for artt. 075-085-135	Finiture - Finishes	EUR
	ZAST023	Snodo in ABS per asta scarico per artt. 075-085-135 ABS articulation for rod connection for artt. 075-085-135	CR ST	
	ZBAS085	Set basetta con gambo e fissaggio per artt. 040-041 Brass base with threaded stem and fixing kit for artt. 040-041	Finiture - Finishes	EUR
			CR BO NO ST	
	ZBAS055	Basetta in ottone per bocca bordo vasca per art. 040 Brass base for deck mounted spout for art. 040	Finiture - Finishes	EUR
	ZBAS107	Basetta per corpo miscelatore bordo vasca artt. 040-041 Brass base for mixer body on artt. 040-041	CR BO NO ST	
	ZBAS112	Basetta per artt. 071-071K-075-081-081K-085-131-131K-135 Brass base for artt. 071-071K-075-081-081K-085-131-131K-135	Finiture - Finishes	EUR
			CR BO NO ST	
	ZBOC039	Bocca bordo vasca con basetta e fissaggio per art. 040 Deck mounted spout with brass ring base and fixing set for art. 040	Finiture - Finishes	EUR
			CR BO NO ST	
	ZBOC065	Bocca standard con aeratore per art. 001 - l.192 mm Standard spout with aerator for art. 001 - l.192 mm	Finiture - Finishes	EUR
	ZBOC098	Bocca con aeratore compatibile con art. 001 - l.120 mm Spout with aerator compatible with art. 001 - l.120 mm	CR BO NO ST	
	ZBOC099	Bocca con aeratore compatibile con art. 001 - l.240 mm Spout with aerator compatible with art. 001 - l.240 mm	CR BO NO ST	
	ZBOC110	Bocca con aeratore compatibile con artt. 104-104..70 - l.150 mm Spout with aerator compatible with artt. 104-104..70 - l.150 mm	Finiture - Finishes	EUR
	ZBOC108	Bocca standard con aeratore per artt. 105-105..70 - l.200 mm Standard spout with aerator for artt. 105-105..70 - l.200 mm	CR BO NO ST	
	ZBOC109	Bocca con aeratore compatibile con artt. 106-106..70 - l.240 mm Spout with aerator compatible with artt. 106-106..70 - l.240 mm	CR BO NO ST	

	ZCAL007 Calotta per miscelatori a parete per artt. 022-023-026-161-168-168D Nut for wall mounted mixers for artt. 022-023-026-161-168-168D	Finiture - Finishes EUR CR BO NO ST
	ZCANA023 Canna tubo diritta con aeratore interasse 200 mm per artt. 161 Straight tube spout with aerator for artt. 161, distance between centres 200 mm	Finiture - Finishes EUR CR BO NO ST
	ZCAP034 Cappuccio sottoleva in metallo per artt. 001-010-015-018-019-022-023-026-040-041-161-168D / BOX010-015 Metal under lever cap for artt. 001-010-015-018-019-022-023-026-040-041-161-168D / BOX010-015 ZCAP062 Cappuccio sottoleva in metallo per artt. 104-104..70-105-105..70-106..70 Metal under lever cap for artt. 104-104..70-105-105..70-106..70	Finiture - Finishes EUR CR BO NO ST CR BO NO ST
	ZCAP066 Cappuccio per deviatore per artt. 018-019 Cover for diverter for artt. 018-019	Finiture - Finishes EUR CR BO NO ST
	ZCAP073 Cappuccio sottoleva in metallo per artt. 071-071K-075-081-081K-085-131-131K-135 Metal under lever cap for artt. 071-071K-075-081-081K-085-131-131K-135	Finiture - Finishes EUR CR BO NO ST
	ZDEV003 Deviatore completo per miscelatore vasca artt. 022-023-026 Diverter for bath/shower mixer artt. 022-023-026	Finiture - Finishes EUR CR BO NO ST
	ZDEV007 Deviatore completo per miscelatore bordo vasca artt. 040-041 Diverter for deck mounted bath mixer artt. 040-041	Finiture - Finishes EUR CR BO NO ST
	ZDEV048 Deviatore completo per miscelatore incasso artt. 001-015 Diverter for concealed mixer artt. 001-015	Finiture - Finishes EUR CR BO NO ST

		Finiture - Finishes	EUR
	ZDEV100 Deviatore completo per tutti gli artt. BOX015 Complete diverter for all artt. BOX015	CR BO NO ST	
	ZDOC117 Doccia PREMIUM (monogetto) in metallo per artt. 001-023-026-040-041-168D PREMIUM metal hand-shower (single spray) for artt. 001-023-026-040-041-168D	CR BO NO ST	
	ZECC029 Eccentrico con rosone 1/2"x 3/4" per miscelatori a parete Adjustable centre 1/2"x 3/4" for wall mounted mixers	CR BO NO ST	
	ZFIS028 Set fissaggio per miscelatore bordo vasca artt. 040-041 Fixing set for mixer artt. 040-041		
	ZFIS043 Set fissaggio per artt. 071-071K-075-081-081K-085-131-131K-135 Fixing set for artt. 071-071K-075-081-081K-085-131-131K-135		
	ZFIS121 Set di fissaggio per bocca bordo vasca per art. 040 3/4 Fixing kit for spout for art. 040		
	ZFIS122 Fissaggio per base doccia per artt. 040-041 Fixing kit for shower base for artt. 040-041		
	ZFLO009 Flessibile ottone doppia aggraffatura F1/2" - M15x1 mm.1500 con calotta conica e peso ecologico per artt. 040-041 F1/2" - M15x1 mm.1500 twist-free double interlock brass flexible hose with conical nut and weight for artt. 040-041	CR ST	
	ZFLO001 Flessibile 1500 mm doppia aggraffatura e calotta conica per art. 168D Flexible hose 1500 mm double interlock and conical nut for art. 168D	CR	
	ZFLO018 Flessibile 1500 mm doppia aggraffatura e doppia calotta conica per artt. 001-023-026 Flexible hose 1500 mm double interlock and double conical nut for artt. 001-023-026	CR ST	
	ZFLO075 Flessibile 150 cm Lusso con calotta conica girevole per art. 168D Luxury twist-free brass flexible hose 150 cm with conical nut for art. 168D	ST	

	ZFLO071 Flessibile PVC colorato 1/2"x1/2"G - 1500mm per artt. 023-024-026-168D (BO-NO) 1/2"x1/2"G - 1500mm colored PVC hose for artt. 023-024-026-168D (BO-NO)	Finiture - Finishes EUR BO NO
	ZFLX086 Set 5 flex inox per miscelatore bordo vasca artt. 040-041 Set of 5 stainless steel hoses for artt. 040-041	Finiture - Finishes EUR CR
	ZFLX102 Set 2 flex inox SOFT PEX F3/8 cm. 45 per artt. 071-071K-075-131-131K-135 Set of 2 F3/8 stainless steel hoses cm. 45 SOFT PEX for artt. 071-071K-075-131-131K-135	Finiture - Finishes EUR CRPX
	ZFLX140 Set 2 flex inox SOFT PEX F3/8 cm. 60 per artt. 081-081K-085 Set of 2 F3/8 stainless steel hoses cm. 60 SOFT PEX for artt. 081-081K-085	CRPX
	ZGHI010 Ghiera ferma cartuccia per artt. 001-010-015-018-019-022-023-026-040-041-161-168 / BOX010-015 Cartridge fastening ring nut for artt. 001-010-015-018-019-022-023-026-040-041-161-168 / BOX010-015	Finiture - Finishes EUR
	ZGHI027 Ghiera per deviatore M37x1.5 per artt. 018-019 M37x1.5 ring nut for diverter for artt. 018-019	Finiture - Finishes EUR
	ZGHI030 Ghiera ferma cartuccia M30x1 per artt. 071-071K-075-081-081K-085-104-104..70-105-105..70-106-106..70-131-131K-135 M30x1 cartridge fastening ring nut for artt. 071-071K-075-081-081K-085-104-104..70-105-105..70-106-106..70-131-131K-135	Finiture - Finishes EUR CR
	ZLEV207 Leva completa Tilt per artt. 001-010-015-018-019-022-023-026-040-041-161-168-168D / BOX010-015 Tilt lever for artt. 001-010-015-018-019-022-023-026-040-041-161-168-168D / BOX010-015	Finiture - Finishes EUR CR BO NO ST
	ZLEV208 Leva completa Tilt per artt. 071-071K-075-081-081K-085 Tilt lever for artt. 071-071K-075-081-081K-085	CR BO NO ST
	ZLEV209 Leva completa Tilt per artt. 131-131K-135 Tilt lever for artt. 131-131K-135	CR BO NO ST
	ZLEV210 Leva completa Tilt per artt. 104-104..70-105-105..70-106-106..70 Tilt lever for artt. 104-104..70-105-105..70-106-106..70	CR BO NO ST



ZMAN130 Maniglia per cartuccia deviatore per art. 019
Complete handle for diverter cartridge for art. 019

ZMAN138 Maniglia per cartuccia deviatore per art. 018
Complete handle for diverter cartridge for art. 018


Finiture - Finishes	EUR
CR	
BO	
NO	
ST	



ZPIA026 Piastra 1 foro con guarnizione per art. 010 / 110 x 110 mm
One-hole wall plate with gasket for art. 010 / 110 x 110 mm

* CR con piastra ABS _ CR/M-BO/M-NO/M-ST/M con piastra in Acciaio inox
* CR with ABS wall plate _ CR/M-BO/M-NO/M-ST/M with Stainless steel wall plate

Finiture - Finishes	EUR
CR	
CR/M	
BO/M	
NO/M	
ST/M	



ZPIA027 Piastra 2 fori con guarnizioni per art. 015 / L.120 x h.190 mm
Two-hole wall plate with gaskets for art. 015 / L.120 x h.190 mm

* CR con piastra ABS _ CR/M-BO/M-NO/M-ST/M con piastra in Acciaio inox
* CR with ABS wall plate _ CR/M-BO/M-NO/M-ST/M with Stainless steel wall plate

Finiture - Finishes	EUR
CR	
CR/M	
BO/M	
NO/M	
ST/M	



ZPIA056 Piastra 4 fori in acciaio inox con guarnizioni per art. 001 / L.350 x h.120 mm
Four-hole stainless steel wall plate with gaskets for art. 001 / L.350 x h.120 mm

Finiture - Finishes	EUR
CR	
BO	
NO	
ST	



ZPIA073 Piastra rettangolare in ABS 1 foro con OR per art. BOX010 / 154x192 mm
ABS rectangular one-hole wall plate with OR for art. BOX010 / 154x192mm

Finiture - Finishes	EUR
CR	




ZPIA075 Piastra rettangolare in ABS 2 fori con OR per art. BOX015 / 154x192 mm
ABS rectangular two-hole wall plate with OR for art. BOX015 / 154x192mm

ZPIA153 Piastra rettangolare in acciaio inox 2 fori con OR per art. BOX015 / 154x192 mm
Stainless steel rectangular two-hole wall plate with OR for art. BOX015 / 154x192mm

* CR con piastra ABS _ BO/M-NO/M-ST/M con piastra in Acciaio inox
* CR with ABS wall plate _ BO/M-NO/M-ST/M with Stainless steel wall plate

Finiture - Finishes	EUR
CR	
BO/M	
NO/M	
ST/M	



ZPIA091 Piastra con guarnizioni per miscelatore incasso (2 uscite) per art. 018 / L.120 x h.190 mm
Wall plate with gaskets for concealed shower mixer (2 outlets) for art. 018 / L.120 x h.190 mm

ZPIA090 Piastra con guarnizioni per miscelatore incasso (3 uscite) per art. 019 / L.120 x h.190 mm
Wall plate with gaskets for concealed shower mixer (3 outlets) for art. 019 / L.120 x h.190 mm

* CR con piastra ABS _ CR/M-BO/M-NO/M-ST/M con piastra in Acciaio inox
* CR with ABS wall plate _ CR/M-BO/M-NO/M-ST/M with Stainless steel wall plate

Finiture - Finishes	EUR
CR	
CR/M	
BO/M	
NO/M	
ST/M	

			Finiture - Finishes	EUR
	ZPIA108	Piastra in acciaio inox con guarnizione per miscelatore per artt. 104..70-105..70-106..70 / 70 x 70 mm One-hole stainless steel wall plate with gasket for mixer for artt. 104..70-105..70-106..70 / 70 x 70 mm	CR BO NO ST	
	ZPIA109	Piastra in acciaio inox con guarnizione per bocca per artt. 104..70-105..70-106..70 / 70 x 70 mm One-hole stainless steel wall plate with gasket for spout for artt. 104..70-105..70-106..70 / 70 x 70 mm	CR BO NO ST	
	ZPIA110	Piastra in acciaio inox 2 fori con guarnizioni per artt. 104-105-106 / L.250 x h.100 mm Two-hole stainless steel wall plate with gaskets for artt. 104-105-106 / L.250 x h.100 mm	CR BO NO ST	
	ZRAC022	Raccordo 1/2" con OR per artt. 001-168-168D 1/2" connection with OR for artt. 001-168-168D	CR BO NO ST	
	ZRAC084	Raccordo 3/4" con OR per art. 161 3/4" connection with OR for art. 161	CR BO NO ST	
	ZSED001	Sede per miscelatori a parete per artt. 022-023-026-161-168-168D Wall mounted single lever mixer seat for artt. 022-023-026-161-168-168D	CR	
	ZVIT092 ZVIT091	Cartuccia deviatore (2 uscite) Ø32 mm per art. 018 Diverter cartridge (2 outlets) Ø32 mm for art. 018 Cartuccia deviatore (3 uscite) Ø32 mm per art. 019 Diverter cartridge (3 outlets) Ø32 mm for art. 019		

tango

SNELLA, RAFFINATA, ESSENZIALE

La serie TANGO disegna una linea nuova nell'arredo bagno, in grado di inserirsi con eleganza e integrarsi come elemento d'arredo.

Pur ispirandosi ad una tradizione votata alla semplicità ed alla funzionalità, questa serie trae una nuova interpretazione dell'oggetto giocando sulla potenza espressiva delle forme nella loro essenzialità.

SLIM, ELEGANT, ESSENTIAL

The TANGO series draws a new line in the bathroom furniture, able to fit with elegance and integrate itself as a piece of furniture.

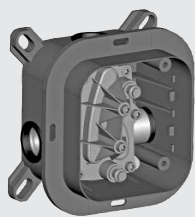
Although inspired by a tradition moved by simplicity and functionality, this collection takes a new interpretation of the object playing on the expressive power of the forms in their essentiality.



FINITURE FINISHES

La serie **TANGO** è disponibile nelle seguenti finiture:
TANGO range is available in the following finishes:

- | | |
|----|--|
| CR | cromato
chrome plated |
| ST | finitura steel looking
steel looking finish |

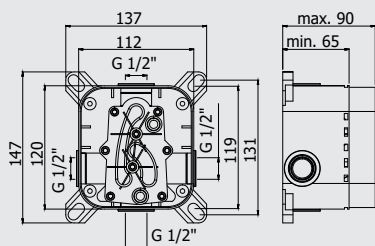


Video istruzioni Pbox
Pbox video instructions



*Da abbinare solo con
TA BOX010 - TA BOX015

*To be completed only with
TA BOX010 - TA BOX015



Set incasso universale per miscelatori doccia completo di:

- corpo incasso
- box

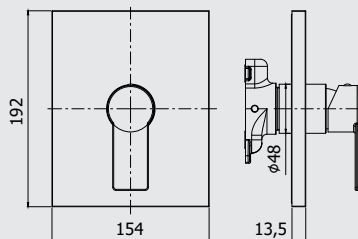

Universal concealed Box for mixers complete with:

- concealed body
- box

PBOX 001

Finiture - Finishes **EUR**

senza set esterno
without external set



Set esterno miscelatore incasso doccia (1 uscita) completo di:

- corpo miscelatore
- piastra in ABS 154x192mm e leva

External set for concealed shower mixer (1 outlet) complete with:

- mixer body
- ABS wall plate 154x192mm and lever

TA BOX010..


Finiture - Finishes **EUR**

senza deviatore
without diverter

CR

*Da abbinare solo con
PBOX 001

*To be completed only with
PBOX 001

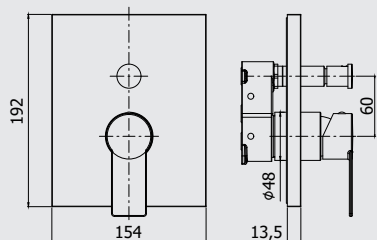



ZPRO BOX010..

Prolunga per art. BOX010

- H30mm
- Extension for art. BOX010
- H30mm

CR



Set esterno miscelatore incasso doccia (2 uscite) completo di:

- corpo miscelatore
- piastra in ABS 154x192mm e leva

External set for concealed shower mixer (2 outlets) complete with:

- mixer body
- ABS wall plate 154x192mm and lever

TA BOX015..

Finiture - Finishes **EUR**


con deviatore a pulsante
with push diverter

**CR
ST/M**

*Da abbinare solo con
PBOX 001

*To be completed only with
PBOX 001

* **CR con piastra ABS _ ST/M con piastra in Acciaio inox**
* **CR with ABS wall plate _ ST/M with Stainless steel wall plate**

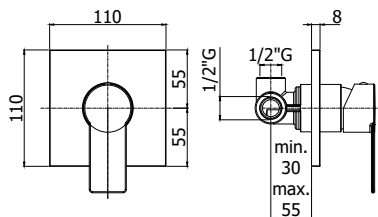


ZPRO BOX015..

Prolunga con deviatore per art. BOX015

- H30mm
- Extension with diverter for art. BOX015
- H30mm

**CR
ST**



Miscelatore incasso doccia (1 uscita) completo di:

- piastra 110x110mm
- attacchi 1/2" G

Concealed shower mixer (1 outlet) complete with:

- wall plate 110x110mm
- 1/2" G connections

TA 010..

senza deviatore
without diverter

Finiture - Finishes **EUR**

CR
CR/M
ST/M



ZPRO 013..

Prolunga per art. 010

- H43mm

Extension for art. 010

- H43mm

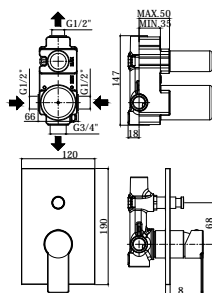
CR
ST

* Per set incasso/esterno separati (v. capitolo Incassi Projects)

* For concealed/external set divided (see Concealed mixer Projects chapter)

* CR con piastra ABS _ CR/M-ST/M con piastra in Acciaio inox

* CR with ABS wall plate _ CR/M-ST/M with Stainless steel wall plate



Miscelatore incasso doccia (2 uscite) completo di:

- piastra 120x190mm
- attacchi calda/fredda e superiore 1/2" G - attacco inferiore 3/4" G

Concealed shower mixer (2 outlets) complete with:


- wall plate 120x190mm
- 1/2" G hot/cold and upper connections - 3/4" G lower connection

TA 015..

con deviatore a pulsante
with push diverter

Finiture - Finishes **EUR**

CR
CR/M
ST/M



ZPRO 028..

Prolunga con deviatore per art. 015

- H30mm

Extension with diverter for art. 015

- H30mm

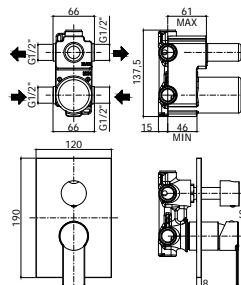
CR
ST

* Per set incasso/esterno separati (v. capitolo Incassi Projects)

* For concealed/external set divided (see Concealed mixer Projects chapter)

* CR con piastra ABS _ CR/M-ST/M con piastra in Acciaio inox

* CR with ABS wall plate _ CR/M-ST/M with Stainless steel wall plate



Miscelatore incasso doccia (2 uscite) completo di:

- piastra 120x190mm
- attacchi 1/2" G

Concealed shower mixer (2 outlets) complete with:

- wall plate 120x190mm
- 1/2" G connections

TA 018..

con cartuccia deviatore (2 uscite + 1
posizione combinata)
with diverter cartridge (2 outlets + 1
combined position)

Finiture - Finishes **EUR**

CR
CR/M
ST/M



ZPRO 068..

Prolunga con deviatore per artt. 018-019

- H30mm

Extension with diverter for artt. 018-019

- H30mm

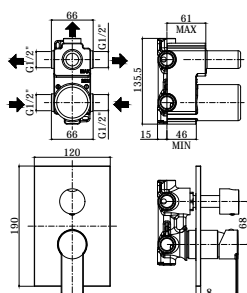
CR
ST

* Per set incasso/esterno separati (v. capitolo Incassi Projects)

* For concealed/external set divided (see Concealed mixer Projects chapter)

* CR con piastra ABS _ CR/M-ST/M con piastra in Acciaio inox

* CR with ABS wall plate _ CR/M-ST/M with Stainless steel wall plate



Miscelatore incasso doccia (3 uscite) completo di:

- piastra 120x190mm
- attacchi 1/2" G

Concealed shower mixer (3 outlets) complete with:


- wall plate 120x190mm
- 1/2" G connections

TA 019..

con cartuccia deviatore (3 uscite + 3
posizioni combinate)
with diverter cartridge (3 outlets + 3
combined positions)

Finiture - Finishes **EUR**

CR
CR/M
ST/M



ZPRO 068..

Prolunga con deviatore per artt. 018-019

- H30mm

Extension with diverter for artt. 018-019

- H30mm

CR
ST

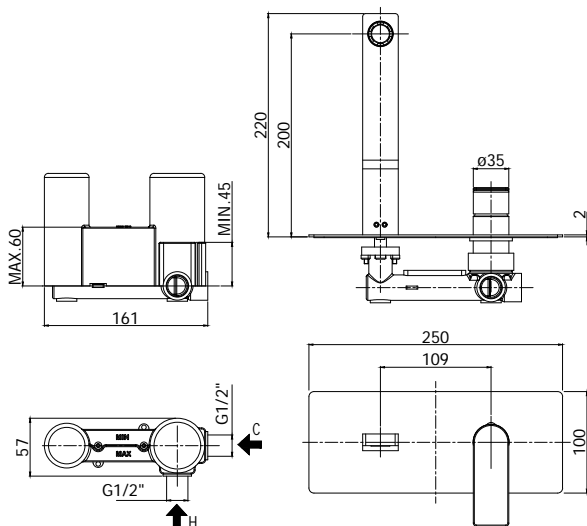
* Per set incasso/esterno separati (v. capitolo Incassi Projects)

* For concealed/external set divided (see Concealed mixer Projects chapter)

* CR con piastra ABS _ CR/M-ST/M con piastra in Acciaio inox

* CR with ABS wall plate _ CR/M-ST/M with Stainless steel wall plate

tango



Miscelatore incasso lavabo completo di:

- piastra in acciaio inox 250x100mm
- attacchi 1/2" G

Concealed single lever basin mixer complete with:

- stainless steel wall plate 250x100mm
- 1/2" G connections

TA 104..

con bocca e aeratore M24x1 - l. 150mm
with spout and aerator M24x1 - l. 150mm

Finiture - Finishes

EUR

CR
ST

TA 105..

con bocca e aeratore M24x1 - l. 200mm
with spout and aerator M24x1 - l. 200mm

CR
ST

TA 106..

con bocca e aeratore M24x1 - l. 240mm
with spout and aerator M24x1 - l. 240mm

CR
ST



ZPRO 088..

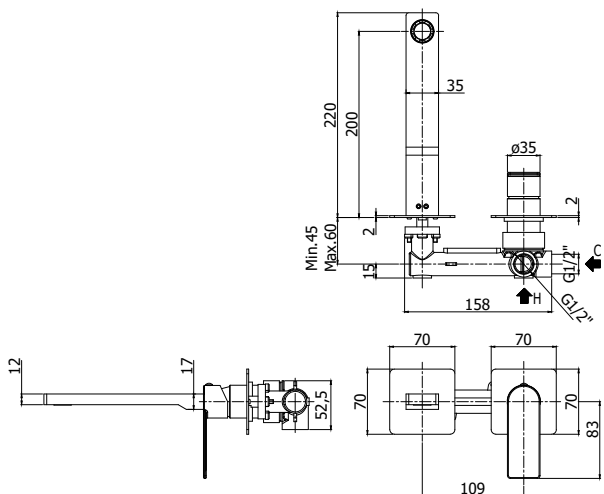
Prolunga per artt. 104-105-106

- H20mm

Extension for artt. 104-105-106

- H20mm

CR
ST



Miscelatore incasso lavabo completo di:

- piastre in acciaio inox 70x70mm
- attacchi 1/2" G

Concealed single lever basin mixer complete with:

- stainless steel wall plates 70x70mm
- 1/2" G connections

TA 104.. 70

con bocca e aeratore M24x1 - l. 150mm
with spout and aerator M24x1 - l. 150mm

Finiture - Finishes

EUR

CR
ST

TA 105.. 70

con bocca e aeratore M24x1 - l. 200mm
with spout and aerator M24x1 - l. 200mm

CR
ST

TA 106.. 70

con bocca e aeratore M24x1 - l. 240mm
with spout and aerator M24x1 - l. 240mm

CR
ST



ZPRO 088..

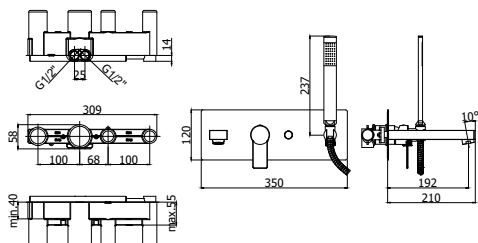
Prolunga per artt. 104 . 70 -105 . . 70-106 . . 70

- H20mm

Extension for artt. 104 . 70 -105 . . 70-106 . . 70

- H20mm

CR
ST



Miscelatore incasso vasca/doccia (2 uscite) completo di:

- piastra in acciaio inox 350x120mm
- bocca con aeratore M28x1
- doccia e flessibile
- attacchi 1/2"G

Concealed bath/shower mixer (2 outlets) complete with:

- stainless steel wall plate 350x120mm
- spout with aerator M28x1
- hand shower and flexible hose
- 1/2"G connections

TA 001..

con deviatore a pulsante
with push diverter

Finiture - Finishes

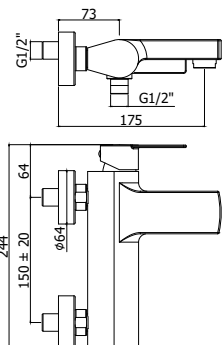
CR
ST

EUR

ZPRO 056..

Prolunga con deviatore per art. 001
• H20mm
Extension with diverter for art. 001
• H20mm

CR
ST



Miscelatore vasca/doccia con deviatore completo di:

- aeratore M28x1
 - set 2 eccentrici 1/2"x3/4"G e rosoni
- Bath/shower mixer with diverter complete with:
- aerator M28x1
 - set of 2 S-wall-unions 1/2"x3/4"G and wall-plates

TA 022..

senza set doccia
without shower set

Finiture - Finishes

CR
ST

EUR

TA 023..

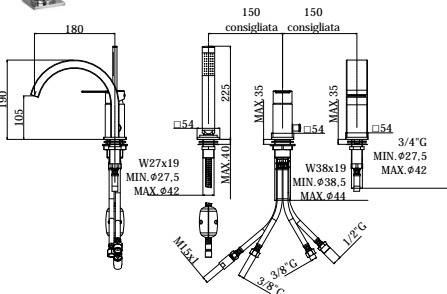
con supporto a muro snodato in ABS
• con doccia e flessibile
with ABS joint wall bracket
• with hand-shower and flexible hose

CR
ST

TA 026..

con supporto a muro fisso in ABS
• con doccia e flessibile
with ABS fixed wall bracket
• with hand-shower and flexible hose

CR



Miscelatore bordo vasca con deviatore completo di:

- set 5 flex inox per miscelatore
- doccia e flessibile con piombo

Deck mounted mixer with diverter complete with:

- set of 5 stainless steel hoses for mixer
- hand-shower and flexible hose with weight

TA 041..

senza bocca erogazione (2 fori)
without spout (2 holes)

Finiture - Finishes

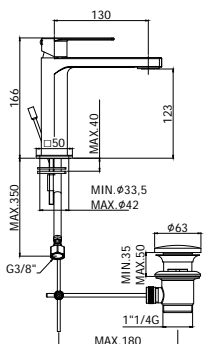
CR
ST

EUR

TA 040..

con bocca a cascata (3 fori)
with waterfall spout (3 holes)

CR
ST



Miscelatore lavabo completo di:

- aeratore M24x1
- set 2 flessibili inox 3/8"G

Wash basin mixer complete with:

- aerator M24x1
- set of 2 stainless steel hoses 3/8"G

TA 071..

senza scarico
without pop up waste

Finiture - Finishes

CR
ST

EUR

TA 071K..

con scarico Clic-Clac 1"1/4G
with 1"1/4G Clic-Clac press top waste

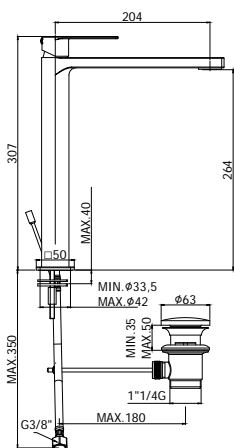
CR

TA 075..

con scarico automatico 1"1/4G
with 1"1/4G pop up waste

CR
ST

tango



Miscelatore lavabo prolungato completo di:

- aeratore M24x1
- set 2 flessibili inox 3/8"G

Tall wash basin mixer complete with:

- aerator M24x1
- set of 2 stainless steel hoses 3/8"G

TA 081..

senza scarico
without pop up waste

Finiture - Finishes **EUR**

CR
ST

TA 081K..

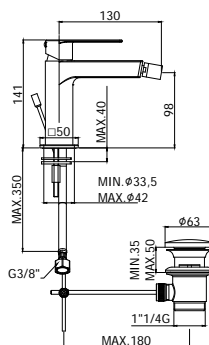
con scarico Clic-Clac 1"1/4G
with 1"1/4G Clic-Clac press top waste

CR

TA 085..

con scarico automatico 1"1/4G
with 1"1/4G pop up waste

CR
ST



Miscelatore bidet completo di:

- snodo e aeratore M24x1
- set 2 flessibili inox 3/8"G

Bidet mixer complete with:

- swivel joint and aerator M24x1
- set of 2 stainless steel hoses 3/8"G

TA 131..

senza scarico
without pop up waste

Finiture - Finishes **EUR**

CR
ST

TA 131K..

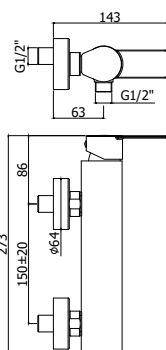
con scarico Clic-Clac 1"1/4G
with 1"1/4G Clic-Clac press top waste

CR

TA 135..

con scarico automatico 1"1/4G
with 1"1/4G pop up waste

CR
ST



Miscelatore doccia completo di:

- set 2 eccentrici 1/2"x3/4"G e rosoni

Shower mixer complete with:

- set of 2 S-wall-unions 1/2"x3/4"G and wall-plates

TA 168..

senza set doccia
• con attacco inferiore 1/2"G
without shower set
• with 1/2"G lower connection

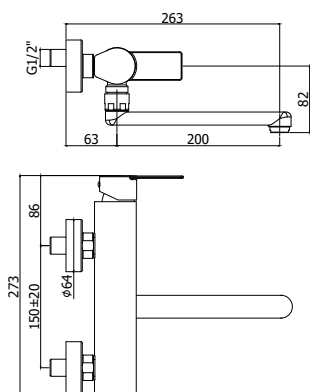
Finiture - Finishes **EUR**

CR
ST

TA 168D..

con supporto a muro snodato in ABS
• con doccia e flessibile
with ABS joint wall bracket
• with hand-shower and flexible hose

CR
ST



Miscelatore lavello a muro completo di:

- aeratore M24x1
- attacchi 1/2"G

Wall sink mixer complete with:

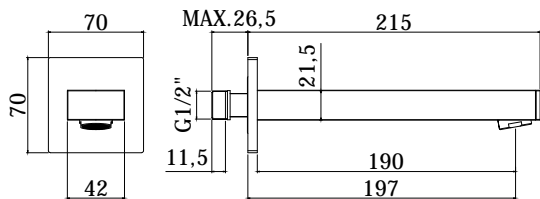
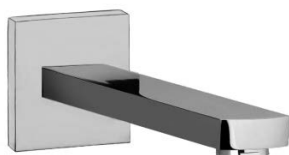
- aerator M24x1
- 1/2"G connections

TA 161..

con canna tubo diritta orientabile - l.200mm
with swivel tube straight spout - l.200mm

Finiture - Finishes **EUR**

CR
ST



Bocca a muro completa di:

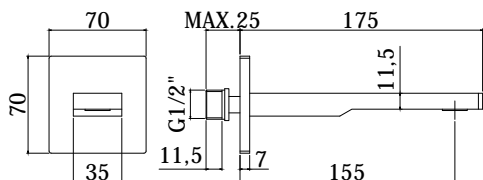
- aeratore M28x1
- piastra in metallo 70x70mm
- attacco 1/2"G

Wall spout complete with:

- aerator M28x1
- metal wall plate 70x70mm
- 1/2"G connection

ZBOC 111..
 con lunghezza l. 197mm
 • larghezza l. 42mm
 with length l. 197mm
 • width l. 42mm

Finiture - Finishes **EUR**
 CR
 ST



Bocca a muro completa di:

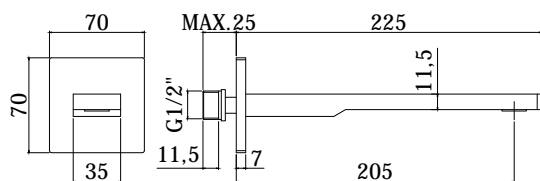
- aeratore M24x1 Slim air
- piastra in metallo 70x70mm
- attacco 1/2"G

Wall spout complete with:

- aerator M24x1 Slim air
- metal wall plate 70x70mm
- 1/2"G connection

ZBOC 120..
 con lunghezza l. 155mm
 • larghezza l. 35mm
 with length l. 155mm
 • width l. 35mm

Finiture - Finishes **EUR**
 CR
 ST



Bocca a muro completa di:

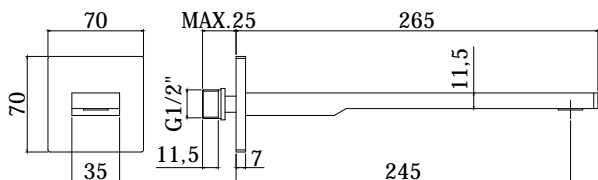
- aeratore M24x1 Slim air
- piastra in metallo 70x70mm
- attacco 1/2"G

Wall spout complete with:

- aerator M24x1 Slim air
- metal wall plate 70x70mm
- 1/2"G connection

ZBOC 121..
 con lunghezza l. 205mm
 • larghezza l. 35mm
 with length l. 205mm
 • width l. 35mm

Finiture - Finishes **EUR**
 CR
 ST



Bocca a muro completa di:









- aeratore M24x1 Slim air
- piastra in metallo 70x70mm
- attacco 1/2"G


Wall spout complete with:


- aerator M24x1 Slim air
- metal wall plate 70x70mm
- 1/2"G connection


ZBOC 122..
 con lunghezza l. 245mm
 • larghezza l. 35mm
 with length l. 245mm
 • width l. 35mm


Finiture - Finishes **EUR**
 CR
 ST


			Finiture - Finishes	EUR
	ZA91104R	Cartuccia completa Ø 35 mm senza distributore con regolazione per artt. 001-010-015-018-019-022-023-026-040-041-161-168-168D / BOX010-015 Complete cartridge Ø 35 mm without distributor with regulation for artt. 001-010-015-018-019-022-023-026-040-041-161-168-168D / BOX010-015		
	ZA91231	Cartuccia completa Ø 25 mm per artt. 104-104..70-105-105..70-106-106..70 Complete cartridge Ø 25 mm for artt. 104-104..70-105-105..70-106-106..70		
	ZA91400	Cartuccia completa Ø 25 mm per artt. 071-071K-075-081-081K-085-131-131K-135 Complete cartridge Ø 25mm for artt. 071-071K-075-081-081K-085-131-131K-135		
	ZAER002	Aeratore Ø 24x1M per art. 161 Aerator Ø 24x1M for art. 161	CR ST	
	ZAER003	Aeratore Ø 28x1M per artt. 001-022-023-026-ZBOC111 Aerator Ø 28x1M for artt. 001-022-023-026-ZBOC111	CR ST	
	ZAER077	Snodo con aeratore Ø 18 per artt. 131-131K-135 Joint with aerator Ø 18 for artt. 131-131K-135	CR ST	
	ZAER090	Aeratore M24x1 SLIM AIR con chiavetta per artt. 071-071K-075-081-081K-085-104-104..70-105-105..70-106-106..70 / ZBOC108-ZBOC109-ZBOC110-ZBOC120-ZBOC121-ZBOC122 SLIM AIR Aerator M24x1 with key for artt. 071-071K-075-081-081K-085-104-104..70-105-105..70-106-106..70 / ZBOC108-ZBOC109-ZBOC110-ZBOC120-ZBOC121-ZBOC122		
	ZACC146	Valvolina antiritorno Ø15 mm per artt. ZDEV003-ZRAC022 Check-valve Ø15 mm for artt. ZDEV003-ZRAC022		
	ZAST046	Asta pomolo snodino Ø 4 mm piegata per artt. 075-085-135 Bent rod Ø 4 mm with knob for artt. 075-085-135	CR ST	
	ZAST023	Snodo in ABS per asta scarico per artt. 075-085-135 ABS articulation for rod connection for artt. 075-085-135		


		Finiture - Finishes	EUR
	ZBAS055	Basetta in ottone per bocca bordo vasca per art. 040 Brass base for deck mounted spout for art. 040	CR ST
	ZBAS107	Basetta per corpo miscelatore bordo vasca artt. 040-041 Brass base for mixer body on artt. 040-041	CR ST
	ZBAS109	Basetta per artt. 071-071K-075-081-081K-085-131-131K-135 Brass base for artt. 071-071K-075-081-081K-085-131-131K-135	CR ST


		Finiture - Finishes	EUR
	ZBAS085	Set basetta con gambo e fissaggio per artt. 040-041 Brass base with threaded stem and fixing kit for artt. 040-041	CR ST


		Finiture - Finishes	EUR
	ZBOC039	Bocca bordo vasca con basetta e fissaggio per art. 040 Deck mounted spout with brass ring base and fixing set for art. 040	CR ST









		Finiture - Finishes	EUR
	ZBOC065	Bocca standard con aeratore per art. 001 - l.192 mm Standard spout with aerator for art. 001 - l.192 mm	CR ST
	ZBOC098	Bocca con aeratore compatibile con art. 001 - l.120 mm Spout with aerator compatible with art. 001 - l.120 mm	CR ST
	ZBOC099	Bocca con aeratore compatibile con art. 001 - l.240 mm Spout with aerator compatible with art. 001 - l.240 mm	CR ST

		Finiture - Finishes	EUR
	ZBOC110	Bocca con aeratore compatibile con artt. 104-104..70 - l.150 mm Spout with aerator compatible with artt. 104-104..70 - l.150 mm	CR ST
	ZBOC108	Bocca standard con aeratore per artt. 105-105..70 - l.200 mm Standard spout with aerator for artt. 105-105..70 - l.200 mm	CR ST
	ZBOC109	Bocca con aeratore compatibile con artt. 106-106..70 - l.240 mm Spout with aerator compatible with artt. 106-106..70 - l.240 mm	CR ST

		Finiture - Finishes	EUR
	ZCAL007	Calotta per miscelatori a parete per artt. 022-023-026-161-168-168D Nut for wall mounted mixers for artt. 022-023-026-161-168-168D	CR ST

		Finiture - Finishes	EUR
	ZCANA023	Canna tubo diritta con aeratore interasse 200 mm per art. 161 Straight tube spout with aerator for art. 161, distance between centres 200 mm	CR ST

		Finiture - Finishes	EUR
	ZCAP034	Cappuccio sottoleva in metallo per artt. 001-010-015-018-019-022-023-026-040-041-161-168D / BOX010-015 Metal under lever cap for artt. 001-010-015-018-019-022-023-026-040-041-161-168D / BOX010-015	CR ST
	ZCAP062	Cappuccio sottoleva in metallo per artt. 071-071K-075-081-081K-085-104-104..70-105-105..70-106..70-131-131K-135 Metal under lever cap for artt. 071-071K-075-081-081K-085-104-104..70-105-105..70-106..70-131-131K-135	CR ST


			Finiture - Finishes	EUR
	ZCAP066	Cappuccio per deviatore per artt. 018-019 Cover for diverter for artt. 018-019	CR ST	
	ZDEV003	Deviatore completo per miscelatore vasca artt. 022-023-026 Diverter for bath/shower mixer artt. 022-023-026	CR ST	
	ZDEV007	Deviatore completo per miscelatore bordo vasca artt. 040-041 Diverter for deck mounted bath mixer artt. 040-041	CR ST	
	ZDEV048	Deviatore completo per miscelatore incasso artt. 001-015 Diverter for concealed mixer artt. 001-015	CR ST	
	ZDEV100	Deviatore completo per tutti gli artt. BOX015 Complete diverter for all artt. BOX015	CR	
	ZDOC117	Doccia PREMIUM (monogetto) in metallo per artt. 001-023-026-040-041-168D PREMIUM metal hand-shower (single spray) for artt. 001-023-026-040-041-168D	CR ST	
	ZECC029	Eccentrico con rosone 1/2"x 3/4" per miscelatori a parete Adjustable centre 1/2"x 3/4" for wall mounted mixers	CR ST	
	ZFIS028	Set fissaggio per miscelatore bordo vasca artt. 040-041 Fixing set for mixer artt. 040-041		

Finiture - Finishes EUR



ZFIS043 Set fissaggio per artt. 071-071K-075-081-081K-085-131-131K-135
Fixing set for artt. 071-071K-075-081-081K-085-131-131K-135

Finiture - Finishes EUR



ZFIS121 Set di fissaggio per bocca bordo vasca per art. 040
3/4 Fixing kit for spout for art. 040

ZFIS122 Fissaggio per base doccia per artt. 040-041
Fixing kit for shower base for artt. 040-041

Finiture - Finishes EUR



ZFLO001 Flessibile 1500 mm doppia aggraffatura e calotta conica per art. 168D
Flexible hose 1500 mm double interlock and conical nut for art. 168D

ZFLO018 Flessibile 1500 mm doppia aggraffatura e doppia calotta conica per artt. 001-023-026
Flexible hose 1500 mm double interlock and double conical nut for artt. 001-023-026

ZFLO075 Flessibile 150 cm Lusso con calotta conica girevole per art. 168D
Luxury twist-free brass flexible hose 150 cm with conical nut for art. 168D

Finiture - Finishes EUR



ZFLO009 Flessibile ottone doppia aggraffatura F1/2" - M15x1 mm.1500 con calotta conica e peso ecologico per artt. 040-041
F1/2" - M15x1 mm.1500 twist-free double interlock brass flexible hose with conical nut and weight for artt. 040-041

Finiture - Finishes EUR



ZFLX086 Set 5 flex inox per miscelatore bordo vasca artt. 040-041
Set of 5 stainless steel hoses for artt. 040-041

Finiture - Finishes EUR



ZFLX102 Set 2 flex inox SOFT PEX F3/8 cm. 45 per artt. 071-071K-075-081-081K-085-131-131K-135
Set of 2 F3/8 stainless steel hoses cm. 45 SOFT PEX for artt. 071-071K-075-081-081K-085-131-131K-135

Finiture - Finishes EUR












ZGHI010 Ghiera ferma cartuccia per artt. 001-010-015-018-019-022-023-026-040-041-161-168 / BOX010-015
Cartridge fastening ring nut for artt. 001-010-015-018-019-022-023-026-040-041-161-168 / BOX010-015

Finiture - Finishes EUR



ZGHI027 Ghiera per deviatore M37x1.5 per artt. 018-019
M37x1.5 ring nut for diverter for artt. 018-019

			Finiture - Finishes	EUR
	ZGH1030	Ghiera ferma cartuccia M30x1 per artt. 071-071K-075-081-081K-085-104-104..70-105-105..70-106-106..70-131-131K-135 M30x1 cartridge fastening ring nut for artt. 071-071K-075-081-081K-085-104-104..70-105-105..70-106-106..70-131-131K-135	CR	
	ZLEV179	Leva completa Tango per artt. 001-010-015-018-019-022-023-026-040-041-161-168-168D / BOX010-015 Tango lever for artt. 001-010-015-018-019-022-023-026-040-041-161-168-168D / BOX010-015	CR ST	
	ZLEV180	Leva completa Tango per artt. 071-071K-075-081-081K-085-104-104..70-105-105..70-106-106..70-131-131K-135 Tango lever for artt. 071-071K-075-081-081K-085-104-104..70-105-105..70-106-106..70-131-131K-135	CR ST	
	ZMAN130	Maniglia per cartuccia deviatore per art. 019 Complete handle for diverter cartridge for art. 019	CR ST	
	ZMAN138	Maniglia per cartuccia deviatore per art. 018 Complete handle for diverter cartridge for art. 018	CR ST	
	ZPIA026	Piastra 1 foro con guarnizione per art. 010 / 110 x 110 mm One-hole wall plate with gasket for art. 010 / 110 x 110 mm	CR CR/M ST/M	
<div style="border: 1px solid black; padding: 5px; width: fit-content; margin: auto;"> <p>* CR con piastra ABS _ CR/M-ST/M con piastra in Acciaio inox</p> <p>* CR with ABS wall plate _ CR/M-ST/M with Stainless steel wall plate</p> </div>				
	ZPIA027	Piastra 2 fori con guarnizioni per art. 015 / L.120 x h.190 mm Two-hole wall plate with gaskets for art. 015 / L.120 x h.190 mm	CR CR/M ST/M	
<div style="border: 1px solid black; padding: 5px; width: fit-content; margin: auto;"> <p>* CR con piastra ABS _ CR/M-ST/M con piastra in Acciaio inox</p> <p>* CR with ABS wall plate _ CR/M-ST/M with Stainless steel wall plate</p> </div>				
	ZPIA056	Piastra 4 fori in acciaio inox con guarnizioni per art. 001 / L.350 x h.120 mm Four-hole stainless steel wall plate with gaskets for art. 001 / L.350 x h.120 mm	CR ST	
	ZPIA073	Piastra rettangolare in ABS 1 foro con OR per art. BOX010 / 154x192 mm ABS rectangular one-hole wall plate with OR for art. BOX010 / 154x192mm	CR	
	ZPIA075	Piastra rettangolare in ABS 2 fori con OR per art. BOX015 / 154x192 mm ABS rectangular two-hole wall plate with OR for art. BOX015 / 154x192mm	CR	
	ZPIA153	Piastra rettangolare in acciaio inox 2 fori con OR per art. BOX015 / 154x192 mm Stainless steel rectangular two-hole wall plate with OR for art. BOX015 / 154x192mm	ST/M	
<div style="border: 1px solid black; padding: 5px; width: fit-content; margin: auto;"> <p>* CR con piastra ABS _ ST/M con piastra in Acciaio inox</p> <p>* CR with ABS wall plate _ ST/M with Stainless steel wall plate</p> </div>				




		Finiture - Finishes	EUR
ZPIA091	Piastra con guarnizioni per miscelatore incasso (2 uscite) per art. 018 / L.120 x h.190 mm Wall plate with gaskets for concealed shower mixer (2 outlets) for art. 018 / L.120 x h.190 mm	CR CR/M ST/M	
ZPIA090	Piastra con guarnizioni per miscelatore incasso (3 uscite) per art. 019 / L.120 x h.190 mm Wall plate with gaskets for concealed shower mixer (3 outlets) for art. 019 / L.120 x h.190 mm	CR CR/M ST/M	


* CR con piastra ABS _ CR/M-ST/M con piastra in Acciaio inox
* CR with ABS wall plate _ CR/M-ST/M with Stainless steel wall plate



		Finiture - Finishes	EUR
ZPIA108	Piastra in acciaio inox con guarnizione per miscelatore per artt. 104..70-105..70-106..70 / 70 x 70 mm One-hole stainless steel wall plate with gasket for mixer for artt. 104..70-105..70-106..70 / 70 x 70 mm	CR ST	



		Finiture - Finishes	EUR
ZPIA109	Piastra in acciaio inox con guarnizione per bocca per artt. 104..70-105..70-106..70 / 70 x 70 mm One-hole stainless steel wall plate with gasket for spout for artt. 104..70-105..70-106..70 / 70 x 70 mm	CR ST	



		Finiture - Finishes	EUR
ZPIA110	Piastra in acciaio inox 2 fori con guarnizioni per artt. 104-105-106 / L.250 x h.100 mm Two-hole stainless steel wall plate with gaskets for artt. 104-105-106 / L.250 x h.100 mm	CR ST	



		Finiture - Finishes	EUR
ZRAC022	Raccordo 1/2" con OR per artt. 001-168-168D 1/2" connection with OR for artt. 001-168-168D	CR ST	



		Finiture - Finishes	EUR
ZRAC084	Raccordo 3/4" con OR per art. 161 3/4" connection with OR for art. 161	CR ST	



		Finiture - Finishes	EUR
ZSED001	Sede per miscelatori a parete per artt. 022-023-026-161-168-168D Wall mounted single lever mixer seat for artt. 022-023-026-161-168-168D	CR	



- ZVIT092** Cartuccia deviatore (2 uscite) Ø32 mm per art. 018
Diverter cartridge (2 outlets) Ø32 mm for art. 018
- ZVIT091** Cartuccia deviatore (3 uscite) Ø32 mm per art. 019
Diverter cartridge (3 outlets) Ø32 mm for art. 019

Finiture - Finishes **EUR**

light

RAFFINATA

Piccolo fiore all'occhiello per eleganza e raffinatezza, la serie LIGHT si distingue per l'armonia della sua forma rotonda. Di particolare rilievo i modelli a pavimento: miscelatore lavabo e il miscelatore vasca con doccetta e deviatore.

REFINED

Small flagship for elegance and refinement, LIGHT series shines for the harmony of proportions and the simplicity of its round shape. Of particular importance, LIGHT line is completed by the floor mounting models: free standing basin mixer and free standing bath mixer with hand shower and diverter.



FINITURE FINISHES

La serie **LIGHT** è disponibile nelle seguenti finiture:
LIGHT range is available in the following finishes:

CR	cromato <i>chrome plated</i>
BO	finitura bianco opaco <i>matt white finish</i>
NO	finitura nero opaco <i>matt black finish</i>
HG	finitura Honey gold <i>Honey gold finish</i>
HGSP	finitura Honey gold spazzolato <i>Brushed Honey gold finish</i>
ST	finitura steel looking <i>steel looking finish</i>

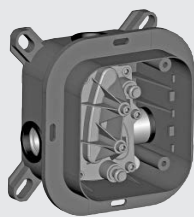
VARIANTI VARIANTS



LIG
LEVA LIGHT CLASSIC
LIGHT CLASSIC HANDLE



LIGX
LEVA CILINDRO
CYLINDER HANDLE

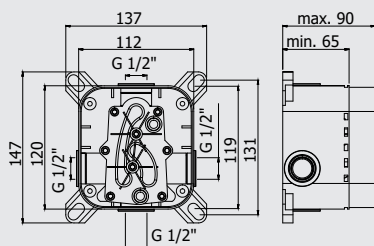


Video istruzioni Pbox
Pbox video instructions



*Da abbinare solo con
LIG BOX010 - LIG BOX015

*To be completed only with
LIG BOX010 - LIG BOX015



Set incasso universale per miscelatori doccia completo di:

- corpo incasso
- box

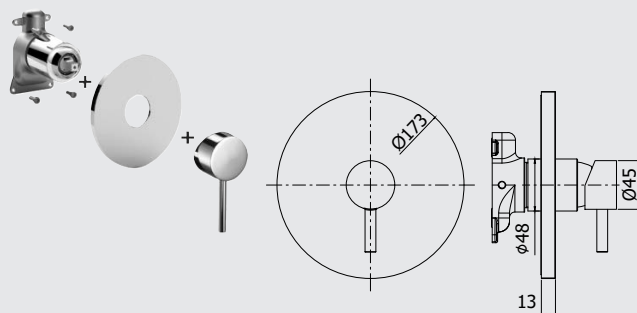
Universal concealed Box for mixers complete with:

- concealed body
- box

PBOX 001

Finiture - Finishes **EUR**

senza set esterno
without external set



*Da abbinare solo con
PBOX 001

*To be completed only with
PBOX 001

Set esterno miscelatore incasso doccia (1 uscita) completo di:

- corpo miscelatore
- piastra in ABS Ø173mm e leva


External set for concealed shower mixer (1 outlet) complete with:

- mixer body
- ABS wall plate Ø173 mm and lever

LIG BOX010

Finiture - Finishes **EUR**

senza deviatore
without diverter

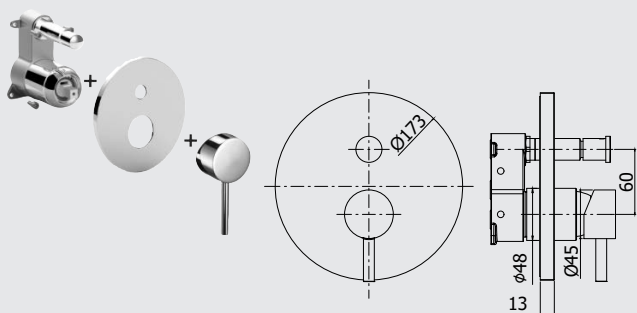


ZPRO BOX010

Prolunga per art. BOX010

- H30mm
- Extension for art. BOX010
- H30mm

CR



*Da abbinare solo con
PBOX 001

*To be completed only with
PBOX 001

* CR con piastra ABS _BO/M-NO/M-HG/M-HGSP/M-ST/M con piastra in Acciaio inox

* CR with ABS wall plate _BO/M-NO/M-HG/M-HGSP/M-ST/M with Stainless steel wall plate

Set esterno miscelatore incasso doccia (2 uscite) completo di:

- corpo miscelatore
- piastra Ø173mm e leva

External set for concealed shower mixer (2 outlets) complete with:

- mixer body
- wall plate Ø173mm and lever

LIG BOX015

Finiture - Finishes **EUR**

con deviatore a pulsante
with push diverter

CR
BO/M
NO/M
HG/M
HGSP/M
ST/M

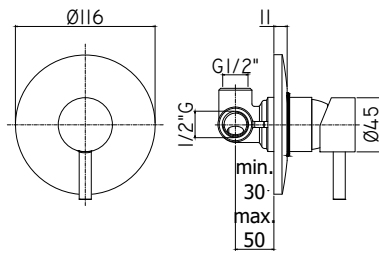


ZPRO BOX015

Prolunga con deviatore per art. BOX015

- H30mm
- Extension with diverter for art. BOX015
- H30mm

CR
BO
NO
HG
HGSP
ST



Miscelatore incasso doccia (1 uscita) completo di:

- piastra
- attacchi 1/2" G

Concealed shower mixer (1 outlet) complete with:

- wall plate
- 1/2" G connections

LIG 010.. **Finiture - Finishes** **EUR**

senza deviatore
 • con piastra in metallo Ø116mm
 without diverter
 • with metal wall plate Ø116mm

CR
 NO
 ST

LIG 011..
 senza deviatore
 • con piastra lusso Ø110mm
 without diverter
 • with luxury wall plate Ø110mm

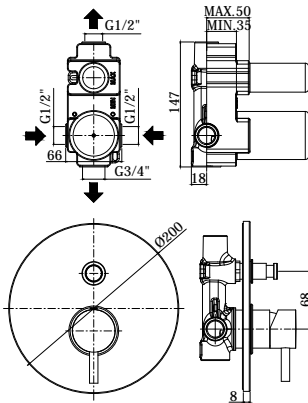
CR
 BO
 NO
 HG
 HGSP
 ST



ZPRO 013..
 Prolunga per art. 010-011
 • H43mm
 Extension for art. 010-011
 • H43mm

CR
 BO
 NO
 HG
 HGSP
 ST

* Per set incasso/esterno separati (v. capitolo Incassi Projects)
 * For concealed/external set divided (see Concealed mixer Projects chapter)



Miscelatore incasso doccia (2 uscite) completo di:

- piastra in metallo Ø200mm
- attacchi calda/fredda e superiore 1/2" G - attacco inferiore 3/4" G

Concealed shower mixer (2 outlets) complete with:

- metal wall plate Ø200mm
- 1/2" G hot/cold and upper connections - 3/4" G lower connection

LIG 015.. **Finiture - Finishes** **EUR**

con deviatore a pulsante
 with push diverter

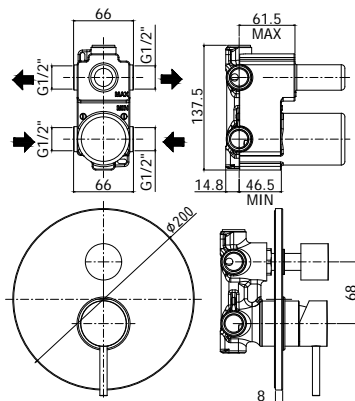
CR
 BO
 NO
 HG
 HGSP
 ST



ZPRO 028..
 Prolunga per art. 015
 • H30mm
 Extension for art. 015
 • H30mm

CR
 BO
 NO
 HG
 HGSP
 ST

* Per set incasso/esterno separati (v. capitolo Incassi Projects)
 * For concealed/external set divided (see Concealed mixer Projects chapter)



Miscelatore incasso doccia (2 uscite) completo di:

- piastra in metallo Ø200mm
- attacchi 1/2" G

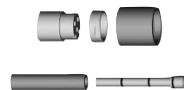
Concealed shower mixer (2 outlets) complete with:

- metal wall plate Ø200mm
- 1/2" G connections

LIG 018.. **Finiture - Finishes** **EUR**

con cartuccia deviatore (2 uscite + 1
 posizione combinata)
 with diverter cartridge (2 outlets + 1
 combined position)

CR
 BO
 NO
 HG
 HGSP
 ST

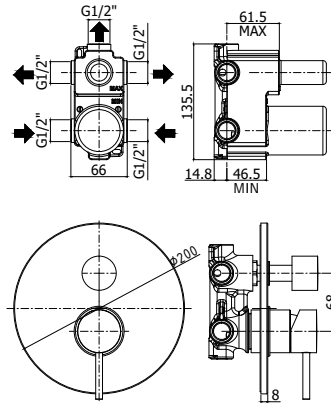


ZPRO 068..
 Prolunga con deviatore per artt. 018-019
 • H30mm
 Extension with diverter for artt. 018-019
 • H30mm

CR
 BO
 NO
 HG
 HGSP
 ST

* Per set incasso/esterno separati (v. capitolo Incassi Projects)
 * For concealed/external set divided (see Concealed mixer Projects chapter)

light



* Per set incasso/esterno separati (v. capitolo Incassi Projects)

* For concealed/external set divided (see Concealed mixer Projects chapter)

Miscelatore incasso doccia (3 uscite) completo di:

- piastra in metallo Ø200mm
- attacchi 1/2" G

Concealed shower mixer (3 outlets) complete with:

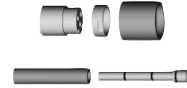
- metal wall plate Ø200mm
- 1/2" G connections

LIG 019..

con cartuccia deviatore (3 uscite + 3 posizioni combinate)
with diverter cartridge (3 outlets + 3 combined positions)

Finiture - Finishes **EUR**

CR
BO
NO
HG
HGSP
ST



ZPRO 068..

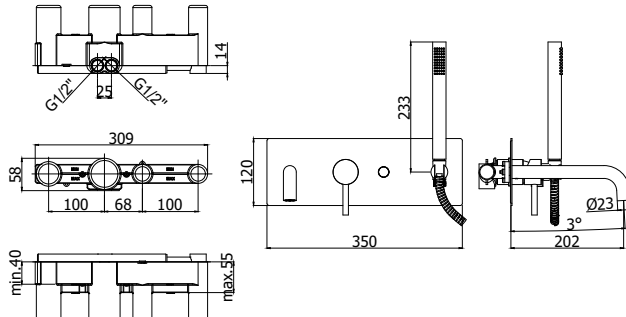
Prolunga con deviatore per artt. 018-019

- H30mm

Extension with diverter for artt. 018-019

- H30mm

CR
BO
NO
HG
HGSP
ST



Miscelatore incasso vasca/doccia (2 uscite) completo di:

- piastra in acciaio inox 350x120mm
- bocca con aeratore M18.5x1
- doccia Master in metallo e flessibile
- attacchi 1/2" G

Concealed bath/shower mixer (2 outlets) complete with:

- stainless steel wall plate 350x120mm
- spout with aerator M18.5x1
- Master metal hand-shower and flexible hose
- 1/2" G connections

LIG 001..

con deviatore a pulsante
with push diverter

Finiture - Finishes **EUR**

CR
BO
NO
HG
HGSP
ST



ZPRO 056..

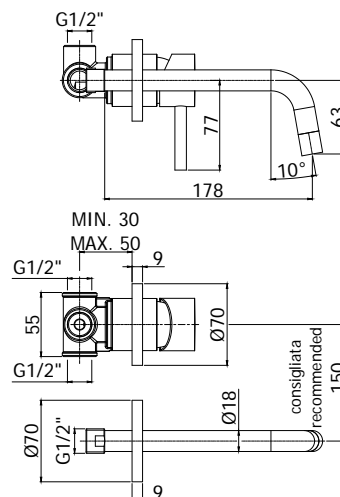
Prolunga con deviatore per artt. 001

- H20mm

Extension with diverter for artt. 001

- H20mm

CR
BO
NO
HG
HGSP
ST



Miscelatore incasso lavabo completo di:

- piastre Ø70mm
- attacchi 1/2" G

Concealed single lever basin mixer complete with:

- wall plates Ø70mm
- 1/2" G connections

LIG 006.. 70

con bocca e aeratore M16x1 - l. 178mm
with spout and aerator M16x1 - l. 178mm

Finiture - Finishes **EUR**

CR
BO
NO
HG
HGSP
ST

LIG 007.. 70

con bocca e aeratore M16x1 - l. 248mm
with spout and aerator M16x1 - l. 248mm

CR
BO
NO
HG
HGSP
ST



ZPRO 013..

Prolunga per artt. 006..70-007..70-010

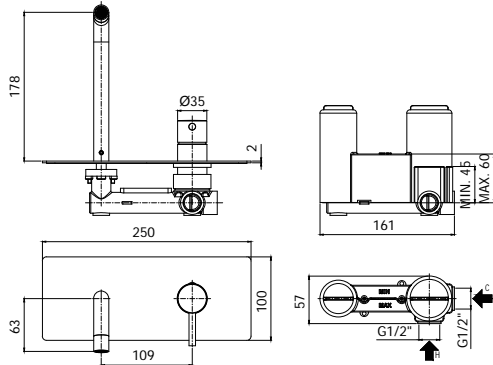
- H43mm

Extension for artt. 006..70-007..70-010

- H43mm

CR
BO
NO
HG
HGSP
ST

new



Miscelatore incasso lavabo completo di:

- piastra in acciaio inox 250x100mm
- attacchi 1/2"G

Concealed single lever basin mixer complete with:

- stainless steel wall plate 250x100mm
- 1/2"G connections

LIG 104..

con bocca e aeratore M16x1 - l. 123mm
with spout and aerator M16x1 - l. 123mm

Finiture - Finishes EUR

- CR
- BO
- NO
- HG
- HGSP
- ST

LIG 105..

con bocca e aeratore M16x1 - l. 178mm
with spout and aerator M16x1 - l. 178mm

- CR
- BO
- NO
- HG
- HGSP
- ST

LIG 106..

con bocca e aeratore M16x1 - l. 248mm
with spout and aerator M16x1 - l. 248mm

- CR
- BO
- NO
- HG
- HGSP
- ST



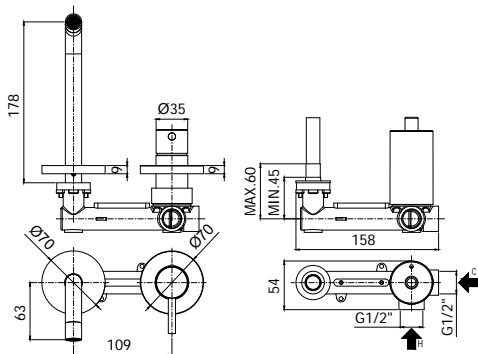
ZPRO 088..

Prolunga per artt. 104-105-106

- H20mm
- Extension for artt. 104-105-106
- H20mm

- CR
- BO
- NO
- HG
- HGSP
- ST

new



Miscelatore incasso lavabo completo di:

- piastre in ottone Ø70mm
- attacchi 1/2"G

Concealed single lever basin mixer complete with:

- metal wall plates Ø70mm
- 1/2"G connections

LIG 104.. 70

con bocca e aeratore M16x1 - l. 123mm
with spout and aerator M16x1 - l. 123mm

Finiture - Finishes EUR

- CR
- BO
- NO
- HG
- HGSP
- ST

LIG 105.. 70

con bocca e aeratore M16x1 - l. 178mm
with spout and aerator M16x1 - l. 178mm

- CR
- BO
- NO
- HG
- HGSP
- ST

LIG 106.. 70

con bocca e aeratore M16x1 - l. 248mm
with spout and aerator M16x1 - l. 248mm

- CR
- BO
- NO
- HG
- HGSP
- ST



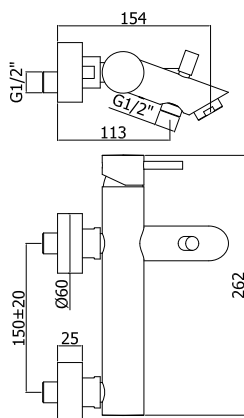
ZPRO 088..

Prolunga per artt. 104..70-105..70-106..70

- H20mm
- Extension for artt. 104..70-105..70-106..70
- H20mm

- CR
- BO
- NO
- HG
- HGSP
- ST

light



Miscelatore vasca/doccia con deviatore completo di:

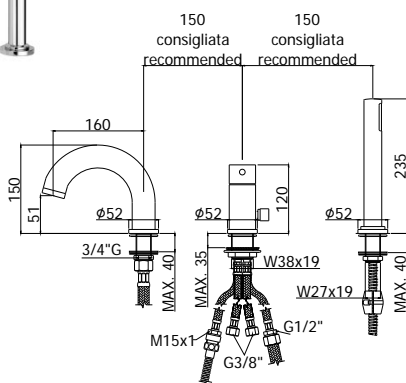
- aeratore M28x1
- set 2 eccentrici 1/2"x3/4"G e rosoni

Bath/shower mixer with diverter complete with:

- aerator M28x1
- set of 2 S-wall-unions 1/2"x3/4"G and wall-plates

LIG 022..	Finiture - Finishes	EUR
senza set doccia without shower set	CR BO NO HG HGSP ST	
LIG 023..		
con supporto a muro snodato in metallo • con doccia e flessibile with metal joint wall bracket • with hand-shower and flexible hose	CR BO NO HG HGSP ST	
LIG 026..		
con supporto a muro fisso in ABS • con doccia e flessibile with ABS fixed wall bracket • with hand-shower and flexible hose	CR	

* CR con doccia BIRILLO/ BO-NO-HG-HGSP-ST con doccia MASTER
* CR with BIRILLO hand-shower/ BO-NO-HG-HGSP-ST with MASTER hand-shower



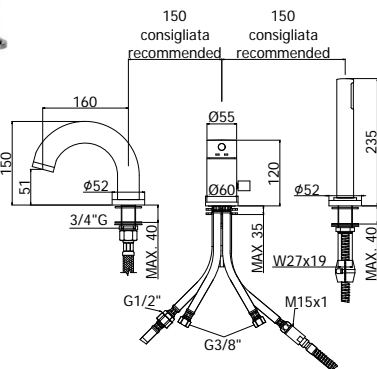
Miscelatore bordo vasca con deviatore completo di:

- set 5 flex inox per miscelatore
- doccia e flessibile con piombo

Deck mounted mixer with diverter complete with:

- set of 5 stainless steel hoses for mixer
- hand-shower and flexible hose with weight

LIG 041 L..	Finiture - Finishes	EUR
senza bocca erogazione (2 fori) without spout (2 holes)	CR	
LIG 040 L..		
con bocca e aeratore M28x1 (3 fori) with spout and aerator M28x1 (3 holes)	CR	



Miscelatore bordo vasca con "portata maggiorata" completo di:

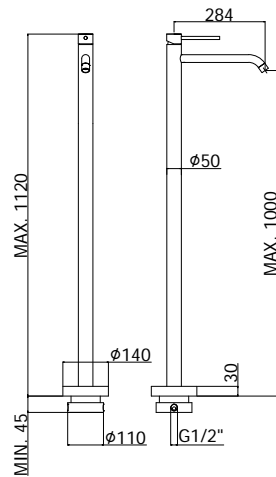

- set 5 flex inox per miscelatore
- doccia e flessibile con piombo

Deck mounted mixer with "increased flow rate" complete with:

- set of 5 stainless steel hoses for mixer
- hand-shower and flexible hose with weight

LIG 048.. MAX FLOW	Finiture - Finishes	EUR
senza bocca erogazione (2 fori) without spout (2 holes)	CR BO NO HG HGSP ST	
LIG 047.. MAX FLOW		
con bocca e aeratore M28x1 (3 fori) with spout and aerator M28x1 (3 holes)	CR BO NO HG HGSP ST	

* CR con doccia BIRILLO/ BO-NO-HG-HGSP-ST con doccia MASTER
* CR with BIRILLO hand-shower/ BO-NO-HG-HGSP-ST with MASTER hand-shower



Miscelatore lavabo a pavimento completo di:

- bocca con aeratore M24x1
- set 2 flessibili inox - M15x1/L.1080 mm

Free-standing basin mixer complete with:

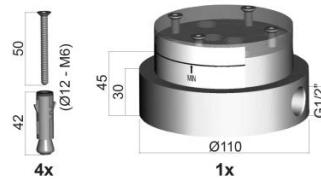
- spout with aerator M24x1
- set of 2 stainless steel hoses - M15x1/L.1080 mm

LIG 031..

* Senza base di fissaggio art. LIG 030
 * Without base for floor mounting art. LIG 030

Finiture - Finishes **EUR**

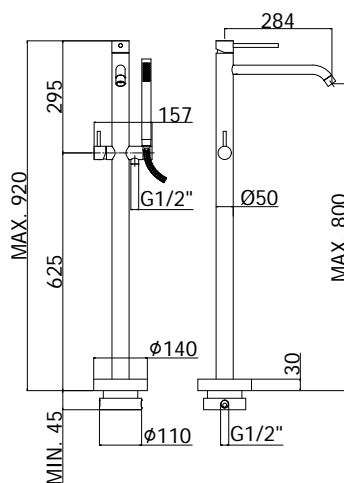
CR
NO



LIG 030..

Base incasso per fissaggio a pavimento:
 • per artt. 031-032

Concealed base for floor mounting:
 • for artt. 031-032



Miscelatore vasca/doccia a pavimento completo di:

- bocca con aeratore M24x1
- doccia Master (monogetto) in metallo
- flessibile PVC argento - 1/2"x1/2" / L.1500 mm
- set 2 flessibili inox - M15x1/L.650 mm

Free-standing bath/shower mixer complete with:

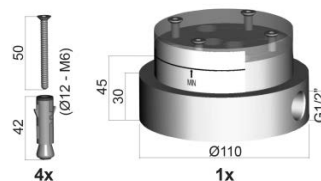
- spout with aerator M24x1
- Master (single spray) metal hand-shower
- silver PVC hose - 1/2"x1/2" / L.1500 mm
- set of 2 stainless steel hoses - M15x1/L.650 mm

LIG 032..

* Senza base di fissaggio art. LIG 030
 * Without base for floor mounting art. LIG 030

Finiture - Finishes **EUR**

CR
BO
NO
HG
HGSP
ST

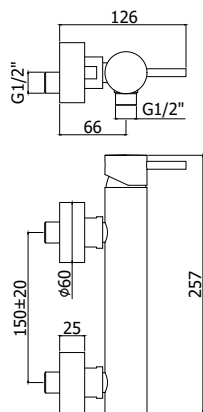


LIG 030..

Base incasso per fissaggio a pavimento:
 • per artt. 031-032

Concealed base for floor mounting:
 • for artt. 031-032

light



* CR con doccia BIRILLO/ BO-NO-HG-HGSP-ST con doccia MASTER
 * CR with BIRILLO hand-shower/ BO-NO-HG-HGSP-ST with MASTER hand-shower

Miscelatore doccia completo di:
 • set 2 eccentrici 1/2"x3/4"G e rosoni
 Shower mixer complete with:
 • set of 2 S-wall-unions 1/2"x3/4"G and wall-plates

LIG 168..

senza set doccia
 • con attacco inferiore 1/2"G
 without shower set
 • with 1/2"G lower connection

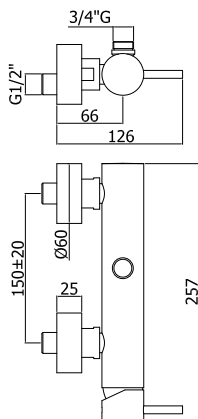
Finiture - Finishes **EUR**

CR
 BO
 NO
 HG
 HGSP
 ST

LIG 168D..

con supporto a muro snodato in metallo
 • con doccia e flessibile
 with metal joint wall bracket
 • with hand-shower and flexible hose

CR
 BO
 NO
 HG
 HGSP
 ST



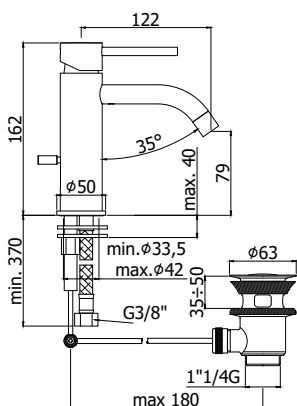
Miscelatore doccia completo di:
 • set 2 eccentrici 1/2"x3/4"G e rosoni
 Shower mixer complete with:
 • set of 2 S-wall-unions 1/2"x3/4"G and wall-plates

LIG 168R..

rovesciato senza set doccia
 • con attacco superiore 3/4"G
 overturned without shower set
 • with 3/4"G upper connection

Finiture - Finishes **EUR**

CR



Miscelatore lavabo completo di:
 • aeratore M16x1
 • set 2 flessibili inox 3/8"G
 Wash basin mixer complete with:
 • aerator M16x1
 • set of 2 stainless steel hoses 3/8"G

LIG 071..

senza scarico
 without pop up waste

Finiture - Finishes **EUR**

CR
 BO
 NO
 HG
 HGSP
 ST

LIG 071K..

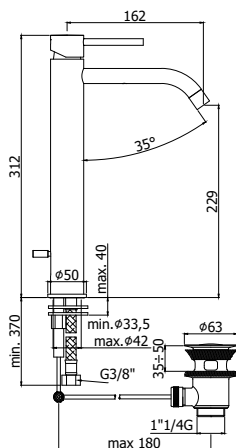
con scarico Clic-Clac 1"1/4G
 with 1"1/4G Clic-Clac press top waste

CR
 BO
 NO
 HG
 HGSP
 ST

LIG 075..

con scarico automatico 1"1/4G
 with 1"1/4G pop up waste

CR
 BO
 NO
 HG
 HGSP
 ST



Miscelatore lavabo prolungato completo di:

- aeratore M16x1
- set 2 flessibili inox 3/8" G

Tall wash basin mixer complete with:

- aerator M16x1
- set of 2 stainless steel hoses 3/8" G

LIG 081..

senza scarico
without pop up waste

Finiture - Finishes **EUR**

CR
BO
NO
HG
HGSP
ST

LIG 081K..

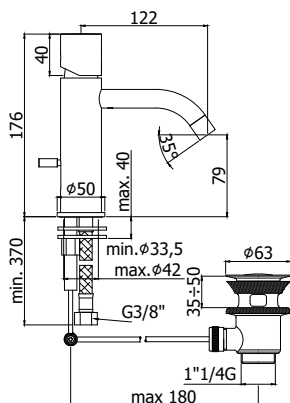
con scarico Clic-Clac 1"1/4G
with 1"1/4G Clic-Clac press top waste

CR
BO
NO
HG
HGSP
ST

LIG 085..

con scarico automatico 1"1/4G
with 1"1/4G pop up waste

CR
BO
NO
HG
HGSP
ST



Miscelatore lavabo completo di:

- aeratore M16x1
- set 2 flessibili inox 3/8" G

Wash basin mixer complete with:

- aerator M16x1
- set of 2 stainless steel hoses 3/8" G

LIGX 071..

senza scarico
without pop up waste

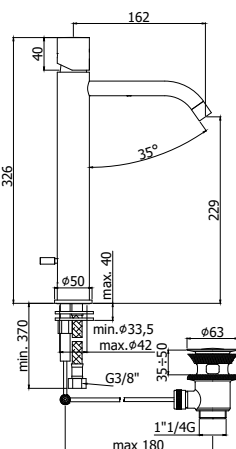
Finiture - Finishes **EUR**

CR
NO
ST

LIGX 075..

con scarico automatico 1"1/4G
with 1"1/4G pop up waste

CR
NO
ST



Miscelatore lavabo prolungato completo di:

- aeratore M16x1
- set 2 flessibili inox 3/8" G

Tall wash basin mixer complete with:

- aerator M16x1
- set of 2 stainless steel hoses 3/8" G

LIGX 081..

senza scarico
without pop up waste

Finiture - Finishes **EUR**

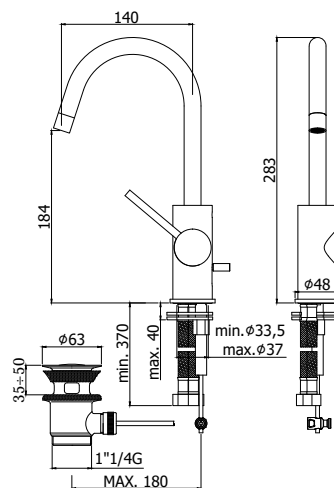
CR
NO
ST

LIGX 085..

con scarico automatico 1"1/4G
with 1"1/4G pop up waste

CR
NO
ST

light



Miscelatore lavabo con canna orientabile completo di:

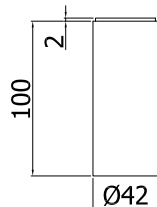
- aeratore M16x1
- set 2 flessibili inox 3/8"G

Wash basin mixer with swivelling spout complete with:

- aerator M16x1
- set of 2 stainless steel hoses 3/8"G

LIG 078..	Finiture - Finishes	EUR
senza scarico without pop up waste	CR BO NO HG HGSP ST	

LIG 077..	Finiture - Finishes	EUR
con scarico automatico 1"1/4G with 1"1/4G pop up waste	CR	



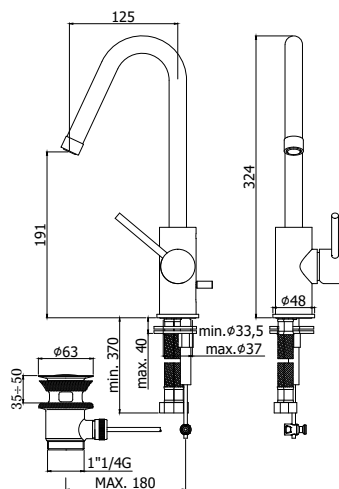
Prolunga per lavabo completa di:

- set fissaggio L.190 mm
- set 2 flessibili inox 3/8"G x L.500 mm

Extension for wash basin mixer complete with:

- fixing set L.190 mm
- set of 2 stainless steel hoses 3/8"G x L.500 mm

ZPRO 250..	Finiture - Finishes	EUR
per art. LIG078-978-180-980 • H100mm	CR BO NO HG HGSP ST	
for art. LIG078-978-180-980 • H100mm		



Miscelatore lavabo con canna orientabile completo di:

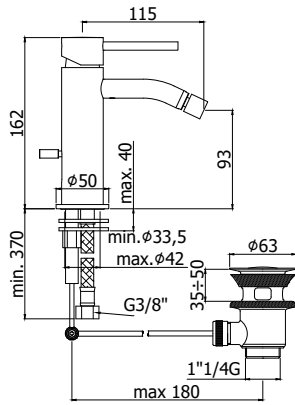
- canna orientabile con aeratore M22x1
- set 2 flessibili inox 3/8"G

Wash basin mixer with swivelling spout complete with:

- swivelling spout with aerator M22x1
- set of 2 stainless steel hoses 3/8"G

LIG 978..	Finiture - Finishes	EUR
senza scarico without pop up waste	CR	

LIG 977..	Finiture - Finishes	EUR
con scarico automatico 1"1/4G with 1"1/4G pop up waste	CR	



Miscelatore bidet completo di:
 • con snodo e aeratore M16x1
 • set 2 flessibili inox 3/8"G
 Bidet mixer complete with:
 • with swivel joint and aerator M16x1
 • set of 2 stainless steel hoses 3/8"G

LIG 131..
 senza scarico
 without pop up waste

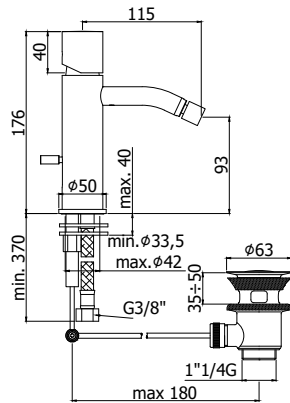
Finiture - Finishes	EUR
CR	
BO	
NO	
HG	
HGSP	
ST	

LIG 131K..
 con scarico Clic-Clac 1"1/4G
 with 1"1/4G Clic-Clac press top waste

Finiture - Finishes	EUR
CR	
BO	
NO	
HG	
HGSP	
ST	

LIG 135..
 con scarico automatico 1"1/4G
 with 1"1/4G pop up waste

Finiture - Finishes	EUR
CR	
BO	
NO	
HG	
HGSP	
ST	



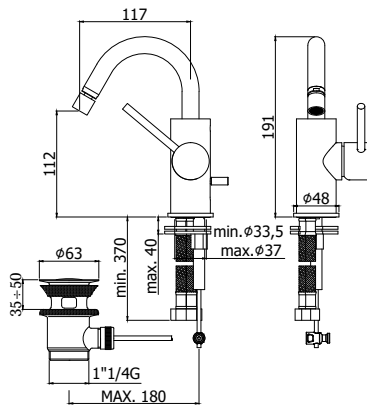
Miscelatore bidet completo di:
 • con snodo e aeratore M16x1
 • set 2 flessibili inox 3/8"G
 Bidet mixer complete with:
 • with swivel joint and aerator M16x1
 • set of 2 stainless steel hoses 3/8"G

LIGX 131..
 senza scarico
 without pop up waste

Finiture - Finishes	EUR
CR	
NO	
ST	

LIGX 135..
 con scarico automatico 1"1/4G
 with 1"1/4G pop up waste

Finiture - Finishes	EUR
CR	
NO	
ST	



Miscelatore bidet con canna orientabile completo di:
 • con snodo e aeratore M16x1
 • set 2 flessibili inox 3/8"G
 Bidet mixer with swivelling spout complete with:
 • with swivel joint and aerator M16x1
 • set of 2 stainless steel hoses 3/8"G

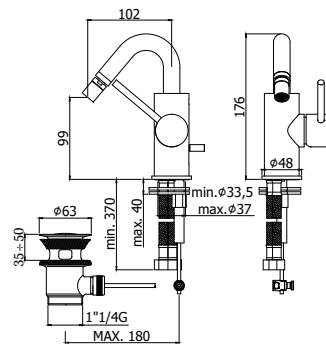
LIG 138..
 senza scarico
 without pop up waste

Finiture - Finishes	EUR
CR	
BO	
NO	
HG	
HGSP	
ST	

LIG 137..
 con scarico automatico 1"1/4G
 with 1"1/4G pop up waste

Finiture - Finishes	EUR
CR	

light



Miscelatore bidet con canna orientabile completo di:

- canna orientabile con aeratore M16x1
- set 2 flessibili inox 3/8"G

Bidet mixer with swivelling spout complete with:

- swivelling spout with aerator M16x1
- set of 2 stainless steel hoses 3/8"G

LIG 938..

senza scarico
without pop up waste

Finiture - Finishes

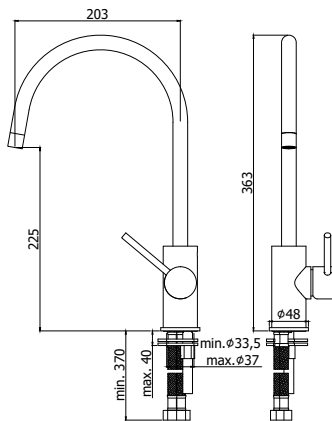
CR

EUR

LIG 937..

con scarico automatico 1"1/4G
with 1"1/4G pop up waste

CR



Miscelatore lavello monoforo con canna orientabile completo di:

- aeratore M16x1
- set 2 flessibili inox 3/8"G

One-hole sink mixer with swivelling spout complete with:

- aerator M16x1
- set of 2 stainless steel hoses 3/8"G

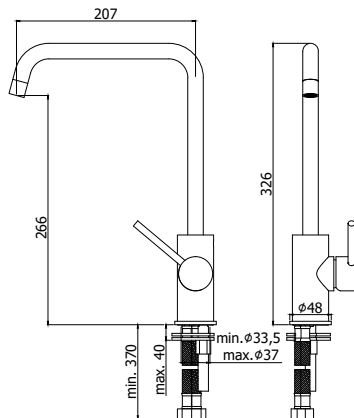
LIG 180..

con canna tubo
with tube spout

Finiture - Finishes

CR

EUR



Miscelatore lavello monoforo completo di:

- aeratore M16x1
- set 2 flessibili inox 3/8"G

One-hole sink mixer complete with:

- aerator M16x1
- set of 2 stainless steel hoses 3/8"G

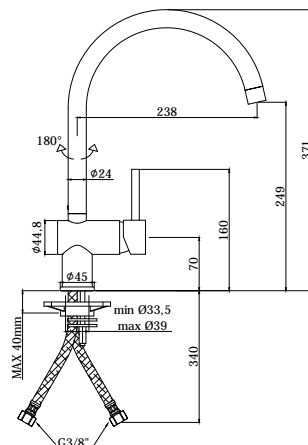
LIG 980..

con canna orientabile
with swivelling spout

Finiture - Finishes

CR

EUR



Miscelatore lavello monoforo completo di:

- aeratore M22x1F
- set 2 flessibili inox 3/8"G

One-hole sink mixer complete with:

- aerator M22x1F
- set of 2 stainless steel hoses 3/8"G

LIG 280..

con canna orientabile
• con canna Ø24mm
with swivelling spout
• with spout - Ø24mm

Finiture - Finishes

CR

BO

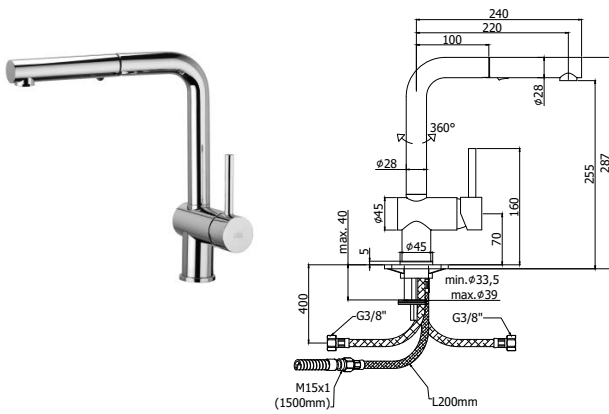
NO

HG

HGSP

ST

EUR



Miscelatore livello monoforo con canna orientabile completo di:

- set 2 flessibili inox 3/8"G
- 1 flessibile inox M15x1
- 1 flessibile nylon 1/2"G x M15x1 cm. 150 con piombo

One-hole sink mixer with swivelling spout complete with:

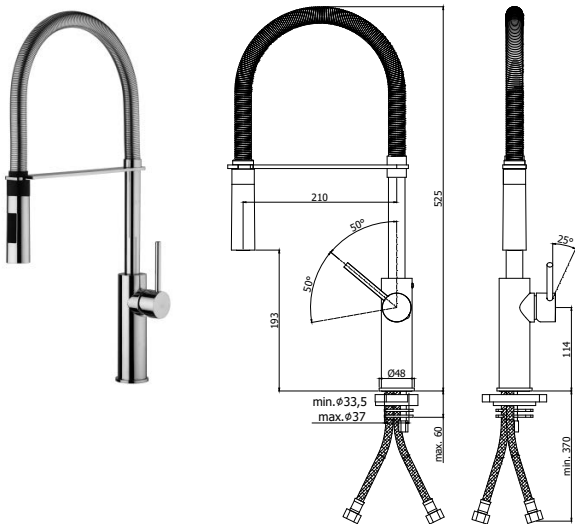
- set of 2 stainless steel hoses 3/8"G
- 1 stainless steel hose M15x1
- 1/2"-M15x1 / L.1500 mm nylon hose with weight

LIG 285.. -MET

con doccia estraibile Dualjet (getto regolabile) in metallo
with Dualjet (adjustable jet) metal pull out hand-shower

Finiture - Finishes **EUR**

CR
BO
NO
HG
HGSP
ST



Miscelatore livello monoforo con canna orientabile completo di:

- doccia Minimal (2 getti) in ABS
- set 2 flessibili inox 3/8"G

One-hole sink mixer with swivelling spout complete with:

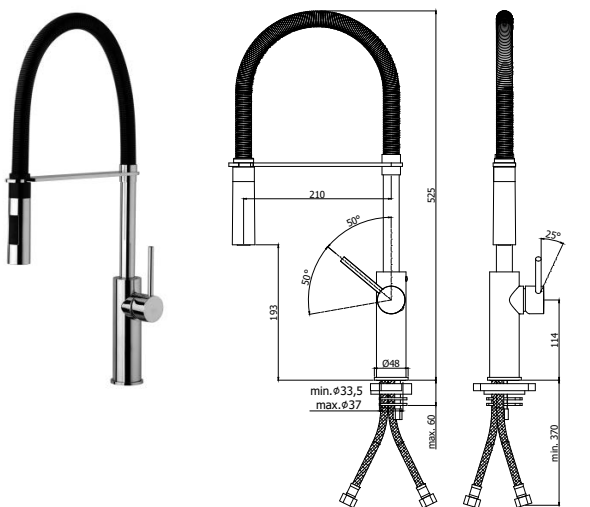
- Minimal ABS hand-shower (two spray-functions)
- set of 2 stainless steel hoses 3/8"G

LIG 179..

Professional
Professional

Finiture - Finishes **EUR**

CR



Miscelatore livello monoforo con canna orientabile completo di:

- doccia Minimal (2 getti) in ABS
- set 2 flessibili inox 3/8"G

One-hole sink mixer with swivelling spout complete with:

- Minimal ABS hand-shower (two spray-functions)
- set of 2 stainless steel hoses 3/8"G

LIG 179..

Professional
Professional

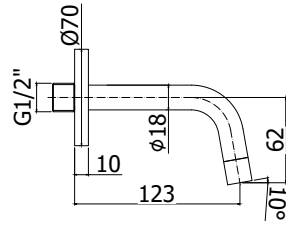
Finiture - Finishes **EUR**

CRNO
NONO
HGNO
HGSPNO
STNO

* CRNO/NONO/HGNO/HGSPNO/STNO - Cromo/Nero opaco/Honey gold/Honey gold spazzolato/Steel looking + molla nero opaco

* CRNO/NONO/HGNO/HGSPNO/STNO - Chrome/Matt black/Honey gold/Brushed honey gold/Steel looking + matt black spring

light



Bocca a muro per **lavabo** completa di:

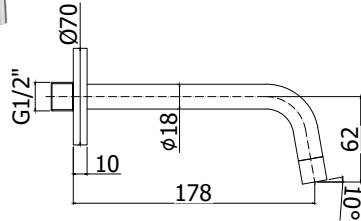
- aeratore M16x1
- piastra in metallo Ø70mm
- attacco 1/2"G

Wall spout for **basin mixer** complete with:

- aerator M16x1
- metal wall plate Ø70mm
- 1/2"G connection

ZBOC 103..
 Ø18 con lunghezza l. 123mm
 Ø18 with length l. 123mm

Finiture - Finishes	EUR
CR	
BO	
NO	
HG	
HGSP	
ST	



Bocca a muro per **lavabo** completa di:

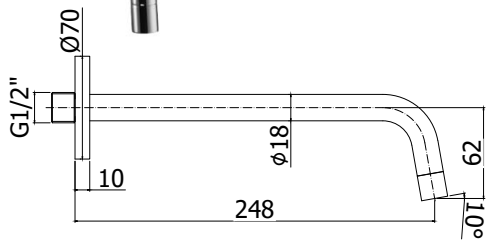
- aeratore M16x1
- piastra in metallo Ø70mm
- attacco 1/2"G

Wall spout for **basin mixer** complete with:

- aerator M16x1
- metal wall plate Ø70mm
- 1/2"G connection

ZBOC 045..
 Ø18 con lunghezza l. 178mm
 • per art. 006..70
 Ø18 with length l. 178mm
 • for art. 006..70

Finiture - Finishes	EUR
CR	
BO	
NO	
HG	
HGSP	
ST	



Bocca a muro per **lavabo** completa di:

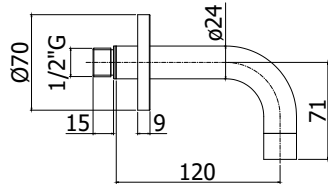
- aeratore M16x1
- piastra in metallo Ø70mm
- attacco 1/2"G

Wall spout for **basin mixer** complete with:

- aerator M16x1
- metal wall plate Ø70mm
- 1/2"G connection

ZBOC 046..
 Ø18 con lunghezza l. 248mm
 • per art. 007..70
 Ø18 with length l. 248mm
 • for art. 007..70

Finiture - Finishes	EUR
CR	
BO	
NO	
HG	
HGSP	
ST	



Bocca a muro per vasca completa di:

- aeratore M22x1
- piastra in metallo Ø70mm
- attacco 1/2" G

Wall spout for bath complete with:

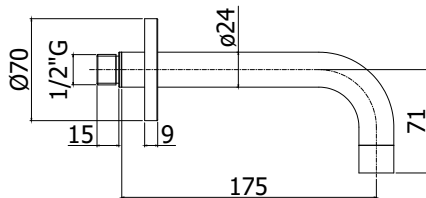
- aerator M22x1
- metal wall plate Ø70mm
- 1/2" G connection

ZBOC 140..

Ø24 con lunghezza l. 120mm
Ø24 with length l. 120mm

Finiture - Finishes **EUR**

- CR
- BO
- NO
- HG
- HGSP
- ST



Bocca a muro per vasca completa di:

- aeratore M22x1
- piastra in metallo Ø70mm
- attacco 1/2" G

Wall spout for bath complete with:

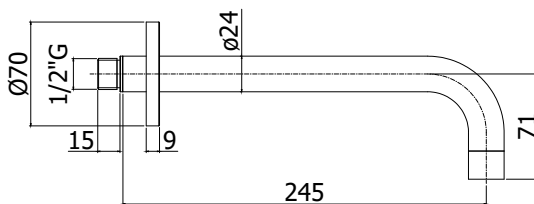
- aerator M22x1
- metal wall plate Ø70mm
- 1/2" G connection

ZBOC 139..

Ø24 con lunghezza l. 175mm
Ø24 with length l. 175mm

Finiture - Finishes **EUR**

- CR
- BO
- NO
- HG
- HGSP
- ST



Bocca a muro per vasca completa di:

- aeratore M22x1
- piastra in metallo Ø70mm
- attacco 1/2" G

Wall spout for bath complete with:

- aerator M22x1
- metal wall plate Ø70mm
- 1/2" G connection

ZBOC 141..

Ø24 con lunghezza l. 245mm
Ø24 with length l. 245mm

Finiture - Finishes **EUR**

- CR
- BO
- NO
- HG
- HGSP
- ST



ZA91102R Cartuccia completa Ø40 senza distributore con regolazione per artt. 031-032
Complete cartridge Ø40 without distributor with regulation for artt. 031-032

ZA91104R Cartuccia completa Ø35 senza distributore con regolazione per artt. 001-006..70 - 007..70 - 010-011-015-018-019-040-041 / BOX010-015
Complete cartridge Ø35 without distributor with regulation for artt. 001-006..70 - 007..70 - 010-011-015-018-019-040-041 / BOX010-015

ZA91151 Cartuccia completa Ø 35 mm senza distributore per artt. 280-285
Complete cartridge Ø 35 mm without distributor for artt. 280-285

ZA91280 Cartuccia completa Ø40 senza distributore per artt. 047-048
Complete cartridge Ø40 without distributor for artt. 047-048

Finiture - Finishes **EUR**



ZA91103R Cartuccia completa Ø35 con distributore con regolazione artt. 022-023-026-168-168D-168R
Complete cartridge Ø35 with distributor with regulation artt. 022-023-026-168-168D-168R

Finiture - Finishes **EUR**



ZA91140 Cartuccia completa Ø25 per artt. 071-071K-075-077-078-081-081K-085-131-131K-135-137-138-179-180-937-938-977-978-980
Complete cartridge Ø25 for artt. 071-071K-075-077-078-081-081K-085-131-131K-135-137-138-179-180-937-938-977-978-980

Finiture - Finishes **EUR**



ZA91160 Cartuccia completa Ø28 senza distributore per artt. 101-103 - 101..70 - 103..70
Complete cartridge Ø28 without distributor for artt. 101-103 - 101..70 - 103..70

Finiture - Finishes **EUR**



ZA91170 Cartuccia completa Ø 25 mm per deviatore artt. 032
Complete cartridge Ø 25 mm for diverter artt. 032

Finiture - Finishes **EUR**



ZA91231 Cartuccia completa Ø 25 mm per artt. 104-104..70-105-105..70-106-106..70
Complete cartridge Ø 25 mm for artt. 104-104..70-105-105..70-106-106..70

Finiture - Finishes **EUR**



ZACC146 Valvolina antiritorno Ø15 mm per artt. ZDEV088..V-ZRAC054-ZRAC104
Check-valve Ø15 mm for artt. ZDEV088..V-ZRAC054-ZRAC104

ZACC232 Valvolina antiritorno Ø14 mm per doccia per artt. ZDOC069-ZDOC094
Check-valve Ø14 mm for shower for artt. ZDOC069-ZDOC094

Finiture - Finishes **EUR**



ZACC350 Molla superiore filo Ø 2 mm per art. 179
Top spring Ø 2 mm for art. 179

Finiture - Finishes EUR

CR
NO

* NO - Molla nero opaco

* NO - Matt black spring



ZACC352 Supporto per doccia per art. 179
Hand-shower bracket for art. 179

Finiture - Finishes EUR

CR
NO
HG
HGSP
ST



ZAER003 Aeratore completo Ø28 per artt. 022-023-026
Complete aerator Ø28 for artt. 022-023-026

Finiture - Finishes EUR

CR
BO
NO
HG
HGSP
ST

ZAER024 Aeratore completo Ø24 per artt. 031-032
Complete aerator Ø24 for artt. 031-032

CR
BO
NO
HG
HGSP
ST

ZAER033 Aeratore Ø 22x1F per art. 280
Aerator Ø 22x1F for art. 280

CR
BO
NO
HG
HGSP
ST

ZAER048 Aeratore completo Ø22 per artt. 977-978
Complete aerator Ø22 for artt. 977-978

CR

ZAER052 Aeratore completo Ø18 artt. 006..70-007..70-071-071K-075-077-078-081-081K-085-101-101..70-103-103..70-104-104..70-105-105..70-106-106..70-131-131K-135-137-138-180-937-938-980 / ZBOC045-046-103
Complete aerator Ø18 artt. 006..70-007..70-071-071K-075-077-078-081-081K-085-101-101..70-103-103..70-104-104..70-105-105..70-106-106..70-131-131K-135-137-138-180-937-938-980 / ZBOC045-046-103

CR
BO
NO
HG
HGSP
ST

ZAER129 Aeratore completo Ø24 per artt. ZBOC139-140-141
Complete aerator Ø24 for artt. ZBOC139-140-141

CR
BO
NO
HG
HGSP
ST



ZAER077 Snodo con aeratore per artt. 131-131K-135-137-138-937-938
Joint with aerator for artt. 131-131K-135-137-138-937-938

Finiture - Finishes EUR

CR
BO
NO
HG
HGSP
ST




ZAER040 Aeratore completo per art. 040
Complete aerator for art. 040

Finiture - Finishes EUR


CR

ZAER110 Aeratore completo Ø28 per art. 047
Complete aerator Ø28 for art. 047

CR
BO
NO
HG
HGSP
ST



ZAER123 Aeratore a scomparsa Ø18.5x1 + chiave per art. 001
Hidden aerator Ø18.5x1 + key for art. 001



ZAST041 Asta scarico completa per artt. 075-077-085-135-137-937-977
Complete rod for waste for artt. 075-077-085-135-137-937-977

CR
CRBO
CRNO
HG
HGSP
ST



ZBAS076..SC Base + basetta + fissaggio per doccia per artt. 040-041-047-048
Ring + base + fixing set for hand shower for artt. 040-041-047-048

CR
BO
NO
HG
HGSP
ST



ZFIS122 Fissaggio per base doccia artt. 040-041-047-048
Fixing kit for base for shower artt. 040-041-047-048



ZBAS040 Basetta miscelatore per artt. 040L-041L
Brass base-ring for mixer artt. 040L-041L

CR

ZBAS041 Basetta per bocca artt. 040L-047
Brass base-ring for spout artt. 040L-047

CR
BO
NO
HG
HGSP
ST

ZBAS058 Basetta miscelatore artt. 071-071K-075-081-081K-085-131-131K-135
Brass base-ring artt. 071-071K-075-081-081K-085-131-131K-135

CR
BO
NO
HG
HGSP
ST

ZBAS059 Basetta miscelatore artt. 077-078-137-138-179-180-937-938-977-978-980
Brass base-ring artt. 077-078-137-138-179-180-937-938-977-978-980

CR
BO
NO
HG
HGSP
ST

ZBAS082 Basetta miscelatore artt. 280-285
Brass base-ring artt. 280-285

CR
BO
NO
HG
HGSP
ST

ZBAS098 Basetta miscelatore per artt. 047-048
Brass base-ring for mixer artt. 047-048

CR
BO
NO
HG
HGSP
ST









ZBOC032 Bocca bordo vasca con basetta ottone, aeratore e fissaggio art. 040
Deck mounted spout with brass ring base, aerator and fixing set art. 040

CR

ZBOC090 Bocca bordo vasca con basetta ottone, aeratore e fissaggio art. 047
Deck mounted spout with brass ring base, aerator and fixing set art. 047

CR
BO
NO
HG
HGSP
ST

		Finiture - Finishes	EUR
	ZBOC104	Bocca a muro Ø18 x l.120 mm senza piastra compatibile con artt. 101-103 Wall spout Ø18 x l.120 mm without wall plate compatible with art. 101-103	CR NO ST
	ZBOC047	Bocca a muro Ø18 x l.175 mm senza piastra per art. 101 Wall spout Ø18 x l.175 mm without wall plate for art. 101	CR NO ST
	ZBOC048	Bocca a muro Ø18 x l.245 mm senza piastra per art. 103 Wall spout Ø18 x l.245 mm without wall plate for art. 103	CR NO ST
<hr/>			
	ZBOC102	Bocca a muro Ø18 x l.120 mm con piastra Ø70 mm compatibile con artt. 101..70-103..70 Wall spout Ø18 x l.120 mm with wall plate Ø70 mm compatible with art. 101..70-103..70	CR NO ST
	ZBOC092	Bocca a muro Ø18 x l.175 mm con piastra Ø70 mm per art. 101..70 Wall spout Ø18 x l.175 mm with wall plate Ø70 mm for art. 101..70	CR NO ST
	ZBOC093	Bocca a muro Ø18 x l.245 mm con piastra Ø70 mm per art. 103..70 Wall spout Ø18 x l.245 mm with wall plate Ø70 mm for art. 103..70	CR NO ST
<hr/>			
	ZBOC136	Bocca a muro Ø18 x l.123 mm per artt. 104-104..70 Wall spout Ø18 x l.123 mm for artt. 104-104..70	CR BO NO HG HGSP ST
	ZBOC137	Bocca a muro Ø18 x l.178 mm per artt. 105-105..70 Wall spout Ø18 x l.178 mm for artt. 105-105..70	CR BO NO HG HGSP ST
	ZBOC138	Bocca a muro Ø18 x l.248 mm per artt. 106-106..70 Wall spout Ø18 x l.248 mm for artt. 106-106..70	CR BO NO HG HGSP ST
<hr/>			
	ZBOC107	Bocca Ø26 con aeratore per artt. 031-032 Ø26 spout with aerator for artt. 031-032	CR BO NO HG HGSP ST
	ZBOC129	Bocca Ø23 con aeratore per art. 001 Ø23 spout with aerator for art. 001	CR BO NO HG HGSP ST
<hr/>			
	ZCAL017	Calotta per gruppi a parete Nut for wall mounted traditional mixers	CR BO NO HG HGSP ST
<hr/>			
	ZCAN201	Canna Ø28 senza raccordo con boccola per art. 285 Spout Ø28 mm for art. 285	CR BO NO HG HGSP ST

light

ricambi - spare parts



ZCANA081 Canna tonda con aeratore artt. 977-978
Tube spout with aerator artt. 977-978

Finiture - Finishes **EUR**
CR

ZCANA082 Canna tonda con aeratore snodato artt. 937-938
Tube Ø20 spout with adjustable aerator artt. 937-938

CR



ZCANA092 Canna tonda con aeratore Ø18 due pieghe art. 980
Ø18 high tube spout with aerator art. 980

Finiture - Finishes **EUR**
CR



ZCANA095 Canna tonda Ø18 con aeratore artt. 077-078
Ø18 round tube spout with aerator artt. 077-078

Finiture - Finishes **EUR**
CR
BO
NO
HG
HGSP
ST

ZCANA096 Canna alta tonda Ø18 con aeratore art. 180
Ø18 high round tube spout with aerator art. 180

CR

ZCANA097 Canna tonda Ø18 con aeratore snodato artt. 137-138
Ø18 round tube spout with adjustable aerator artt. 137-138

CR
BO
NO
HG
HGSP
ST



ZCANA109 Canna tubo TONDA ombrello completa di aeratore e raccordo per artt. 280
ROUND tube spout with aerator for artt. 280

Finiture - Finishes **EUR**
CR
BO
NO
HG
HGSP
ST



ZCAP047 Cappuccio sottoleva W27x19 artt. 101-103 - 101..70 - 103..70
Under lever cap W27x19 artt. 101-103 - 101..70 - 103..70

Finiture - Finishes **EUR**
CR
NO
ST



ZCAP066 Cappuccio per deviatore per artt. 018-019
Cover for diverter for artt. 018-019

Finiture - Finishes **EUR**
CR
BO
NO
HG
HGSP
ST



ZCAP023 Cappuccio sottoleva per artt. 031-032-047-048
Under lever cap for artt. 031-032-047-048

Finiture - Finishes **EUR**

CR
BO
NO
HG
HGSP
ST

ZCAP034 Cappuccio sottoleva per artt. 001- 006..70 - 007..70
-010-011-015-018-019-022-023-026-040-041-168-168D-168R-280-285 / BOX010-015
Under lever cap for artt. 001- 006..70 - 007..70
-010-011-015-018-019-022-023-026-040-041-168-168D-168R-280-285 / BOX010-015

CR
BO
NO
HG
HGSP
ST

ZCAP048 Cappuccio sottoleva M30x1 artt. 071-071K-075-077-078-081-081K-085-131-
131K-135-137-138-179-180-937-938-977-978-980
Under lever cap M30x1 artt. 071-071K-075-077-078-081-081K-085-131-
131K-135-137-138-179-180-937-938-977-978-980

CR
BO
NO
HG
HGSP
ST

ZCAP061 Cappuccio sottoleva per deviatore per art. 032
Under lever cap for diverter for art. 032

CR
BO
NO
HG
HGSP
ST

ZCAP062 Cappuccio sottoleva in metallo per artt. 104-104..70-105-105..70-106..70
Metal under lever cap for artt. 104-104..70-105-105..70-106..70

CR
BO
NO
HG
HGSP
ST

Finiture - Finishes **EUR**

CR



ZDEV007 Deviatore completo miscelatore bordo vasca art. 040L-041L
Complete diverter for bath mixer deck mounted art. 040L-041L

Finiture - Finishes **EUR**

CR
BO
NO
HG
HGSP
ST



ZDEV048 Deviatore completo miscelatore incasso artt. 001-015
Complete diverter for built-in mixer artt. 001-015

Finiture - Finishes **EUR**

CR
BO
NO
HG
HGSP
ST



ZDEV088.. V Deviatore con valvolina antiritorno per miscelatore vasca esterno per artt. 022-023-026
Diverter with check-valve for bath/shower mixer for artt. 022-023-026

Finiture - Finishes **EUR**

CR
BO
NO
HG
HGSP
ST



ZDEV100 Deviatore completo per art. BOX015
Complete diverter for art. BOX015

Finiture - Finishes **EUR**








CR
BO
NO
HG
HGSP
ST



ZDEV101 Deviatore completo miscelatore bordo vasca artt. 047-048
Complete diverter for bath mixer deck mounted artt. 047-048

light ricambi - spare parts

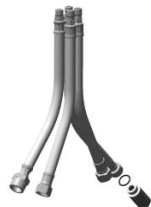
		Finiture - Finishes	EUR
	ZDOC032 Doccia BIRILLO (monogetto) in ABS per artt. 023-026-040-041-047-048-168D BIRILLO ABS hand-shower (single spray) for artt. 023-026-040-041-047-048-168D	CR	
	ZDOC067 Doccia MASTER (monogetto) in metallo per artt. 023-032-040-041-047-048-168D MASTER metal hand-shower (single-spray) for artt. 023-032-040-041-047-048-168D	CR BO NO HG HGSP ST	
	ZDOC069 Doccia Minimal (2 getti) in ABS con valvolina antiritorno per art. 179 Minimal ABS hand-shower (two spray-functions) with check-valve for art. 179	CR NO HG HGSP ST	
	ZAER050 Aeratore a scomparsa con chiavetta per art. ZDOC69 Hidden aerator with key for art. ZDOC69		
	ZDOC094 Doccia Dualjet (getto regolabile) in metallo con valvolina antiritorno per art. 285 Dualjet metal hand-shower (adjustable jet) with check-valve for art. 285	CR BO NO HG HGSP ST	
	ZAER118 Aeratore con chiavetta per art. ZDOC94 Aerator with key for art. ZDOC94	CR BO NO HG HGSP ST	
	ZECC022 Eccentrico con rosone per miscelatori a parete Adjustable centre for wall mounted mixers	CR BO NO HG HGSP ST	
	ZFIS008/140 Set fissaggio per art. 280 Fixing set for art. 280		
	ZFIS083 Fissaggio miscelatore con scarico per artt. 075-077-085-135-137-937-977 Fixing kit for art. 075-077-085-135-137-937-977		
	ZFIS099 Fissaggio miscelatore senza scarico per artt. 071-071K-078-081-081K-131-131K-138-180-938-978-980 Fixing kit for artt. 071-071K-078-081-081K-131-131K-138-180-938-978-980		
	ZFIS107 Set fissaggio per art. 285 Fixing set for art. 285		
	ZFIS130 Set fissaggio per art. 179 Fixing set for art. 179		
	ZFIS121 Fissaggio 3/4 per bocca bordo vasca artt. 040L-047 3/4 Fixing kit for spout artt. 0040L-047		

		Finiture - Finishes	EUR
	ZFIS123 Fissaggio per corpo miscelatore bordo vasca per artt. 040-041 Fixing kit for mixer body for artt. 040-041		
	ZFIS127 Fissaggio per corpo miscelatore bordo vasca artt. 047-048 Fixing kit for mixer body artt. 047-048		
	ZFLO001 Flessibile 1/2"x1/2" mm.1500 con calotta conica doppia aggraffatura per artt. 023-026-032-168D Double fastened longlife metal flexible hose 1/2"x1/2" mm.1500 with conical nut for artt. 023-026-032-168D	CR	
	ZFLO018 Flessibile 1500 mm doppia aggraffatura e doppia calotta conica per art. 001 Flexible hose 1500 mm double interlock and double conical nut for art. 001	CR	
	ZFLO075 Flessibile 150 cm Lusso con calotta conica girevole per artt. 001-023-032-168D Luxury twist-free brass flexible hose 150 cm with conical nut for artt. 001-023-032-168D	HG HGSP ST	
	ZFLO009 Flessibile F1/2" M15x1 mm.1500 con calotta conica doppia aggraffatura con peso ecologico per artt. 040-041-047-048 Double fastened longlife metal flexible hose F1/2" M15x1 mm.1500 with conical nut and weight for artt. 040-041-047-048	CR CRBO CRNO HG HGSP ST	
	ZFLO063 Flex nylon 1500 mm con peso ecologico 1 calotta girevole per artt. 185-285 1500 mm nylon hose with weight with twist-free conical nut for artt. 185-285	CR BO NO HG HGSP ST	
	ZFLO031 Flessibile PVC argento 1/2"x1/2"/L. 1500 mm con doppia calotta conica per art. 032 1/2"x1/2"/L. 1500 mm Silver PVC hose with double conical nut for art. 032	AG	
	ZFLO071 Flessibile PVC colorato 1/2"x1/2"G - 1500mm per artt. 001-023-032-168D (bianco o nero opaco) 1/2"x1/2"G - 1500mm colored PVC hose for artt. 001-023-032-168D (matt white or black)	BO NO	
	ZFLX061 Flex inox Ø14 cm. 53 plastificato per art. 179 PVC coated flex inox Ø14 cm. 53 for art. 179	CR CR50	
	CR50 - Flex inox speciale per art. 179 CR50 - Special flex inox for art. 179		



ZFLX086 Set flex inox (5 pezzi) per artt. 040-041
Set of 5 pcs. inox flex for artt. 040-041

Finiture - Finishes **EUR**
CR



ZFLX132 Set flex inox (4 pezzi) per artt. 047-048
Set of 4 pcs. inox flex for artt. 047-048

Finiture - Finishes **EUR**
CR



ZFLX098 Set flessibili inox M10x1 F3/8" 400 mm con guarnizione (2 pezzi) per art. 280
Set of 2 stainless steel hoses M10x1 F3/8" 400 mm with gaskets for art. 280

Finiture - Finishes **EUR**
CR

ZFLX095 Set flessibili inox F3/8" (3 pezzi) per art. 285
Set of 3 stainless steel hoses F3/8" for artt. 285

CR

ZFLX101 Set 2 flex inox SOFT PEX F3/8 450 mm per artt. 071-071K-075-081-081K-085-131-131K-135
Set of 2 F3/8 stainless steel hoses 450 mm SOFT PEX for artt. 071-071K-075-081-081K-085-131-131K-135

CRPX

ZFLX102 Set 2 flex inox SOFT PEX F3/8 450 mm per artt. 077-078-137-138-179-180-937-938-977-978-980
Set of 2 F3/8 stainless steel hoses 450 mm SOFT PEX for artt. 077-078-137-138-179-180-937-938-977-978-980

CRPX

ZFLX116 Flex inox cm. 65 M10x1/M15x1 (1 pezzo) per art. 032
(1 piece) inox flex cm. 65 M10x1/M15x1 for art. 032

CR

ZFLX118 Flex inox cm. 108 M15x1/M15x1 (1 pezzo) per art. 031
(1 piece) inox flex cm. 108 M15x1/M15x1 for art. 031

CR

ZFLX133 Flex inox F.3/4"xF.1/2" cm 60 per bocca per art. 047
Inox flex F.3/4"xF.1/2" cm 60 for spout for art. 047

CR



ZGHI001 Ghiera fermacartuccia per artt. 047-048
Ring-nut for cartridge fastening for artt. 047-048

Finiture - Finishes **EUR**


ZGHI007 Ghiera fermacartuccia per artt. 031-032
Ring-nut for cartridge fastening for artt. 031-032

ZGHI010 Ghiera fermacartuccia M37x1 per artt. 001-006..70 - 007..70 - 010-011-015-018-019-022-023-026-040L-041L-168-168D-168R-280-285 / BOX010-015
Ring-nut for cartridge fastening M37x1 for artt. 001-006..70 - 007..70 - 010-011-015-018-019-022-023-026-040L-041L-168-168D-168R-280-285 / BOX010-015

ZGHI015 Ghiera fermacartuccia M33x1,5 per artt. 101-103 - 101..70 - 103..70
Ring-nut for cartridge fastening M33x1,5 for artt. 101-103 - 101..70 - 103..70

ZGHI019 Ghiera fermacartuccia M30x1 per artt.071-071K-075-081-081K-085-131-131K-135
Ring-nut for cartridge fastening M30x1 for artt.071-071K-075-081-081K-085-131-131K-135

Finiture - Finishes **EUR**



ZGHI013 Bussola fermacartuccia artt. 077-078-137-138-179-180-937-938-977-978-980
Nut for cartridge fastening artt. 077-078-137-138-179-180-937-938-977-978-980

ZGHI024 Bussola fermacartuccia per deviatore art. 032
Nut for cartridge fastening for diverter art. 032

Finiture - Finishes **EUR**




ZGHI027 Ghiera per deviatore M37x1.5 per artt. 018-019
M37x1.5 ring nut for diverter for artt. 018-019



ZGHI030 Ghiera ferma cartuccia M30x1 per artt. 104-104..70-105-105..70-106-106..70
M30x1 cartridge fastening ring nut for artt. 104-104..70-105-105..70-106-106..70

Finiture - Finishes **EUR**
CR



ZLEV085 Leva completa Ø45 per artt. 010-011-015-018-019 / BOX010-015
Complete lever Ø45 per artt. 010-011-015-018-019 / BOX010-015

Finiture - Finishes **EUR**

CR
BO
NO
HG
HGSP
ST

ZLEV104 Leva completa Ø50 per artt. 040L-041L
Complete lever Ø50 for artt. 040L-041L

CR

ZLEV107 Leva completa Ø39,5 per artt. 071-071K-075-081-081K-085-131-131K-135
Complete lever Ø39,5 for artt. 071-071K-075-081-081K-085-131-131K-135

CR
BO
NO
HG
HGSP
ST

ZLEV108 Leva completa Ø42 per artt. 022-023-026-168-168D-168R
Complete lever Ø42 for artt. 022-023-026-168-168D-168R

CR
BO
NO
HG
HGSP
ST

ZLEV109 Leva completa Ø45 per artt. 001-006..70 - 007..70
Complete lever Ø45 for artt. 001-006..70 - 007..70

CR
BO
NO
HG
HGSP
ST

ZLEV120 Leva completa per artt. 101-103 - 101..70 - 103..70
Complete lever for artt. 101-103 - 101..70 - 103..70

CR
NO
ST

ZLEV146 Leva completa Ø50 per artt. 031-032
Complete lever Ø50 for artt. 031-032

CR
BO
NO
HG
HGSP
ST

ZLEV147 Leva completa Ø35 per deviatore per artt. 032
Complete lever Ø35 for diverter for artt. 032

CR
BO
NO
HG
HGSP
ST

ZLEV157 Leva completa per deviatore per artt. 047-048
Complete lever for diverter for artt. 047-048

CR
BO
NO
HG
HGSP
ST

ZLEV190 Leva completa Ø39,5 rovesciata per artt. 077-078-137-138-179-180-937-938-977-978-980
Reverse lever Ø39,5 for artt. 077-078-137-138-179-180-937-938-977-978-980


CR
BO
NO
HG
HGSP
ST

ZLEV195 Leva completa Ø45 rovesciata per artt. 280-285
Complete lever Ø45 for artt. 280-285

CR
BO
NO
HG
HGSP
ST

ZLEV224 Leva completa Ø35 per artt. 104-104..70-105-105..70-106-106..70
Complete lever Ø35 for artt. 104-104..70-105-105..70-106-106..70


CR
BO
NO
HG
HGSP
ST



ZLEV174 Maniglia completa per artt. LIGX 071-075-081-085-131-135
Complete handle for artt. LIGX 071-075-081-085-131-135

Finiture - Finishes **EUR**

CR
NO
ST



ZMAN130 Maniglia per cartuccia deviatore per art. 019
Complete handle for diverter cartridge for art. 019

ZMAN138 Maniglia per cartuccia deviatore per art. 018
Complete handle for diverter cartridge for art. 018

Finiture - Finishes	EUR
CR	
BO	
NO	
HG	
HGSP	
ST	




ZPIA007 Piastra con guarnizione 1 foro per art. 010 / Ø116 mm
One-hole wall plate with gasket for art. 010 / Ø116 mm

ZPIA008 Piastra lusso tonda con guarnizione per art. 011 / Ø110 mm
Luxury round plate with gasket for art. 011 / Ø110mm

Finiture - Finishes	EUR
CR	
NO	
ST	

CR	
BO	
NO	
HG	
HGSP	
ST	



ZPIA035 Piastra rettangolare 2 fori con guarnizioni per artt. 101-103 L.250 x h.100 mm
Rectangular two-hole wall plate with gaskets for artt. 101-103 L.250 x h.100mm

* CR/M - ST/M - NO/M con piastra in Acciaio inox
* CR/M - ST/M - NO/M with Stainless steel wall plate

Finiture - Finishes	EUR
CR/M	
NO/M	
ST/M	



ZPIA056 Piastra 4 fori in acciaio inox con guarnizioni per art. 001 / L.350 x h.120 mm
Four-hole stainless steel wall plate with gaskets for art. 001 / L.350 x h.120 mm

Finiture - Finishes	EUR
CR	
BO	
NO	
HG	
HGSP	
ST	



ZPIA063 Piastra di copertura con OR in ottone per artt. 031-032 / Ø140 mm
Brass cover plate with O-Ring for artt. 031-032 / Ø140 mm

Finiture - Finishes	EUR
CR	
BO	
NO	
HG	
HGSP	
ST	



ZPIA072 Piastra tonda in ABS 1 foro con OR per art. BOX010 / Ø173 mm
ABS round one-hole wall plate with OR for art. BOX010 / Ø173mm

Finiture - Finishes	EUR
CR	














ZPIA074 Piastra tonda in ABS 2 fori con OR per art. BOX015 / Ø173 mm
ABS round two-hole wall plate with OR for art. BOX015 / Ø173mm

ZPIA135 Piastra tonda in acciaio inox 2 fori con OR per art. BOX015 / Ø173 mm
Stainless steel round two-hole wall plate with OR for art. BOX015 / Ø173 mm

* CR con piastra ABS _ BO/M-NO/M-HG/M-HGSP/M-ST/M con piastra in Acciaio inox
* CR with ABS wall plate _ BO/M-NO/M-HG/M-HGSP/M-ST/M with Stainless steel wall plate

Finiture - Finishes	EUR
CR	

BO/M	
NO/M	
HG/M	
HGSP/M	
ST/M	

	ZPIA076 Piastra tonda 2 fori con guarnizioni per art. 015 / Ø200 mm Round two-hole wall plate with gaskets for art. 015 / Ø200mm	Finiture - Finishes EUR CR BO NO HG HGSP ST	
	ZPIA088 Piastra con guarnizioni per miscelatore incasso (2 uscite) per art. 018 / Ø200 mm Wall plate with gaskets for concealed shower mixer (2 outlets) for art. 018 / Ø200 mm	Finiture - Finishes EUR CR BO NO HG HGSP ST	
	ZPIA089 Piastra con guarnizioni per miscelatore incasso (3 uscite) per art. 019 / Ø200 mm Wall plate with gaskets for concealed shower mixer (3 outlets) for art. 019 / Ø200 mm	Finiture - Finishes EUR CR BO NO HG HGSP ST	
	ZPIA082 Piastra con guarnizione per miscelatore per artt. 006..70-007..70 / Ø70 mm One-hole wall plate with gasket for mixer for art. 006..70-007..70 / Ø70 mm	Finiture - Finishes EUR CR BO NO HG HGSP ST	
	ZPIA093 Piastra con guarnizione per miscelatore per artt. 101..70-103..70-104..70-105..70-106..70 / Ø70 mm One-hole wall plate with gasket for mixer for artt. 101..70-103..70-104..70-105..70-106..70 / Ø70 mm	Finiture - Finishes EUR CR BO NO HG HGSP ST	
	ZPIA083 Piastra con guarnizione per bocca per artt. ZBOC081-082-105-139-140-141 / Ø70 mm One-hole wall plate with gasket for spout for artt. ZBOC081-082-105-139-140-141 / Ø70 mm	Finiture - Finishes EUR CR BO NO HG HGSP ST	
	ZPIA092 Piastra con guarnizione per bocca per artt. 006..70-007..70-101..70-103..70-104..70-105..70-106..70 / Ø70 mm One-hole wall plate with gasket for spout for artt. 006..70-007..70-101..70-103..70-104..70-105..70-106..70 / Ø70 mm	Finiture - Finishes EUR CR BO NO HG HGSP ST	
		ZPIA110 Piastra in acciaio inox 2 fori con guarnizioni per artt. 104-105-106 / L.250 x h.100 mm Two-hole stainless steel wall plate with gaskets for artt. 104-105-106 / L.250 x h.100 mm	Finiture - Finishes EUR CR BO NO HG HGSP ST
	ZRAC054 Raccordo 1/2" per artt. 168-168D 1/2" connection for artt. 168-168D	Finiture - Finishes EUR CR BO NO HG HGSP ST	
	ZRAC104 Raccordo con valvolina + OR per deviatore per art. 032 Connection with check valve + OR for diverter for art. 032	Finiture - Finishes EUR CR BO NO HG HGSP ST	



ZRAC078 Raccordo per art. 280
Connection for art. 280

Finiture - Finishes **EUR**
CR



ZRAC082 Raccordo con guarnizioni per art. 285
Connection for spout for art. 285

Finiture - Finishes **EUR**
CR



ZRAC105 Supporto per doccia per art. 179
Hand-shower bracket for art. 179

Finiture - Finishes **EUR**
CL



ZRAC131 Raccordo 3/4" con OR per art. 168R
3/4" connection with OR for art. 168R

Finiture - Finishes **EUR**
CR
BO
NO
HG
HGSP
ST



ZSED006 Sede per gruppi a parete
Wall mounted mixers seat

Finiture - Finishes **EUR**
CR



ZVIT092 Cartuccia deviatore (2 uscite) Ø32 mm per art. 018
Diverter cartridge (2 outlets) Ø32 mm for art. 018

ZVIT091 Cartuccia deviatore (3 uscite) Ø32 mm per art. 019
Diverter cartridge (3 outlets) Ø32 mm for art. 019

Finiture - Finishes **EUR**

birillo-micro

INNOVAZIONE

Prima gamma di rubinetteria prodotta con lavorazione interamente da barra, la serie BIRILLO ha rappresentato nei primi anni 2000 un'innovazione tecnica ed estetica di altissimo livello. Ancora oggi rappresenta un mix di grande successo tra design e praticità di utilizzo, le sue forme pulite e lineari lo rendono il perfetto complemento di arredo di qualsiasi ambiente. Tutti gli articoli sono disponibili nella classica finitura cromata.

INNOVATION


BIRILLO series is the first range of taps produced entirely by brass-bar machining; in the early 2000s it represented a technological and aesthetics innovation of the highest level. Still today, it is a mix of great success between design and usefulness; its clean and linear shapes make it the perfect complement to any room decor. All items are available in the classic chrome finish.



FINITURE FINISHES

La serie **BIRILLO** e **MICRO** sono disponibili nelle seguenti finiture:
BIRILLO and **MICRO** range are available in the following finishes:

CR cromato
 chrome plated

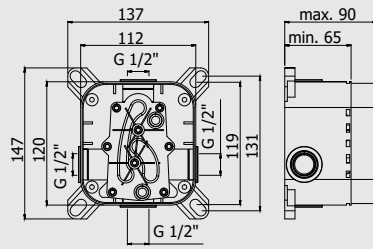


Video istruzioni Pbox
Pbox video instructions



*Da abbinare solo con
BI BOX010 - BI BOX015

*To be completed only with
BI BOX010 - BI BOX015



Set incasso universale per miscelatori doccia completo di:

- corpo incasso
- box

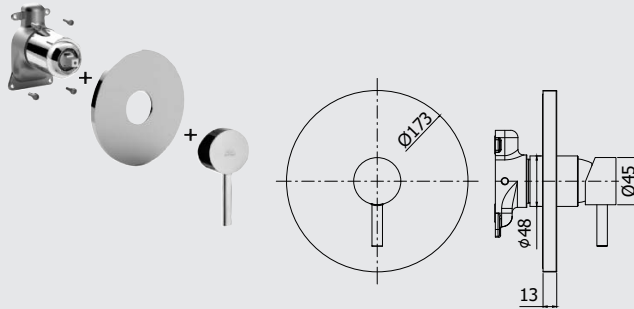
Universal concealed Box for mixers complete with:

- concealed body
- box

PBOX 001

Finiture - Finishes **EUR**

senza set esterno
without external set



*Da abbinare solo con
PBOX 001

*To be completed only with
PBOX 001

Set esterno miscelatore incasso doccia (1 uscita) completo di:

- corpo miscelatore
- piastra in ABS Ø173mm e leva

External set for concealed shower mixer (1 outlet) complete with:


- mixer body
- ABS wall plate Ø173 mm and lever

BI BOX010..

Finiture - Finishes **EUR**

senza deviatore
without diverter

CR



ZPRO BOX010..

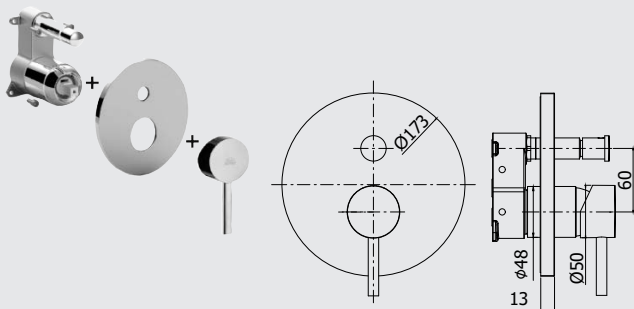
Prolunga per art. BOX010

- H30mm

Extension for art. BOX010

- H30mm

CR



*Da abbinare solo con
PBOX 001

*To be completed only with
PBOX 001

Set esterno miscelatore incasso doccia (2 uscite) completo di:

- corpo miscelatore
- piastra in ABS Ø173mm e leva

External set for concealed shower mixer (2 outlets) complete with:

- mixer body
- ABS wall plate Ø173 mm and lever

BI BOX015..

Finiture - Finishes **EUR**

con deviatore a pulsante
with push diverter

CR



ZPRO BOX015..

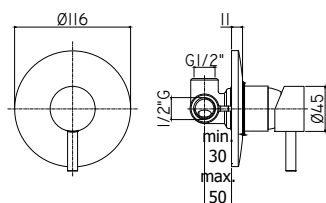
Prolunga con deviatore per art. BOX015

- H30mm

Extension with diverter for art. BOX015

- H30mm

CR



* Per set incasso/esterno separati (v. capitolo Incassi Projects)
 * For concealed/external set divided (see Concealed mixer Projects chapter)

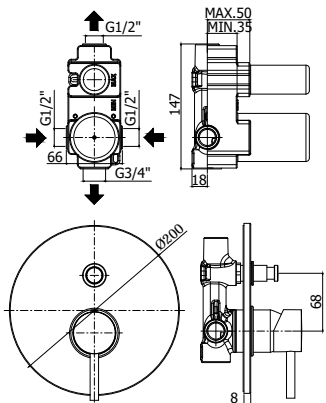
Miscelatore incasso doccia (1 uscita) completo di:
 • piastra
 • attacchi 1/2" G
 Concealed shower mixer (1 outlet) complete with:
 • wall plate
 • 1/2" G connections

BI 010.. Finiture - Finishes EUR
 senza deviatore CR
 • con piastra in metallo Ø116mm
 without diverter
 • with metal wall plate Ø116mm

BI 011.. CR
 senza deviatore
 • con piastra lusso Ø110mm
 without diverter
 • with luxury wall plate Ø110mm



ZPRO 013.. CR
 Prolunga per art. 010
 • H43mm
 Extension for art. 010
 • H43mm



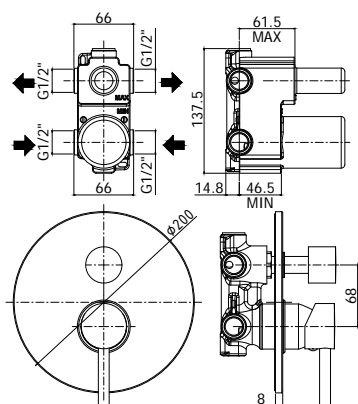
* Per set incasso/esterno separati (v. capitolo Incassi Projects)
 * For concealed/external set divided (see Concealed mixer Projects chapter)

Miscelatore incasso doccia (2 uscite) completo di:
 • piastra in metallo Ø200mm
 • attacchi calda/fredda e superiore 1/2" G - attacco inferiore 3/4" G
 Concealed shower mixer (2 outlets) complete with:
 • metal wall plate Ø200mm
 • 1/2" G hot/cold and upper connections - 3/4" G lower connection

BI 015.. Finiture - Finishes EUR
 con deviatore a pulsante CR
 with push diverter



ZPRO 014.. CR
 Prolunga per art. 015
 • H30mm
 Extension for art. 015
 • H30mm



* Per set incasso/esterno separati (v. capitolo Incassi Projects)
 * For concealed/external set divided (see Concealed mixer Projects chapter)

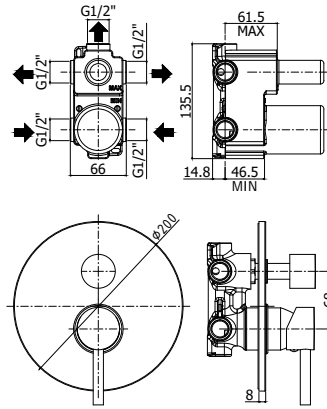
Miscelatore incasso doccia (2 uscite) completo di:
 • piastra in metallo Ø200mm
 • attacchi 1/2" G
 Concealed shower mixer (2 outlets) complete with:
 • metal wall plate Ø200mm
 • 1/2" G connections

BI 018.. Finiture - Finishes EUR
 con cartuccia deviatore (2 uscite + 1 CR
 posizione combinata)
 with diverter cartridge (2 outlets + 1
 combined position)



ZPRO 069.. CR
 Prolunga con deviatore per artt. 018-019
 • H30mm
 Extension with diverter for artt. 018-019
 • H30mm

birillo



* Per set incasso/esterno separati (v. capitolo Incassi Projects)

* For concealed/external set divided (see Concealed mixer Projects chapter)

Miscelatore incasso doccia (3 uscite) completo di:

- piastra in metallo Ø200mm
- attacchi 1/2" G

Concealed shower mixer (3 outlets) complete with:

- metal wall plate Ø200mm
- 1/2" G connections

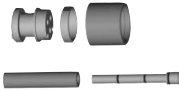
BI 019..

Finiture - Finishes **EUR**

con cartuccia deviatore (3 uscite + 3 posizioni combinate)

CR

with diverter cartridge (3 outlets + 3 combined positions)



ZPRO 069..

Prolunga con deviatore per artt. 018-019

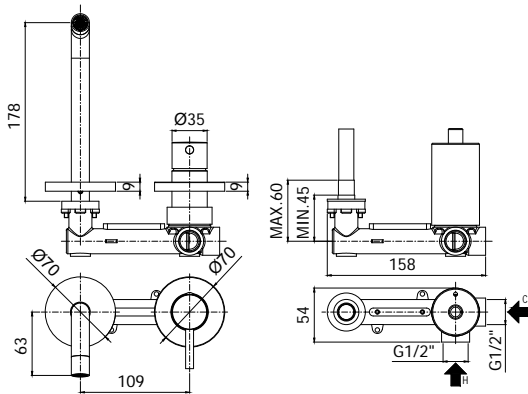
CR

- H30mm

Extension with diverter for artt. 018-019

- H30mm

new



Miscelatore incasso lavabo completo di:

- piastre in ottone Ø70mm
- attacchi 1/2" G

Concealed single lever basin mixer complete with:

- metal wall plates Ø70mm
- 1/2" G connections

BI 104.. 70

Finiture - Finishes **EUR**

con bocca e aeratore M16x1 - l. 123mm

CR

BI 105.. 70

con bocca e aeratore M16x1 - l. 178mm

CR

BI 106.. 70

con bocca e aeratore M16x1 - l. 248mm

CR



ZPRO 088..

Prolunga per artt. 104..70-105..70-106..70

CR

- H20mm

Extension for artt. 104..70-105..70-106..70

- H20mm

Miscelatore vasca/doccia con deviatore completo di:

- aeratore M28x1
- set 2 eccentrici 1/2"x3/4"G e rosoni

Bath/shower mixer with diverter complete with:

- aerator M28x1
- set of 2 S-wall-unions 1/2"x3/4"G and wall-plates

BI 022L..

Finiture - Finishes **EUR**

senza set doccia
without shower set

CR

BI 023L..

con supporto a muro snodato in metallo

CR

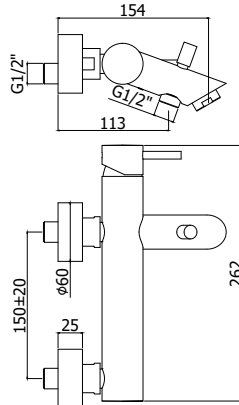
con doccia e flessibile
with hand-shower and flexible hose

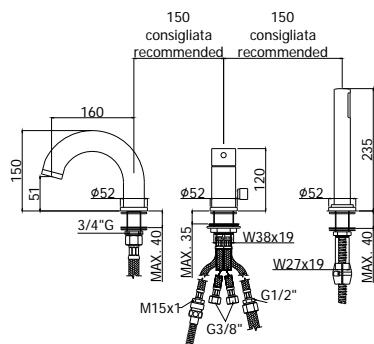
BI 026L..

con supporto a muro fisso in ABS

CR

con doccia e flessibile
with hand-shower and flexible hose



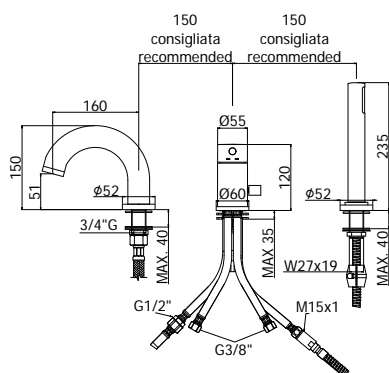


Miscelatore bordo vasca con deviatore completo di:
 • set 5 flex inox per miscelatore
 • doccia e flessibile con piombo

Deck mounted mixer with diverter complete with:
 • set of 5 stainless steel hoses for mixer
 • hand-shower and flexible hose with weight

BI 041L... **Finiture - Finishes** **EUR**
 senza bocca erogazione (2 fori) **CR**
 without spout (2 holes)

BI 040L... **CR**
 con bocca e aeratore M28x1 (3 fori)
 with spout and aerator M28x1 (3 holes)

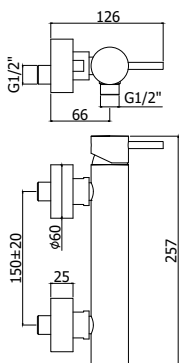


Miscelatore bordo vasca con "portata maggiorata" completo di:
 • set 5 flex inox per miscelatore
 • doccia e flessibile con piombo

Deck mounted mixer with "increased flow rate" complete with:
 • set of 5 stainless steel hoses for mixer
 • hand-shower and flexible hose with weight

BI 048.. MAX FLOW **Finiture - Finishes** **EUR**
 senza bocca erogazione (2 fori) **CR**
 without spout (2 holes)

BI 047.. MAX FLOW **CR**
 con bocca e aeratore M28x1 (3 fori)
 with spout and aerator M28x1 (3 holes)



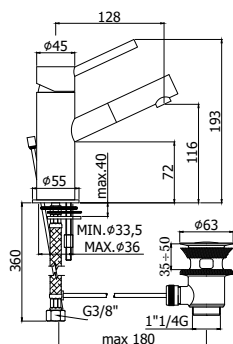
Miscelatore doccia completo di:
 • set 2 eccentrici 1/2"x3/4"G e rosoni

Shower mixer complete with:
 • set of 2 S-wall-unions 1/2"x3/4"G and wall-plates

BI 168L... **Finiture - Finishes** **EUR**
 senza set doccia **CR**
 • con attacco inferiore 1/2"G
 without shower set
 • with 1/2"G lower connection

BI 168DL... **CR**
 con supporto a muro snodato in metallo
 • con doccia e flessibile
 with metal joint wall bracket
 • with hand-shower and flexible hose

BI 168RL... **CR**
 rovesciato senza set doccia
 • con attacco superiore 3/4"G
 overturned without shower set
 • with 3/4"G upper connection



Miscelatore lavabo completo di:
 • aeratore M18x1
 • set 2 flessibili inox 3/8"G

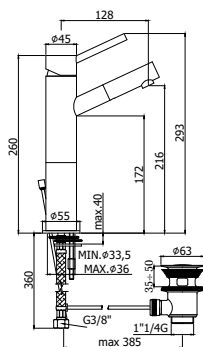
Wash basin mixer complete with:
 • aerator M18x1
 • set of 2 stainless steel hoses 3/8"G

BI 071... **Finiture - Finishes** **EUR**
 senza scarico **CR**
 without pop up waste

BI 071K... **CR**
 con scarico Clic-Clac 1"1/4G
 with 1"1/4G Clic-Clac press top waste

BI 075... **CR**
 con scarico automatico 1"1/4G
 with 1"1/4G pop up waste

birillo



- Miscelatore lavabo completo di:
- aeratore M18x1
 - set 2 flessibili inox 3/8"G
- Wash basin mixer complete with:
- aerator M18x1
 - set of 2 stainless steel hoses 3/8"G

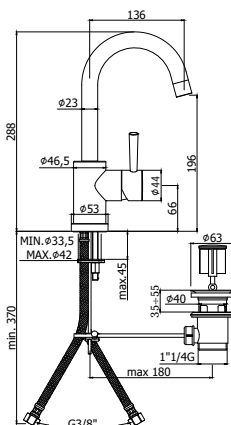
BI 071.. 93 Finiture - Finishes **EUR**
CR

con scarico automatico 1"1/4G

- con prolunga 100 mm con foro per asta
- con asta verticale
- con asta orizzontale 390 mm

with 1"1/4G pop up waste

- with extension with hole for rod 100 mm
- with vertical rod
- with horizontal rod 390 mm



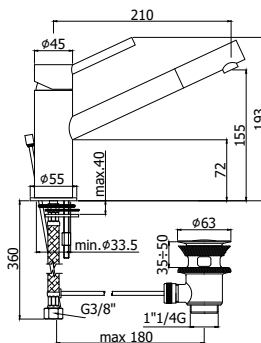
- Miscelatore lavabo con canna orientabile completo di:
- aeratore M22x1
 - set 2 flessibili inox 3/8"G
- Wash basin mixer with swivelling spout complete with:
- aerator M22x1
 - set of 2 stainless steel hoses 3/8"G

BI 078.. Finiture - Finishes **EUR**
CR

senza scarico
without pop up waste

BI 077.. **CR**

con scarico automatico 1"1/4G
with 1"1/4G pop up waste



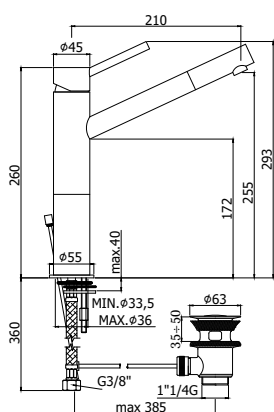
- Miscelatore lavabo canna lunga completo di:
- aeratore M18x1
 - set 2 flessibili inox 3/8"G
- Wash basin mixer with long spout complete with:
- aerator M18x1
 - set of 2 stainless steel hoses 3/8"G

BI 081.. Finiture - Finishes **EUR**
CR

senza scarico
without pop up waste

BI 085.. **CR**

con scarico automatico 1"1/4G
with 1"1/4G pop up waste



- Miscelatore lavabo canna lunga completo di:
- aeratore M18x1
 - set 2 flessibili inox 3/8"G
- Wash basin mixer with long spout complete with:
- aerator M18x1
 - set of 2 stainless steel hoses 3/8"G

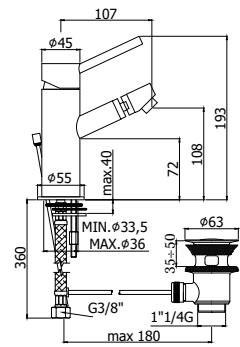
BI 081.. 93 Finiture - Finishes **EUR**
CR

con prolunga 100 mm con foro per asta

- con asta verticale
- con asta orizzontale 390mm
- con scarico automatico 1"1/4G

with extension with hole for rod 100 mm

- with vertical rod
- with horizontal rod 390mm
- with 1"1/4G pop up waste



Miscelatore bidet completo di:

- snodo e aeratore M18x1
- set 2 flessibili inox 3/8" G

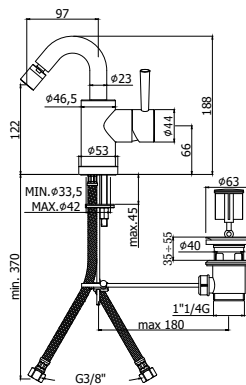
Bidet mixer complete with:

- swivel joint and aerator M18x1
- set of 2 stainless steel hoses 3/8" G

BI 131..	Finiture - Finishes	EUR
senza scarico without pop up waste	CR	

BI 131K..	Finiture - Finishes	EUR
con scarico Clic-Clac 1"1/4G with 1"1/4G Clic-Clac press top waste	CR	

BI 135..	Finiture - Finishes	EUR
con scarico automatico 1"1/4G with 1"1/4G pop up waste	CR	



Miscelatore bidet con canna orientabile completo di:

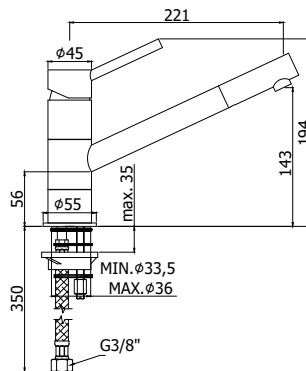
- snodo e aeratore M22x1
- set 2 flessibili inox 3/8" G

Bidet mixer with swivelling spout complete with:

- swivel joint and aerator M22x1
- set of 2 stainless steel hoses 3/8" G

BI 138..	Finiture - Finishes	EUR
senza scarico without pop up waste	CR	

BI 137..	Finiture - Finishes	EUR
con scarico automatico 1"1/4G with 1"1/4G pop up waste	CR	



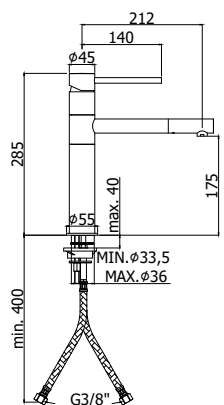
Miscelatore lavello monoforo con canna orientabile completo di:

- aeratore M18x1
- set 2 flessibili inox 3/8" G

One-hole sink mixer with swivelling spout complete with:

- aerator M18x1
- set of 2 stainless steel hoses 3/8" G

BI 182..	Finiture - Finishes	EUR
con canna inclinata with swivel inclined spout	CR	



Miscelatore lavello monoforo con canna orientabile completo di:

- aeratore M18x1
- set 2 flessibili inox 3/8" G

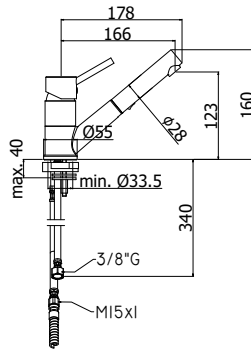
One-hole sink mixer with swivelling spout complete with:

- aerator M18x1
- set of 2 stainless steel hoses 3/8" G

BI 188..	Finiture - Finishes	EUR
con canna orizzontale with swivel straight spout	CR	

- con leva lunga
with long lever

birillo



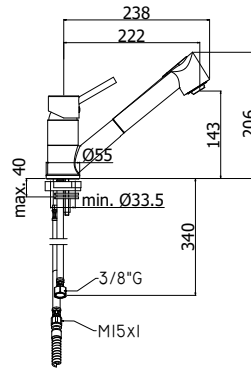
Miscelatore lavello monoforo con canna orientabile completo di:

- set 2 flessibili inox 3/8" G
- 1 flessibile inox M15x1
- 1 flessibile nylon 1/2" G x M15x1 cm. 150 con piombo

One-hole sink mixer with swivelling spout complete with:

- set of 2 stainless steel hoses 3/8" G
- 1 stainless steel hose M15x1
- 1/2"-M15x1 / L.1500 mm nylon hose with weight

BI 183.. **Finiture - Finishes** **EUR**
 con doccia estraibile (2 getti) in ABS **CR**
 with (two-spray) ABS pull out hand-shower



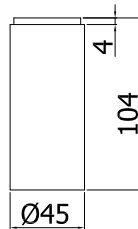
Miscelatore lavello monoforo con canna orientabile completo di:

- set 2 flessibili inox 3/8" G
- 1 flessibile inox M15x1
- 1 flessibile nylon 1/2" G x M15x1 cm. 150 con piombo

One-hole sink mixer with swivelling spout complete with:

- set of 2 stainless steel hoses 3/8" G
- 1 stainless steel hose M15x1
- 1/2"-M15x1 / L.1500 mm nylon hose with weight

BI 183.. - RED **Finiture - Finishes** **EUR**
 con doccia estraibile (2 getti) in ABS **CR**
 with (two-spray) ABS pull out hand-shower



Prolunga senza foro asta per artt. 071-071K-081-081K-131-131K completa di::

- set fissaggio L.190 mm
- set 2 flessibili inox 3/8" G x L.500 mm

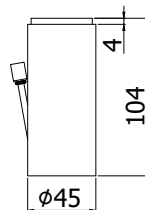
Extension without hole for rod for artt. 071-071K-081-081K-131-131K complete with:

- fixing set L.190 mm
- set of 2 stainless steel hoses 3/8" G x L.500 mm

ZPRO 200.. BIRILLO **Finiture - Finishes** **EUR**
 H100mm **CR**
 H100mm

ZPRO 300.. BIRILLO **CR**
 H50mm **CR**
 H50mm

ZPRO 400.. BIRILLO **CR**
 H150mm **CR**
 H150mm



Prolunga con foro asta per artt. 071-081-131 completa di:

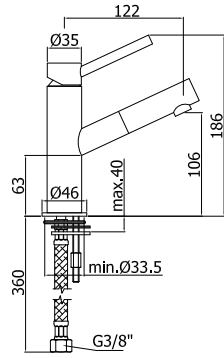
- asta verticale + asta orizzontale L.390 mm
- scarico automatico 1"1/4 G
- set fissaggio L.190 mm
- set 2 flessibili inox 3/8" G x L.500 mm

Extension with hole for rod for artt. 071-081-131 complete with:

- vertical rod + horizontal rod L.390 mm
- 1"1/4 pop up waste
- fixing set L.190 mm
- set of 2 stainless steel hoses 3/8" G x L.500 mm

ZPRO 200.. 7 BIRILLO **Finiture - Finishes** **EUR**
 H100mm **CR**
 H100mm

ZPRO 400.. 7 BIRILLO **CR**
 H150mm **CR**
 H150mm



Miscelatore lavabo completo di:

- aeratore M18x1
- set 2 flessibili inox 3/8"G

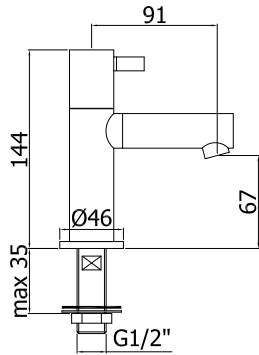
Wash basin mixer complete with:

- aerator M18x1
- set of 2 stainless steel hoses 3/8"G

MI 071..

senza scarico
without pop up waste

Finiture - Finishes	EUR
CR	



Rubinetto lavabo completo di:

- aeratore M18x1
- vitone ceramico
- attacco 1/2"G

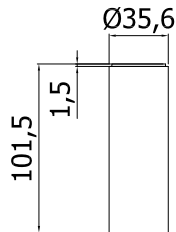
Basin tap complete with:

- aerator M18x1
- ceramic disc valve
- 1/2"G connection

MI 090..

solo acqua fredda
cold water only

Finiture - Finishes	EUR
CR	



Prolunga senza foro asta per art. 071 completa di:

- set fissaggio L.190 mm
- set 2 flessibili inox 3/8"G x L.500 mm

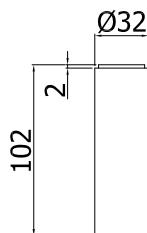
Extension without hole for rod for art. 071 complete with:

- fixing set L.190 mm
- set of 2 stainless steel hoses 3/8"G x L.500 mm

ZPRO 100.. MICRO

H100mm
H100mm

Finiture - Finishes	EUR
CR	



Prolunga senza foro asta per art. 090 completa di:

- raccordo 1/2"G x H.180 mm

Extension without hole for rod for art. 090 complete with:

- 1/2"G x H.180 mm tread tile

ZPRO 500.. MICRO

H100mm
H100mm

Finiture - Finishes	EUR
CR	



- ZA91102R** Cartuccia completa Ø40 senza distributore con regolazione per artt. 015-018-019-BOX015 - 183-183..RED
Complete cartridge Ø40 without distributor with regulation for artt. 015-018-019-BOX015 - 183-183..RED
- ZA91104R** Cartuccia completa Ø35 senza distributore con regolazione per artt. 010-011-040L-041L-071-071K-075-077-078-081-085-131-131K-135-137-138-182-188-BOX010
Complete cartridge Ø35 without distributor with regulation for artt. 010-011-040L-041L-071-071K-075-077-078-081-085-131-131K-135-137-138-182-188-BOX010
- ZA91280** Cartuccia completa Ø40 senza distributore per artt. 047-048
Complete cartridge Ø40 without distributor for artt. 047-048

Finiture - Finishes **EUR**



- ZA91103R** Cartuccia completa Ø35 con distributore con regolazione per artt. 022L-023L-026L-168L-168DL-168RL
Complete cartridge Ø35 with distributor with regulation for artt. 022L-023L-026L-168L-168DL-168RL

Finiture - Finishes **EUR**



- ZA91160** Cartuccia completa Ø28 senza distributore per artt. BI101..70-103..70 / MI071 - MICRO
Complete cartridge Ø28 without distributor for artt. BI101..70-103..70 / MI071 - MICRO

Finiture - Finishes **EUR**



- ZA91231** Cartuccia completa Ø 25 mm per artt. 104..70-105..70-106..70
Complete cartridge Ø 25 mm for artt. 104..70-105..70-106..70

Finiture - Finishes **EUR**



- ZACC146** Valvolina antiritorno Ø15 mm per artt. ZDEV088..V-ZRAC054
Check-valve Ø15 mm for artt. ZDEV088..V-ZRAC054
- ZACC232** Valvolina antiritorno Ø14 mm per doccia per artt. ZDOC091-ZDOC107
Check-valve Ø14 mm for shower for artt. ZDOC091-ZDOC107

Finiture - Finishes **EUR**



- ZAER003** Aeratore completo Ø28 per artt. 022L-023L-026L
Complete aerator Ø28 for artt. 022L-023L-026L
- ZAER020** Aeratore completo Ø18 per artt. BI071-071K-075-081-085-131-131K-135-182-188 / MI071-090
Complete aerator Ø18 for artt. BI071-071K-075-081-085-131-131K-135-182-188 / MI071-090
- ZAER035** Aeratore completo per artt. 077-078-137-138
Complete aerator for artt. 077-078-137-138
- ZAER052** Aeratore completo Ø18 per artt. 101..70-103..70-104..70-105..70-106..70
Complete aerator Ø18 for artt. 101..70-103..70-104..70-105..70-106..70








Finiture - Finishes **EUR**







CR









CR




CR

CR

		<u>Finiture - Finishes</u>	<u>EUR</u>
	ZAER022	Solo snodo per artt. BI131-131K-135 Adjustable tile for aerator connection for artt. BI131-131K-135	CR
	ZAER036	Solo snodo per artt. BI137-138 Joint only for artt. BI137-138	CR
<hr/>			
	ZAER040	Aeratore completo per artt. 040L Complete aerator for artt. 040L	CR
	ZAER110	Aeratore completo Ø28 per artt. 047 Complete aerator Ø28 for artt. 047	CR
<hr/>			
	ZAST024	Asta Ø 4 mm + pomolo + snodino per artt. 075-085-135 Rod Ø 4 mm with knob and articulation for artt. 075-085-135	CR
	ZAST035	Asta scarico completa per artt. 077-137 Complete rod for waste for artt. 077-137	CR
	ZAST027	Asta orizzontale per scarico cm. 39 per artt. 071..93 - 081..93 Extended horizontal rod cm. 39 for waste for artt. 071..93 - 081..93	CR
<hr/>			
	ZBAS012	Basetta miscelatore per artt. 183 - 183..RED Brass base-ring for artt. 183 - 183..RED	CR
	ZBAS015	Basetta miscelatore per artt. 071-071K-075-081-085-131-131K-135-182-188 Brass base-ring for artt. 071-071K-075-081-085-131-131K-135-182-188	CR
	ZBAS040	Basetta miscelatore per artt. 040L-041L Brass base-ring for mixer artt. 040L-041L	CR
	ZBAS033	Basetta per artt. 077-078-137-138 Brass base for artt. 077-078-137-138	CR
	ZBAS041	Basetta per bocca artt. 040L-047 Brass base-ring for spout artt. 040L-047	CR
	ZBAS098	Basetta miscelatore per artt. 047-048 Brass base-ring for mixer artt. 047-048	CR
<hr/>			
	ZBAS016	Basetta miscelatore per artt. MI071 - MICRO Brass base-ring for artt. MI071 - MICRO	CR
	ZBAS036	Basetta per artt. MI090 - MICRO Brass base-ring for artt. MI090 - MICRO	CR
<hr/>			
	ZBAS076..SC	Base + basetta + fissaggio per doccia per artt. 040L-041L-047-048 Ring + base + fixing set for hand-shower for artt. 040L-041L-047-048	CR
	ZFIS122	Fissaggio per base doccia artt. 040L-041L-047-048 Fixing kit for base for shower artt. 040L-041L-047-048	
<hr/>			
	ZBOC032	Bocca bordo vasca con basetta ottone, aeratore e fissaggio per artt. 040L Deck mounted spout with brass ring base, aerator and fixing set for artt. 040L	CR
	ZBOC090	Bocca bordo vasca con basetta ottone, aeratore e fissaggio per artt. 047 Deck mounted spout with brass ring base, aerator and fixing set for artt. 047	CR

			<u>Finiture - Finishes</u>	<u>EUR</u>
	ZBOC102	Bocca a muro Ø18 x l.120 mm con piastra Ø70 mm compatibile con artt. 101..70-103..70 Wall spout Ø18 x l.120 mm with wall plate Ø70 mm compatible with art. 101..70-103..70	CR	
	ZBOC092	Bocca a muro Ø18 x l.175 mm con piastra Ø70 mm per art. 101..70 Wall spout Ø18 x l.175 mm with wall plate Ø70 mm for art. 101..70	CR	
	ZBOC093	Bocca a muro Ø18 x l.245 mm con piastra Ø70 mm per art. 103..70 Wall spout Ø18 x l.245 mm with wall plate Ø70 mm for art. 103..70	CR	
	new			
	ZBOC136	Bocca a muro Ø18 x l.123 mm per art. 104..70 Wall spout Ø18 x l.123 mm for art. 104..70	CR	
	ZBOC137	Bocca a muro Ø18 x l.178 mm per art. 105..70 Wall spout Ø18 x l.178 mm for art. 105..70	CR	
ZBOC138	Bocca a muro Ø18 x l.248 mm per art. 106..70 Wall spout Ø18 x l.248 mm for art. 106..70	CR		
	ZCAL017	Calotta per gruppi a parete Nut for wall mounted traditional mixers	CR	
	ZCANAO64	Canna completa con raccordo e aeratore per artt. 077-078 Complete spout with connection and aerator for artt. 077-078	CR	
	ZCANAO65	Canna completa con raccordo e aeratore per artt. 137-138 Complete spout with connection and aerator for artt. 137-138	CR	
	ZCAP009	Cappuccio sottoleva per artt. 183-183..RED Under lever cap for artt. 183-183..RED	CR	
	ZCAP012	Cappuccio sottoleva per artt. 015-018-019 Under lever cap for artt. 015-018-019	CR	
	ZCAP023	Cappuccio sottoleva per artt. 047-048 Underlever cover for artt. 047-048	CR	
	ZCAP029	Cappuccio sottoleva per art. BOX015 Under lever cap for art. BOX015	CR	
	ZCAP034	Cappuccio sottoleva in metallo per artt. 010-011-022L-023L-026L-040L-041L-071-071K-075-081-085-131-131K-135-168L-168DL-168RL-182-188-BOX010 Metal under lever cap for artt. 010-011-022L-023L-026L-040L-041L-071-071K-075-081-085-131-131K-135-168L-168DL-168RL-182-188-BOX010	CR	
	ZCAP062	Cappuccio sottoleva in metallo per artt. 104..70-105..70-106..70 Metal under lever cap for artt. 104..70-105..70-106..70	CR	
	ZCAP065	Cappuccio sottoleva per artt. 077-078-137-138 Under lever cap for artt. 077-078-137-138	CR	
	ZCAP047	Cappuccio sottoleva W27X19 per artt. BI101..70-103..70 / MI071 - MICRO Under lever cap W27X19 for artt. BI101..70-103..70 / MI071 - MICRO	CR	

	ZCAP066 Cappuccio per deviatore per artt. 018-019 Cover for diverter for artt. 018-019	Finiture - Finishes EUR CR
	ZDEV007 Deviatore completo miscelatore bordo vasca art. 040L-041L Complete diverter for bath mixer deck mounted art. 040L-041L	Finiture - Finishes EUR CR
	ZDEV048 Deviatore completo miscelatore incasso art. 015 Complete diverter for built-in mixer art. 015	Finiture - Finishes EUR CR
	ZDEV088.. V Deviatore con valvolina antiritorno per miscelatore vasca esterno per artt. 022L-023L-026L Diverter with check-valve for bath/shower mixer for artt. 022L-023L-026L	Finiture - Finishes EUR CR
	ZDEV100 Deviatore completo per art. BOX015 Complete diverter for art. BOX015	Finiture - Finishes EUR CR
	ZDEV101 Deviatore completo miscelatore bordo vasca artt. 047-048 Complete diverter for bath mixer deck mounted artt. 047-048	Finiture - Finishes EUR CR
	ZDOC032 Doccia BIRILLO (monogetto) in ABS per artt. 023-026-040-041-047-048-168D BIRILLO ABS hand-shower (single spray) for artt. 023-026-040-041-047-048-168D	Finiture - Finishes EUR CR
	ZDOC091 Doccia 2 getti in ABS con valvolina antiritorno per artt. 183.-RED two-spray ABS pull out hand-shower with check-valve for artt. 183.-RED	Finiture - Finishes EUR CR

		<u>Finiture - Finishes</u>	<u>EUR</u>
	ZDOC107	Doccia 2 getti in ABS con valvolina antiritorno per art. 183 two-spray ABS pull out hand-shower with check-valve for art. 183	
	ZAER111	Aeratore a scomparsa per art. ZDOC107 Hidden aerator for art. ZDOC107	
<hr/>			
	ZECC022	Eccentrico con rosone per miscelatori a parete Adjustable centre for wall mounted mixers	
			<u>Finiture - Finishes</u> <u>EUR</u> CR
<hr/>			
	ZFIS007	Fissaggio completo per artt. 183 - 183..RED Complete fixing kit for artt. 183 - 183..RED	
	ZFIS099	Fissaggio miscelatore per artt. 071-071K-075-081-085-131-131K-135-182 Fixing kit for artt. 071-071K-075-081-085-131-131K-135-182	
	ZFIS099/190	Fissaggio completo per artt. 071..93-081..93 Complete fixing kit for artt. 071..93-081..93	
	ZFIS100	Fissaggio completo per artt. 077-078-137-138 Complete fixing kit for artt. 077-078-137-138	
	ZFIS102	Fissaggio completo per art. 188 Complete fixing kit for art. 188	
	ZFIS103	Fissaggio miscelatore per art. MI071 - MICRO Fixing kit for art. MI071 - MICRO	
	ZFIS104	Fissaggio completo per art. MI090 - MICRO Complete fixing kit for art. MI090 - MICRO	
<hr/>			
	ZFIS121	Fissaggio 3/4 per bocca bordo vasca artt. 040L-047 3/4 Fixing kit for spout artt. 0040L-047	
			<u>Finiture - Finishes</u> <u>EUR</u> CR
<hr/>			
	ZFIS123	Fissaggio per corpo miscelatore bordo vasca artt. 040L-041L Fixing kit for mixer body artt. 040L-041L	
			<u>Finiture - Finishes</u> <u>EUR</u> CR
<hr/>			
	ZFIS127	Fissaggio per corpo miscelatore bordo vasca artt. 047-048 Fixing kit for mixer body artt. 047-048	
			<u>Finiture - Finishes</u> <u>EUR</u> CR
<hr/>			
	ZFLO001	Flessibile 1/2"x1/2" mm.1500 con calotta conica doppia aggraffatura per artt. 023L-026L-168DL Double fastened longlife metal flexible hose 1/2"x1/2" mm.1500 with conical nut for artt. 023L-026L-168DL	
			<u>Finiture - Finishes</u> <u>EUR</u> CR



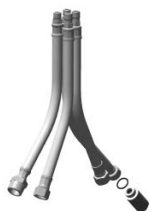
		<u>Finiture - Finishes</u>	<u>EUR</u>
ZFL0009	Flessibile ottone doppia aggraffatura F1/2" - M15x1 mm.1500 con calotta conica e peso ecologico per artt. 040L-041L-047-048 F1/2" - M15x1 mm.1500 twist-free double interlock brass flexible hose with conical nut and weight for artt. 040L-041L-047-048	CR	
ZFL0011	Flessibile nylon F1/2" - M15x1 mm.1500 con peso ecologico per artt. 183 - 183..RED F1/2" - M15x1 mm.1500 nylon hose with weight for artt. 183 - 183..RED	CR	



		<u>Finiture - Finishes</u>	<u>EUR</u>
ZFLX021	Set flex inox (3 pezzi) per artt. 183 - 183..RED Set of 3 pcs. inox flex for artt. 183 - 183..RED	CR	
ZFLX035	Set flex inox per artt. ZPRO200-ZPRO300-ZPRO200..7 (2 pezzi) - 071..93-081..93 Set of 2 pcs. inox flex for artt. ZPRO200-ZPRO300-ZPRO200..7 - 071..93-081..93	CR	
ZFLX037	Set flex inox (2 pezzi) per artt. ZPRO100 - MICRO Set of 2 pcs. inox-flex for artt. ZPRO100 - MICRO	CR	
ZFLX059	Set flex inox con prolunghe per artt. 188 (2 pezzi) Set of 2 pcs. inox flex with extension for artt. 188	CR	
ZFLX101	Set 2 flex inox SOFT PEX F3/8 450 mm per artt. 071-071K-075-077-078-081-085-131-131K-135-137-138-182 Set of 2 F3/8 stainless steel hoses 450 mm SOFT PEX for artt. 071-071K-075-077-078-081-085-131-131K-135-137-138-182	CRPX	
ZFLX102	Set 2 flex inox SOFT PEX F3/8 450 mm per artt. MI071 - MICRO Set of 2 F3/8 stainless steel hoses 450 mm SOFT PEX for artt. MI071 - MICRO	CRPX	
ZFLX112	Set flex inox per artt. ZPRO400-ZPRO400..7 (2 pezzi) Set of 2 pcs. inox flex for artt. ZPRO400-ZPRO400..7	CRPX	
ZFLX133	Flex inox F.3/4"xF.1/2" cm 60 per bocca per artt. 040L-047 Inox flex F.3/4"xF.1/2" cm 60 for spout for artt. 040L-047	CR	



		<u>Finiture - Finishes</u>	<u>EUR</u>
ZFLX086	Set flex inox (5 pezzi) per artt. 040L-041L Set of 5 pcs. inox flex for artt. 040L-041L	CR	



		<u>Finiture - Finishes</u>	<u>EUR</u>
ZFLX132	Set flex inox (4 pezzi) per artt. 047-048 Set of 4 pcs. inox flex for artt. 047-048	CR	



		<u>Finiture - Finishes</u>	<u>EUR</u>
ZGHI001	Ghiera fermacartuccia per artt. BOX015-047-048-183-183..RED Ring-nut for cartridge fastening for artt. BOX015-047-048-183-183..RED		
ZGHI010	Ghiera fermacartuccia per artt. 010-011-022L-023L-026L-040L-041L-071-071K-075-077-078-081-085-131-131K-135-137-138-168L-168DL-168RL-182-188-BOX010 Ring-nut for cartridge fastening for artt. 010-011-022L-023L-026L-040L-041L-071-071K-075-077-078-081-085-131-131K-135-137-138-168L-168DL-168RL-182-188-BOX010		



		<u>Finiture - Finishes</u>	<u>EUR</u>
ZGHI015	Ghiera ferma cartuccia W27X19 per artt. BI101..70-103..70 / MI071 - MICRO Ring-nut for cartridge fastening W27X19 for artt. BI101..70-103..70 / MI071 - MICRO		

Finiture - Finishes EUR



ZGHI027 Ghiera per deviatore M37x1.5 per artt. 018-019
M37x1.5 ring nut for diverter for artt. 018-019


new



ZGHI030 Ghiera ferma cartuccia M30x1 per artt. 104-104..70-105-105..70-106-106..70
M30x1 cartridge fastening ring nut for artt. 104-104..70-105-105..70-106-106..70

Finiture - Finishes EUR

CR



ZLEV046 Leva completa lunga per artt. 071-071K-075-081-085-131-131K-135-182 - 071..93 - 081..93
Complete long lever for artt. 071-071K-075-081-085-131-131K-135-182 - 071..93 - 081..93

Finiture - Finishes EUR


CR



ZLEV048 Leva completa Ø35 per art. MI071 - MICRO
Complete lever Ø35 for art. MI071 - MICRO

Finiture - Finishes EUR

CR



ZLEV058 Leva completa per artt. 015-018-019-BOX015
Complete lever for artt. 015-018-019-BOX015

ZLEV078 Leva completa per artt. 077-078-137-138
Complete lever for artt. 077-078-137-138

ZLEV079 Leva completa per art. 188
Complete lever for art. 188

ZLEV085 Leva completa corta per artt. 010-011-BOX010
Complete short lever for artt. 010-011-BOX010

ZLEV104 Leva completa per artt. 040L-041L
Complete lever for artt. 040L-041L

ZLEV108 Leva completa corta per artt. 022L-023L-026L-168L-168DL-168RL
Complete short lever for artt. 022L-023L-026L-168L-168DL-168RL

ZLEV120 Leva completa per artt. 101..70 - 103..70
Complete lever for artt. 101..70 - 103..70

ZLEV157 Leva completa per artt. 047-048
Complete lever for artt. 047-048

ZLEV165 Leva completa per artt. 183 - 183..RED
Complete lever for artt. 183 - 183..RED

ZLEV224 Leva completa Ø35 per artt. 104..70-105..70-106..70
Complete lever Ø35 for artt. 104..70-105..70-106..70

Finiture - Finishes EUR

CR

CR

CR

CR

CR

CR

CR

CR

CR

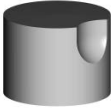



CR



ZLEV075 Perno per leva art. MI090 con indicatori blu, rosso e cromo - MICRO
Rod for handle for MI090 with blue/red/chromed index rings - MICRO

Finiture - Finishes EUR

CR

			<u>Finiture - Finishes</u>	<u>EUR</u>
	ZLEV083	Maniglia completa per art. MI090 - MICRO Complete handle for art. MI090 - MICRO	CR	
	ZMAN130	Maniglia per cartuccia deviatore per art. 019 Complete handle for diverter cartridge for art. 019	CR	
	ZMAN138	Maniglia per cartuccia deviatore per art. 018 Complete handle for diverter cartridge for art. 018	CR	
	ZPIA007	Piastra con guarnizione 1 foro per art. 010 / Ø116 mm One-hole wall plate with gasket for art. 010 / Ø116 mm	CR	
	ZPIA008	Piastra lusso tonda con guarnizione per art. 011 / Ø110 mm Luxury round plate with gasket for art. 011 / Ø110mm	CR	
	ZPIA017	Piastra tonda 2 fori con guarnizioni per art. 015 / Ø200 mm Round two-hole wall plate with gaskets for art. 015 / Ø200mm	CR	
	ZPIA072	Piastra tonda in ABS 1 foro con OR per art. BOX010 / Ø173 mm ABS round one-hole wall plate with OR for art. BOX010 / Ø173mm	CR	
	ZPIA074	Piastra tonda in ABS 2 fori con OR per art. BOX015 / Ø173 mm ABS round two-hole wall plate with OR for art. BOX015 / Ø173mm	CR	
	ZPIA085	Piastra con guarnizioni per miscelatore incasso (2 uscite) per art. 018 / Ø200 mm Wall plate with gaskets for concealed shower mixer (2 outlets) for art. 018 / Ø200 mm	CR	
	ZPIA084	Piastra con guarnizioni per miscelatore incasso (3 uscite) per art. 019 / Ø200 mm Wall plate with gaskets for concealed shower mixer (3 outlets) for art. 019 / Ø200 mm	CR	
	ZPIA093	Piastra in metallo con guarnizione per miscelatore per artt.101..70-103..70-104..70-105..70-106..70 / Ø70 mm One-hole wall plate with gasket for mixer for artt.101..70-103..70-104..70-105..70-106..70 / Ø70 mm	CR	

	ZPIA092	Piastra in metallo con guarnizione per bocca per artt. 101..70-103..70-104..70-105..70-106..70 / Ø70 mm One-hole wall plate with gasket for spout for artt. 101..70-103..70-104..70-105..70-106..70 / Ø70 mm	Finiture - Finishes CR EUR
	ZRAC030	Gambo da 1/2" per art. MI090 - MICRO 1/2" tread tile for art. MI090 - MICRO	Finiture - Finishes EUR
	ZFIS104	Fissaggio completo per art. MI090 - MICRO Complete fixing kit for art. MI090 - MICRO	Finiture - Finishes EUR
	ZRAC054	Raccordo 1/2" per artt. 168L-168DL 1/2" connection for artt. 168L-168DL	Finiture - Finishes CR EUR
	ZRAC131	Raccordo 3/4" con OR per art. 168RL 3/4" connection with OR for art. 168RL	Finiture - Finishes CR EUR
	ZSED006	Sede per gruppi a parete Wall mounted mixers seat	Finiture - Finishes CR EUR
	ZSET001	Set gancio/antifrizione per artt. 182-188 Joints set for artt. 182-188	Finiture - Finishes EUR
	ZVIT051	Vitone dischi ceramici 90° dx per art. MI090 1/4 clockwise turn ceramic disc valve for art. MI090	Finiture - Finishes EUR
	ZVIT092	Cartuccia deviatore (2 uscite) Ø32 mm per art. 018 Diverter cartridge (2 outlets) Ø32 mm for art. 018	Finiture - Finishes EUR
	ZVIT091	Cartuccia deviatore (3 uscite) Ø32 mm per art. 019 Diverter cartridge (3 outlets) Ø32 mm for art. 019	Finiture - Finishes EUR

berry

ARMONIA

La morbidezza e la semplicità della sua forma ovale fanno della serie BERRY un elemento in grado di caratterizzare il bagno con discrezione.

L'armonia della forma crea armonia con l'ambiente circostante. Le tre varianti disponibili di lavabo (Standard, Prolungato e Canna Tonda) rendono la serie BERRY perfettamente in grado di soddisfare chi non vuole scegliere tra design e funzionalità di utilizzo.

HARMONY


The softness and simplicity of its oval shape make the series BERRY an element able of characterizing the bathroom with discretion. The harmony of form creates harmony with the surrounding environment. The three basin variants (Standard, Extended and with round swivel high spout) make the BERRY series perfectly able to meet those who do not want to choose between design and functionality of use.



FINITURE FINISHES

La serie **BERRY** è disponibile nelle seguenti finiture:
BERRY range is available in the following finishes:

CR cromato
 chrome plated

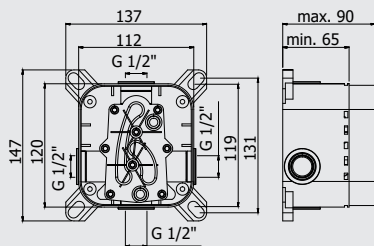


Video istruzioni Pbox
Pbox video instructions



*Da abbinare solo con
BR BOX010 - BR BOX015

*To be completed only with
BR BOX010 - BR BOX015



Set incasso universale per miscelatori doccia completo di:

- corpo incasso
- box

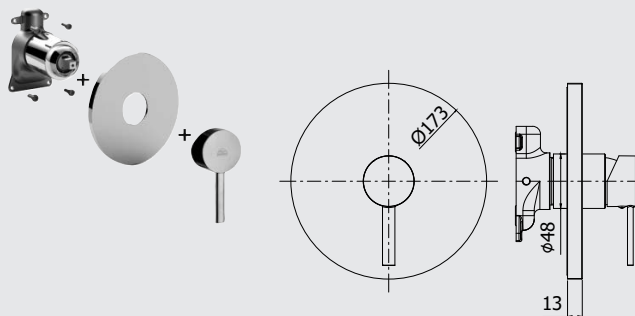
Universal concealed Box for mixers complete with:

- concealed body
- box

PBOX 001

Finiture - Finishes **EUR**

senza set esterno
without external set



*Da abbinare solo con
PBOX 001

*To be completed only with
PBOX 001

Set esterno miscelatore incasso doccia (1 uscita) completo di:

- corpo miscelatore
- piastra in ABS Ø173mm e leva

External set for concealed shower mixer (1 outlet) complete with:


- mixer body
- ABS wall plate Ø173 mm and lever

BR BOX010

Finiture - Finishes **EUR**

senza deviatore
without diverter

CR

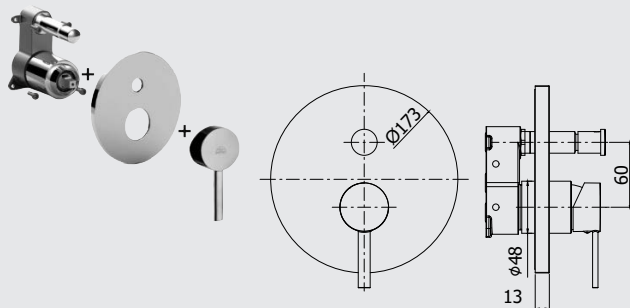


ZPRO BOX010..

Prolunga per art. BOX010

- H30mm
- Extension for art. BOX010
- H30mm

CR



*Da abbinare solo con
PBOX 001

*To be completed only with
PBOX 001

Set esterno miscelatore incasso doccia (2 uscite) completo di:

- corpo miscelatore
- piastra in ABS Ø173mm e leva

External set for concealed shower mixer (2 outlets) complete with:

- mixer body
- ABS wall plate Ø173 mm and lever

BR BOX015

Finiture - Finishes **EUR**

con deviatore a pulsante
with push diverter

CR

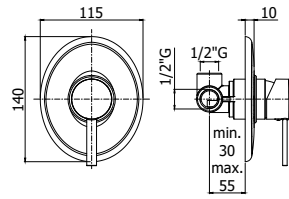


ZPRO BOX015..

Prolunga con deviatore per art. BOX015

- H30mm
- Extension with diverter for art. BOX015
- H30mm

CR



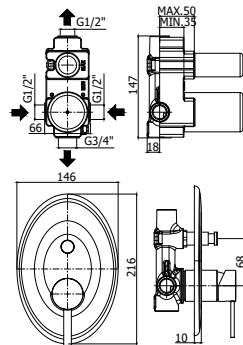
* Per set incasso/esterno separati (v. capitolo Incassi Projects)
 * For concealed/external set divided (see Concealed mixer Projects chapter)

Miscelatore incasso doccia (1 uscita) completo di:
 • piastra 115x140mm
 • attacchi 1/2"G
 Concealed shower mixer (1 outlet) complete with:
 • wall plate 115x140mm
 • 1/2"G connections

BR 010.. Finiture - Finishes EUR
 senza deviatore CR
 without diverter




ZPRO 013.. CR
 Prolunga per art. 010
 • H43mm
 Extension for art. 010
 • H43mm



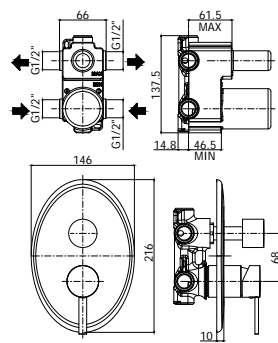
* Per set incasso/esterno separati (v. capitolo Incassi Projects)
 * For concealed/external set divided (see Concealed mixer Projects chapter)

Miscelatore incasso doccia (2 uscite) completo di:
 • piastra in ABS 146x216mm
 • attacchi calda/fredda e superiore 1/2"G - attacco inferiore 3/4"G
 Concealed shower mixer (2 outlets) complete with:
 • ABS wall plate 146x216mm
 • 1/2"G hot/cold and upper connections - 3/4"G lower connection

BR 015.. Finiture - Finishes EUR
 con deviatore a pulsante CR
 with push diverter



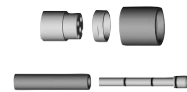
ZPRO 028.. CR
 Prolunga per art. 015
 • H30mm
 Extension for art. 015
 • H30mm



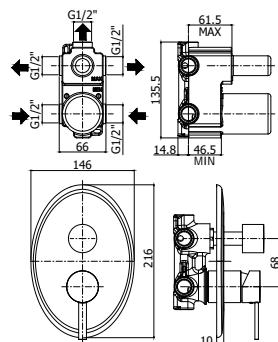
* Per set incasso/esterno separati (v. capitolo Incassi Projects)
 * For concealed/external set divided (see Concealed mixer Projects chapter)

Miscelatore incasso doccia (2 uscite) completo di:
 • piastra in ABS 146x216mm
 • attacchi 1/2"G
 Concealed shower mixer (2 outlets) complete with:
 • ABS wall plate 146x216mm
 • 1/2"G connections

BR 018.. Finiture - Finishes EUR
 con cartuccia deviatore (2 uscite + 1 CR
 posizione combinata)
 with diverter cartridge (2 outlets + 1
 combined position)




ZPRO 068.. CR
 Prolunga con deviatore per artt. 018-019
 • H30mm
 Extension with diverter for artt. 018-019
 • H30mm



* Per set incasso/esterno separati (v. capitolo Incassi Projects)
 * For concealed/external set divided (see Concealed mixer Projects chapter)

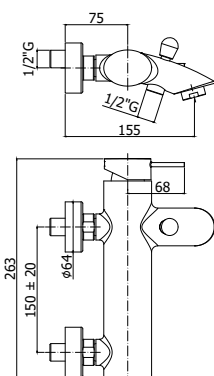
Miscelatore incasso doccia (3 uscite) completo di:
 • piastra in ABS 146x216mm
 • attacchi 1/2"G
 Concealed shower mixer (3 outlets) complete with:
 • ABS wall plate 146x216mm
 • 1/2"G connections

BR 019.. Finiture - Finishes EUR
 con cartuccia deviatore (3 uscite + 3 CR
 posizioni combinate)
 with diverter cartridge (3 outlets + 3
 combined positions)



ZPRO 068.. CR
 Prolunga con deviatore per artt. 018-019
 • H30mm
 Extension with diverter for artt. 018-019
 • H30mm

berry



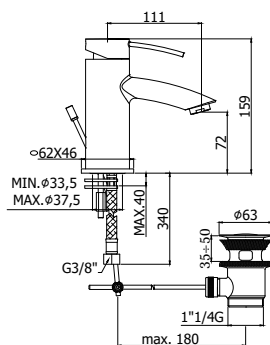
Miscelatore vasca/doccia con deviatore completo di:

- aeratore M28x1
- set 2 eccentrici 1/2"x3/4"G e rosoni

Bath/shower mixer with diverter complete with:

- aerator M28x1
- set of 2 S-wall-unions 1/2"x3/4"G and wall-plates

Model	Finish	EUR
BR 022..	Finiture - Finishes	EUR
senza set doccia without shower set	CR	
BR 023..		
con supporto a muro snodato in ABS • con doccia e flessibile with ABS joint wall bracket • with hand-shower and flexible hose	CR	
BR 026..		
con supporto a muro fisso in ABS • con doccia e flessibile with ABS fixed wall bracket • with hand-shower and flexible hose	CR	



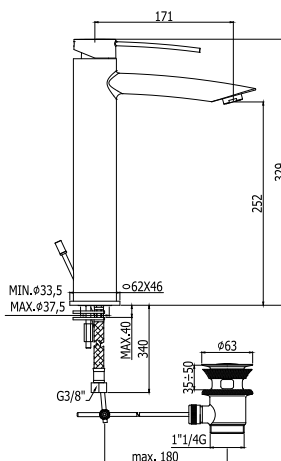
Miscelatore lavabo completo di:

- aeratore M24x1
- set 2 flessibili inox 3/8"G

Wash basin mixer complete with:

- aerator M24x1
- set of 2 stainless steel hoses 3/8"G

Model	Finish	EUR
BR 071..	Finiture - Finishes	EUR
senza scarico without pop up waste	CR	
BR 071K..		
con scarico Clic-Clac 1"1/4G with 1"1/4G Clic-Clac press top waste	CR	
BR 075..		
con scarico automatico 1"1/4G with 1"1/4G pop up waste	CR	



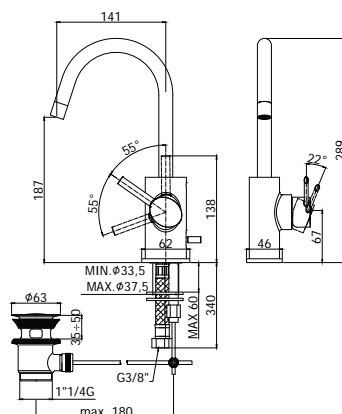
Miscelatore lavabo prolungato completo di:

- aeratore M24x1
- set 2 flessibili inox 3/8"G

Tall wash basin mixer complete with:

- aerator M24x1
- set of 2 stainless steel hoses 3/8"G

Model	Finish	EUR
BR 081..	Finiture - Finishes	EUR
senza scarico without pop up waste	CR	
BR 081K..		
con scarico Clic-Clac 1"1/4G with 1"1/4G Clic-Clac press top waste	CR	
BR 085..		
con scarico automatico 1"1/4G with 1"1/4G pop up waste	CR	



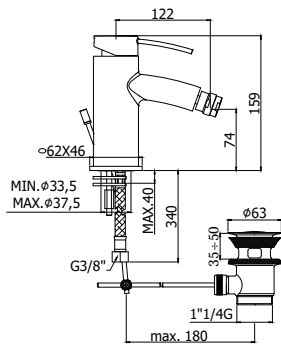
Miscelatore lavabo con canna orientabile completo di:

- aeratore M16x1
- set 2 flessibili inox 3/8"G

Wash basin mixer with swivelling spout complete with:

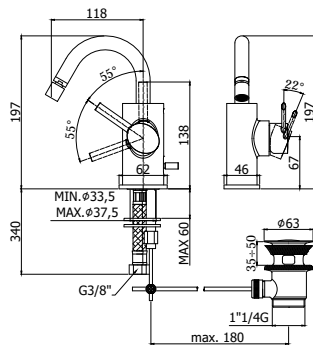
- aerator M16x1
- set of 2 stainless steel hoses 3/8"G

Model	Finish	EUR
BR 078..	Finiture - Finishes	EUR
senza scarico without pop up waste	CR	
BR 077..		
con scarico automatico 1"1/4G with 1"1/4G pop up waste	CR	



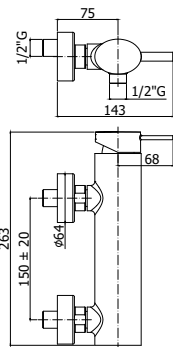
Miscelatore bidet completo di:
 • snodo e aeratore M24x1
 • set 2 flessibili inox 3/8"G
 Bidet mixer complete with:
 • swivel joint and aerator M24x1
 • set of 2 stainless steel hoses 3/8"G

Model	Finish	EUR
BR 131..	Finiture - Finishes	EUR
senza scarico without pop up waste	CR	
BR 131K..	Finiture - Finishes	EUR
con scarico Clic-Clac 1"1/4G with 1"1/4G Clic-Clac press top waste	CR	
BR 135..	Finiture - Finishes	EUR
con scarico automatico 1"1/4G with 1"1/4G pop up waste	CR	



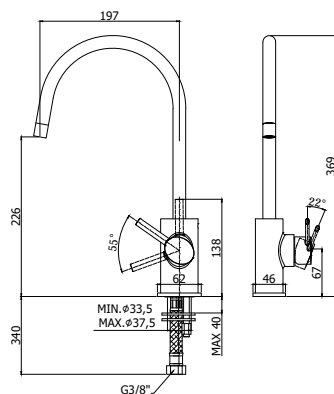
Miscelatore bidet con canna orientabile completo di:
 • con snodo e aeratore M16x1
 • set 2 flessibili inox 3/8"G
 Bidet mixer with swivelling spout complete with:
 • with swivel joint and aerator M16x1
 • set of 2 stainless steel hoses 3/8"G

Model	Finish	EUR
BR 138..	Finiture - Finishes	EUR
senza scarico without pop up waste	CR	
BR 137..	Finiture - Finishes	EUR
con scarico automatico 1"1/4G with 1"1/4G pop up waste	CR	





Miscelatore doccia completo di:
 • set 2 eccentrici 1/2"x3/4"G e rosoni
 Shower mixer complete with:
 • set of 2 S-wall-unions 1/2"x3/4"G and wall-plates






Model	Finish	EUR
BR 168..	Finiture - Finishes	EUR
senza set doccia con attacco inferiore 1/2"G without shower set with 1/2"G lower connection	CR	
BR 168D..	Finiture - Finishes	EUR
con supporto a muro snodato in ABS con doccia e flessibile with ABS joint wall bracket with hand-shower and flexible hose	CR	
BR 168R..	Finiture - Finishes	EUR
rovesciato senza set doccia con attacco superiore 3/4"G overturned without shower set with 3/4"G upper connection	CR	











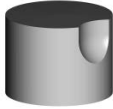






Miscelatore lavello monoforo completo di:
 • aeratore M16x1
 • set 2 flessibili inox 3/8"G
 One-hole sink mixer complete with:
 • aerator M16x1
 • set of 2 stainless steel hoses 3/8"G

Model	Finish	EUR
BR 180..	Finiture - Finishes	EUR
con canna orientabile with swivelling spout	CR	

			Finiture - Finishes	EUR
	ZA91104R	Cartuccia completa Ø35 senza distributore con regolazione per artt. 010-015-018-019-022-023-026-168-168D-168R / BOX010-015 Complete cartridge Ø35 without distributor with regulation for artt. 010-015-018-019-022-023-026-168-168D-168R / BOX010-015		
	ZA91170	Cartuccia completa Ø 25 mm per artt. 071-071K-075-077-078-081-081K-085-131-131K-135-137-138-180 Complete cartridge Ø 25mm for artt. 071-071K-075-077-078-081-081K-085-131-131K-135-137-138-180		
	ZACC146	Valvolina antiritorno Ø15 mm per artt. ZDEV088..V-ZRAC022 Check-valve Ø15 mm for artt. ZDEV088..V-ZRAC022		
	ZAER003	Aeratore Ø 28x1M per artt. 022-023-026 Aerator Ø 28x1M for artt. 022-023-026	Finiture - Finishes CR	EUR
	ZAER059	Aeratore Ø 24x1M per artt. 071-071K-075-081-081K-085-131-131K-135 Aerator Ø 24x1M for artt. 071-071K-075-081-081K-085-131-131K-135	CR	
	ZAER006	Snodo con aeratore Ø 24x1M per artt. 131-131K-135 Joint with aerator Ø 24x1M for artt. 131-131K-135	Finiture - Finishes CR	EUR
	ZAER077	Snodo con aeratore Ø 18 per artt. 137-138 Joint with aerator Ø 18 for artt. 137-138	CR	
	ZAER052	Aeratore completo Ø 18 (M16x1) per artt. 077-078-180 Aerator Ø18 (M16x1) for artt. 077-078-181	Finiture - Finishes CR	EUR
	ZAST041	Asta pomolo snodino Ø 4 mm dritta per artt. 077-137 Straight rod Ø 4 mm with knob for artt. 077-137	Finiture - Finishes CR	EUR
	ZAST046	Asta pomolo snodino Ø 4 mm piegata per artt. 075-085-135 Bent rod Ø 4 mm with knob for artt. 075-085-135	CR	
	ZAST023	Snodo in ABS per asta scarico ABS articulation for rod connection		
	ZBAS065	Basetta per artt. 071-071K-075-081-081K-085-131-131K-135 Brass base for artt. 071-071K-075-081-081K-085-131-131K-135	Finiture - Finishes CR	EUR
	ZBAS066	Basetta per artt. 77-078-137-138-180 Brass base for artt. 77-078-137-138-180	CR	

			<u>Finiture - Finishes</u>	<u>EUR</u>
	ZCAL007	Calotta per miscelatori a parete Nut for wall mounted mixers	CR	
	ZCANA095	Canna tonda con aeratore per artt. 077-078 Round spout with aerator for artt. 077-078	CR	
	ZCANA096	Canna tonda con aeratore per art. 180 Round spout with aerator for art. 180	CR	
	ZCANA097	Canna tonda con aeratore snodato per artt. 137-138 Round spout with joint aerator for artt. 137-138	CR	
	ZCAP034	Cappuccio sottoleva in metallo per artt. 010-015-022-023-026-168-168D-168R / BOX010-015 Metal underlever cover for artt. 010-015-022-023-026-168-168D-168R / BOX010-015	CR	
	ZCAP048	Cappuccio sottoleva in metallo per artt. 071-071K-075-077-078-081-081K-085-131-131K-135-137-138-180 Metal underlever cover for artt. 071-071K-075-077-078-081-081K-085-131-131K-135-137-138-180	CR	
	ZCAP066..	Cappuccio per deviatore per artt. 018-019 Cover for diverter for artt. 018-019	CR	
	ZDEV048	Deviatore completo per miscelatore incasso art.015 Diverter for concealed mixer art. 015	CR	
	ZDEV088.. V	Deviatore con valvolina antiritorno per miscelatore vasca esterno per artt. 022-023-026 Diverter with check-valve for bath/shower mixer for artt. 022-023-026	CR	
	ZDEV100	Deviatore completo per tutti gli artt. BOX015 Complete diverter for all artt. BOX015	CR	
	ZDOC078	Doccia BERRY(monogetto) in metallo per artt. 023-168D BERRY metal hand-shower (single-spray) for artt. 023-168D	CR	

			<u>Finiture - Finishes</u>	<u>EUR</u>
	ZECC029	Eccentrico con rosone 1/2"x 3/4" per miscelatori a parete Adjustable centre 1/2"x 3/4" for wall mounted mixers	CR	
	ZFIS048	Set fissaggio per artt. 071-071K-075-081-081K-085-131-131K-135 Fixing set for artt. 071-071K-075-081-081K-085-131-131K-135		
	ZFIS049	Set fissaggio per artt. 077-137 Fixing set for artt. 077-137		
	ZFIS038	Set fissaggio per artt. 078-085-138-180 Fixing set for artt. 078-085-138-180		
	ZFLO001	Flessibile 150 cm doppia aggraffatura e calotta conica per artt. 023-026-168D Flexible hose 150 cm double interlock and conical nut for artt. 023-026-168D	CR	
	ZFLX069	Set 2 flex inox F3/8 cm. 35 con guarnizioni per artt. 077-078-081-081K-085-137-138-180 Set of 2 F3/8 stainless steel hoses cm. 35 with gaskets for artt. 077-078-081-081K-085-137-138-180	CR	
	ZFLX102	Set 2 flex inox SOFT PEX F3/8 cm. 45 per artt. 071-071K-075-131-131K-135 Set of 2 F3/8 stainless steel hoses cm. 45 SOFT PEX for artt. 071-071K-075-131-131K-135	CRPX	
	ZGHI010	Ghiera ferma cartuccia per artt. 010-015-022-023-026-168-168R / BOX010-015 Cartridge fastening ring nut for artt. 010-015-022-023-026-168-168R / BOX010-015		
	ZGHI016	Ghiera ferma cartuccia per artt. 071-071K-075-077-078-081-081K-085-131-131K-135-137-138-180 Cartridge fastening ring nut for artt. 071-071K-075-077-078-081-081K-085-131-131K-135-137-138-180		
	ZGHI027	Ghiera per deviatore M37x1.5 per artt. 018-019 M37x1.5 ring nut for diverter for artt. 018-019		
	ZLEV122	Leva completa per artt. 071-071K-075-131-131K-135 Complete lever for artt. 071-071K-075-131-131K-135	CR	
	ZLEV123	Leva completa per artt. 081-081K-085 Complete lever for artt. 081-081K-085	CR	
	ZLEV124	Leva completa per artt. 022-023-026-168-168D-168R Complete lever for artt. 022-023-026-168-168D-168R	CR	

	ZLEV126	Leva completa per artt. 077-078-137-138-180 Complete lever for artt. 077-078-137-138-180	Finiture - Finishes CR	EUR
	ZLEV127	Leva completa per artt. 010-015-018-019 / BOX010-015 Complete lever for artt. 010-015-018-019 / BOX010-015	CR	
	ZMAN130..	Maniglia per cartuccia deviatore per art. 019 Complete handle for diverter cartridge for art. 019	Finiture - Finishes CR	EUR
	ZMAN138..	Maniglia per cartuccia deviatore per art. 018 Complete handle for diverter cartridge for art. 018	CR	
	ZPIA039	Piastra 1 foro con guarnizione per art. 010 / L.115 x h.140 mm One-hole wall plate with gasket for art. 010 / L.115 x h.140 mm	Finiture - Finishes CR	EUR
	ZPIA040	Piastra 2 fori con guarnizioni per art. 015 / L.146 x h.216 mm Two-hole wall plate with gaskets for art. 015 / L.146 x h.216 mm	Finiture - Finishes CR	EUR
	ZPIA072	Piastra tonda in ABS 1 foro con OR per art. BOX010 / Ø173 mm ABS round one-hole wall plate with OR for art. BOX010 / Ø173mm	Finiture - Finishes CR	EUR
	ZPIA074	Piastra tonda in ABS 2 fori con OR per art. BOX015 / Ø173 mm ABS round two-hole wall plate with OR for art. BOX015 / Ø173mm	Finiture - Finishes CR	EUR
	ZPIA087..	Piastra con guarnizioni per miscelatore incasso (2 uscite) per art. 018 / L.146 x h.216 mm Wall plate with gaskets for concealed shower mixer (2 outlets) for art. 018 / L.146 x h.216 mm	Finiture - Finishes CR	EUR
	ZPIA086..	Piastra con guarnizioni per miscelatore incasso (3 uscite) per art. 019 / L.146 x h.216 mm Wall plate with gaskets for concealed shower mixer (3 outlets) for art. 019 / L.146 x h.216 mm	CR	
	ZRAC022	Raccordo 1/2" con OR per artt. 168-168D 1/2" connection with OR for artt. 168-168D	Finiture - Finishes CR	EUR
	ZRAC084	Raccordo 3/4" con OR per art. 168R 3/4" connection with OR for art. 168R	CR	



ZRAC060 Raccordo per attacco flex inox artt. 071-071K-075-131-131K-135
Connection for stainless steel hose artt. 071-071K-075-131-131K-135

Finiture - Finishes **EUR**



ZSED001 Sede per miscelatori a parete
Wall mounted single lever mixer seat

Finiture - Finishes **EUR**
CR



ZTUB009 Tubetto rame con raccordo 8x1 (1 pezzo) per artt. 071-071K-075-077-078-081-081K-085-131-131K-135-137-138-180
Copper pipe with connection 8x1 (1 piece) for artt. 071-071K-075-077-078-081-081K-085-131-131K-135-137-138-180

Finiture - Finishes **EUR**
CR



ZVIT092 Cartuccia deviatore (2 uscite) Ø32 mm per art. 018
Diverter cartridge (2 outlets) Ø32 mm for art. 018

ZVIT091 Cartuccia deviatore (3 uscite) Ø32 mm per art. 019
Diverter cartridge (3 outlets) Ø32 mm for art. 019

Finiture - Finishes **EUR**

ringo-west

VERSATILITÀ

La fusione tra forma quadra e tonda crea uno stile unico per le serie RINGO e WEST, rendendole perfette per ogni stile di design e di arredamento. Oltre che nelle sue forme, la versatilità di queste serie si evidenzia anche nelle sue numerose varianti: leva aperta per la serie RINGO, leva chiusa per la serie WEST.

E per entrambe le versioni il lavabo è disponibile in tre altezze differenti (Standard, Medio e Prolungato), e sia con cartuccia standard che con cartuccia **ENERGY SAVING**, grazie alla quale si può ottenere un sensibile risparmio energetico in quanto l'apertura della leva consente erogazione di acqua fredda, mentre per ottenere l'acqua calda è necessario ruotare la leva verso sinistra.

La serie RINGO è inoltre disponibile, oltre alla versione classica cromata, anche nella moderna finitura NERO OPACO.

VERSATILITY

The fusion between square and round shape creates a unique style for RINGO and WEST series, making them perfect for any design style and furnishings. In addition to their forms, the versatility of these series is also evident in its many variations: Open handle for RINGO series, closed handle for WEST series.

*For both versions, washbasin mixer is available in three different heights (Standard, Middle and Extended), and even with standard cartridge then **ENERGY SAVING** cartridge, thanks to which you can achieve significant energy savings since the opening of the handle in frontal position allows supply of cold water, while for obtaining hot water it is requested to turn the handle to the left.*

The RINGO series is also available, in addition to the classic chrome, in modern finish MATT BLACK.



FINITURE FINISHES

La serie **RINGO** è disponibile nelle seguenti finiture:
RINGO range is available in the following finishes:

- CR cromato
chrome plated
- NO finitura nero opaco
matt black finish

La serie **WEST** è disponibile nelle seguenti finiture:
WEST range is available in the following finishes:

- CR cromato
chrome plated

VARIANTI VARIANTS



RIN
LEVA RINGO
RINGO HANDLE




WS
LEVA WEST
WEST HANDLE

RISPARMIO ENERGETICO ENERGY SAVING



cold start

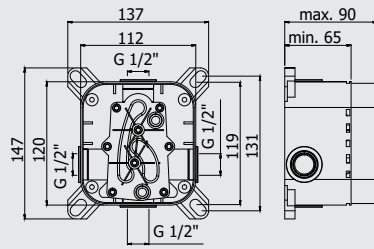


Video istruzioni Pbox
Pbox video instructions



*Da abbinare solo con
RIN-WS BOX010 - RIN-WS BOX015

*To be completed only with
RIN-WS BOX010 - RIN-WS BOX015



Set incasso universale per miscelatori doccia completo di:

- corpo incasso
- box

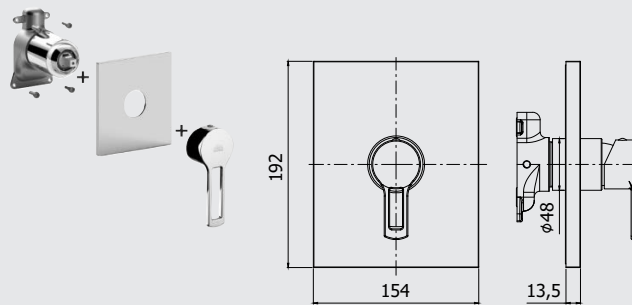
Universal concealed Box for mixers complete with:

- concealed body
- box

PBOX 001

Finiture - Finishes EUR

senza set esterno
without external set



Set esterno miscelatore incasso doccia (1 uscita) completo di:

- corpo miscelatore
- piastra in ABS 154x192mm e leva

External set for concealed shower mixer (1 outlet) complete with:

- mixer body
- ABS wall plate 154x192mm and lever

RIN BOX010.. / WS BOX010..

Finiture - Finishes EUR

senza deviatore
without diverter


Leva Ringo CR

Leva West CR

Leva West

*Da abbinare solo con
PBOX 001

*To be completed only with
PBOX 001

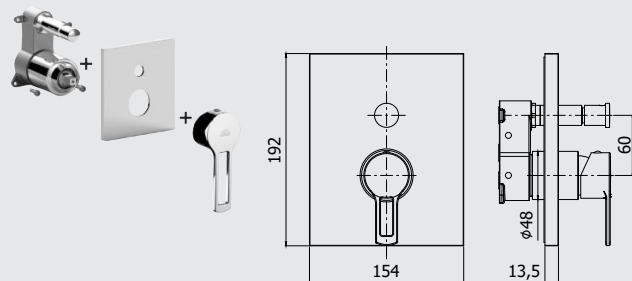


ZPRO BOX010..

Prolunga per art. BOX010

- H30mm
- Extension for art. BOX010
- H30mm

CR



Set esterno miscelatore incasso doccia (2 uscite) completo di:

- corpo miscelatore
- piastra in ABS 154x192mm e leva

External set for concealed shower mixer (2 outlets) complete with:

- mixer body
- ABS wall plate 154x192mm and lever

RIN BOX015.. / WS BOX015..

Finiture - Finishes EUR

con deviatore a pulsante
with push diverter

Leva Ringo CR NO/M

Leva West CR

Leva West

*Da abbinare solo con
PBOX 001

*To be completed only with
PBOX 001



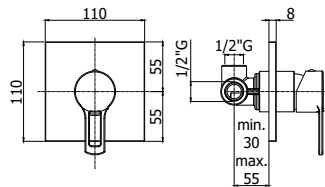
ZPRO BOX015..

Prolunga con deviatore per art. BOX015

- H30mm
- Extension with diverter for art. BOX015
- H30mm

CR NO

* CR con piastra ABS _ NO/M con piastra in Acciaio inox
* CR with ABS wall plate _ NO/M with Stainless steel wall plate



Miscelatore incasso doccia (1 uscita) completo di:
 • piastra 110x110mm
 • attacchi 1/2\"/>

Concealed shower mixer (1 outlet) complete with:
 • wall plate 110x110mm
 • 1/2\"/>

RIN 010.. / WS 010..

senza deviatore
 without diverter

Finiture - Finishes EUR



CR
 CR/M
 NO/M

CR
 CR/M

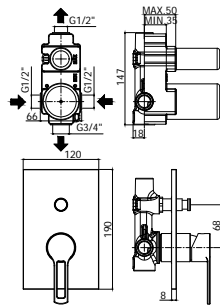
CR
 NO

ZPRO 013..

Prolunga per art. 010
 • H43mm
 Extension for art. 010
 • H43mm

* Per set incasso/esterno separati (v. capitolo Incassi Projects)
 * For concealed/external set divided (see Concealed mixer Projects chapter)

* CR con piastra ABS _ CR/M-NO/M con piastra in Acciaio inox
 * CR with ABS wall plate _ CR/M-NO/M with Stainless steel wall plate




Miscelatore incasso doccia (2 uscite) completo di:
 • piastra 120x190mm
 • attacchi calda/fredda e superiore 1/2\"/>

Concealed shower mixer (2 outlets) complete with:
 • wall plate 120x190mm
 • 1/2\"/>

RIN 015.. / WS 015..

con deviatore a pulsante
 with push diverter

Finiture - Finishes EUR



CR
 CR/M
 NO/M

CR
 CR/M

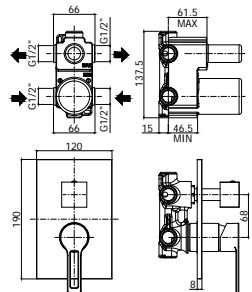
CR
 NO

ZPRO 028..

Prolunga con deviatore per art. 015
 • H30mm
 Extension with diverter for art. 015
 • H30mm

* Per set incasso/esterno separati (v. capitolo Incassi Projects)
 * For concealed/external set divided (see Concealed mixer Projects chapter)

* CR con piastra ABS _ CR/M-NO/M con piastra in Acciaio inox
 * CR with ABS wall plate _ CR/M-NO/M with Stainless steel wall plate



Miscelatore incasso doccia (2 uscite) completo di:
 • piastra 120x190mm
 • attacchi 1/2\"/>

Concealed shower mixer (2 outlets) complete with:
 • wall plate 120x190mm
 • 1/2\"/>

RIN 018.. / WS 018..

con cartuccia deviatore (2 uscite + 1
 posizione combinata)
 with diverter cartridge (2 outlets + 1
 combined position)

Finiture - Finishes EUR



CR
 CR/M
 NO/M

CR
 CR/M

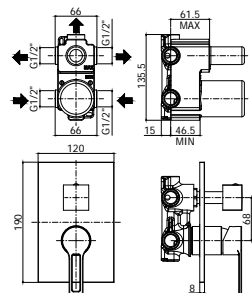
CR
 NO

ZPRO 068..

Prolunga con deviatore per artt. 018-019
 • H30mm
 Extension with diverter for artt. 018-019
 • H30mm

* Per set incasso/esterno separati (v. capitolo Incassi Projects)
 * For concealed/external set divided (see Concealed mixer Projects chapter)

* CR con piastra ABS _ CR/M-NO/M con piastra in Acciaio inox
 * CR with ABS wall plate _ CR/M-NO/M with Stainless steel wall plate



Miscelatore incasso doccia (3 uscite) completo di:
 • piastra 120x190mm
 • attacchi 1/2\"/>

Concealed shower mixer (3 outlets) complete with:
 • wall plate 120x190mm
 • 1/2\"/>

RIN 019.. / WS 019..

con cartuccia deviatore (3 uscite + 3
 posizioni combinate)
 with diverter cartridge (3 outlets + 3
 combined positions)

Finiture - Finishes EUR



CR
 CR/M
 NO/M

CR
 CR/M

CR
 NO

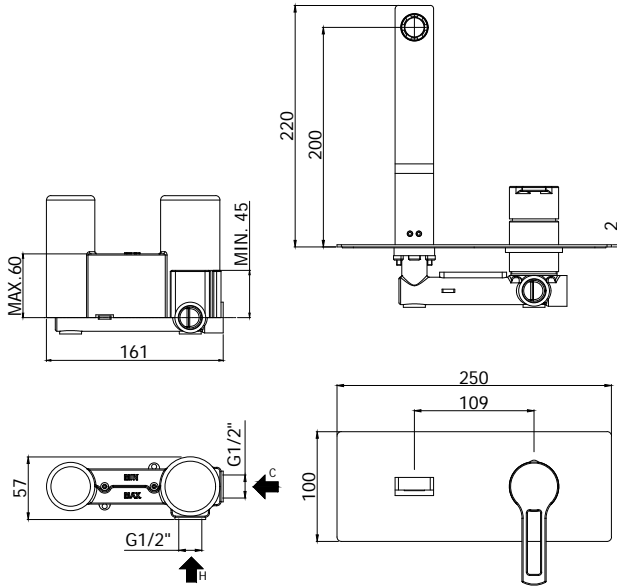
ZPRO 068..

Prolunga con deviatore per artt. 018-019
 • H30mm
 Extension with diverter for artt. 018-019
 • H30mm

* Per set incasso/esterno separati (v. capitolo Incassi Projects)
 * For concealed/external set divided (see Concealed mixer Projects chapter)

* CR con piastra ABS _ CR/M-NO/M con piastra in Acciaio inox
 * CR with ABS wall plate _ CR/M-NO/M with Stainless steel wall plate

ringo-west



Miscelatore incasso lavabo completo di:

- piastra in acciaio inox 250x100mm
- attacchi 1/2"G

Concealed single lever basin mixer complete with:

- stainless steel wall plate 250x100mm
- 1/2"G connections

RIN 104.. / WS 104..

con bocca e aeratore M24x1 - l. 150mm
with spout and aerator M24x1 - l. 150mm

Finiture - Finishes EUR



RIN 105.. / WS 105..

con bocca e aeratore M24x1 - l. 200mm
with spout and aerator M24x1 - l. 200mm



RIN 106.. / WS 106..

con bocca e aeratore M24x1 - l. 240mm
with spout and aerator M24x1 - l. 240mm

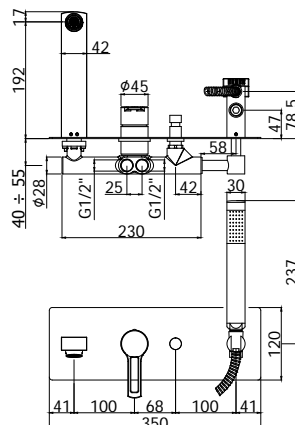


ZPRO 057..

Prolunga per artt. 104-105-106

- H20mm
- Extension for artt. 104-105-106
- H20mm

CR
NO



Miscelatore incasso vasca/doccia (2 uscite) completo di:

- piastra in acciaio inox 350x120mm
- bocca con aeratore M28x1
- doccia e flessibile
- attacchi 1/2"G

Concealed bath/shower mixer (2 outlets) complete with:

- stainless steel wall plate 350x120mm
- spout with aerator M28x1
- hand shower and flexible hose
- 1/2"G connections

RIN 001.. / WS 001..

con deviatore a pulsante
with push diverter

Finiture - Finishes EUR

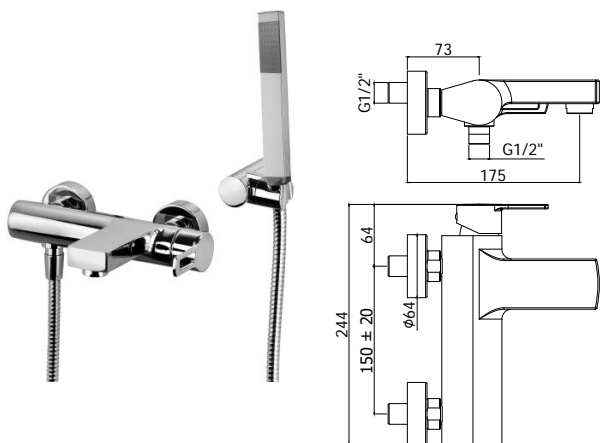


ZPRO 056..

Prolunga con deviatore per art. 001

- H20mm
- Extension with diverter for art. 001
- H20mm

CR
NO



Miscelatore vasca/doccia con deviatore completo di:
 • aeratore M28x1
 • set 2 eccentrici 1/2"x3/4"G e rosoni
 Bath/shower mixer with diverter complete with:
 • aerator M28x1
 • set of 2 S-wall-unions 1/2"x3/4"G and wall-plates

RIN 022.. / WS 022..

senza set doccia
 without shower set

Finiture - Finishes EUR



Leva Ringo



Leva West

RIN 023.. / WS 023..

con supporto a muro snodato in ABS
 • con doccia e flessibile
 with ABS joint wall bracket
 • with hand-shower and flexible hose



Leva Ringo



Leva West

RIN 026.. / WS 026..

con supporto a muro fisso in ABS
 • con doccia e flessibile
 with ABS fixed wall bracket
 • with hand-shower and flexible hose



Leva Ringo



Leva West



Miscelatore bordo vasca con deviatore completo di:
 • set 5 flex inox per miscelatore
 • doccia e flessibile con piombo
 Deck mounted mixer with diverter complete with:
 • set of 5 stainless steel hoses for mixer
 • hand-shower and flexible hose with weight

RIN 041L.. / WS 041L..

senza bocca erogazione (2 fori)
 without spout (2 holes)

Finiture - Finishes EUR



Leva Ringo



Leva West

RIN 040L.. / WS 040L..

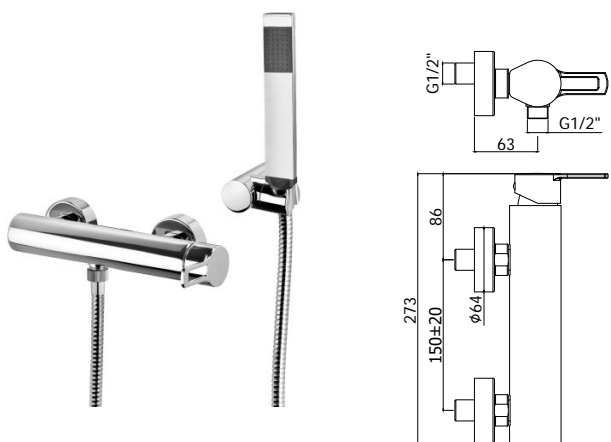
con bocca a cascata (3 fori)
 with waterfall spout (3 holes)



Leva Ringo



Leva West



Miscelatore doccia completo di:
 • set 2 eccentrici 1/2"x3/4"G e rosoni
 Shower mixer complete with:
 • set of 2 S-wall-unions 1/2"x3/4"G and wall-plates

RIN 168.. / WS 168..

senza set doccia
 • con attacco inferiore 1/2"G
 without shower set
 • with 1/2"G lower connection

Finiture - Finishes EUR



Leva Ringo



Leva West

RIN 168D.. / WS 168D..

con supporto a muro snodato in ABS
 • con doccia e flessibile
 with ABS joint wall bracket
 • with hand-shower and flexible hose



Leva Ringo



Leva West

RIN 168R.. / WS 168R..

rovesciato senza set doccia
 • con attacco superiore 3/4"G
 overturned without shower set
 • with 3/4"G upper connection

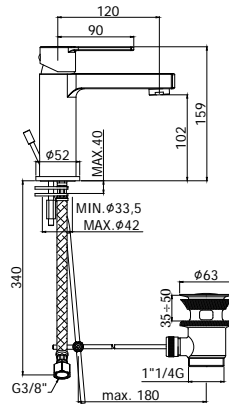


Leva Ringo



Leva West

ringo-west



- Miscelatore lavabo completo di:
- cartuccia Energy Saving
 - aeratore M24x1 con riduttore di portata
 - set 2 flessibili inox 3/8"G
- Wash basin mixer complete with:
- Energy Saving cartridge
 - aerator M24x1 with flow reducer
 - set of 2 stainless steel hoses 3/8"G

RIN 071.. -ES / WS 071.. -ES

senza scarico
without pop up waste

Finiture - Finishes EUR



Leva Ringo



Leva West

RIN 075.. -ES / WS 075.. -ES

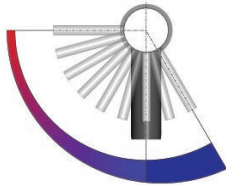
con scarico automatico 1"1/4G
with 1"1/4G pop up waste



Leva Ringo



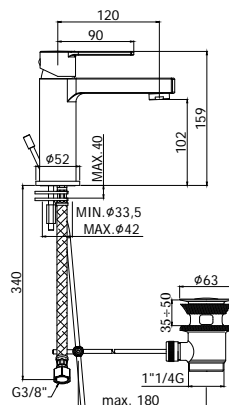
Leva West



ENERGY SAVING

Risparmia energia, perchè apre al centro e dà acqua fredda, mentre l'acqua calda esce solo con il movimento della leva verso sinistra.

It saves energy delivering cold water from middle position already; hot water comes out with handle left movement only.



- Miscelatore lavabo completo di:
- aeratore M24x1
 - set 2 flessibili inox 3/8"G

Wash basin mixer complete with:

- aerator M24x1
- set of 2 stainless steel hoses 3/8"G

RIN 071.. / WS 071..

senza scarico
without pop up waste

Finiture - Finishes EUR



Leva Ringo



Leva West

RIN 071K.. / WS 071K..

con scarico Clic-Clac 1"1/4G
with 1"1/4G Clic-Clac press top waste



Leva Ringo



Leva West

RIN 075.. / WS 075..

con scarico automatico 1"1/4G
with 1"1/4G pop up waste

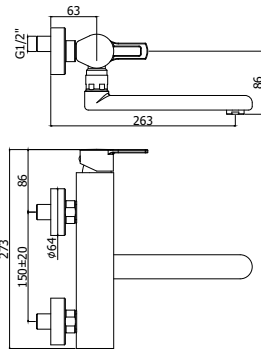


Leva Ringo



Leva West

ringo-west



Miscelatore lavello a muro completo di:

- aeratore M24x1
- attacchi 1/2"G

Wall sink mixer complete with:

- aerator M24x1
- 1/2"G connections

RIN 161.. / WS 161..

con canna tubo diritta orientabile - 1.200mm
with swivel tube straight spout - 1.200mm

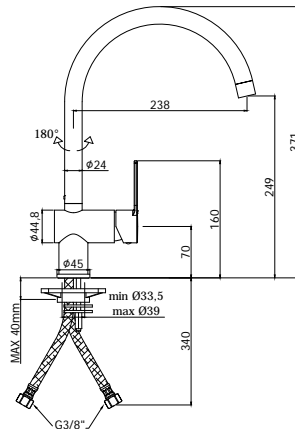
Finiture - Finishes EUR



Leva Ringo CR NO



Leva West CR



Miscelatore lavello monoforo completo di:

- aeratore M22x1F
- set 2 flessibili inox 3/8"G

One-hole sink mixer complete with:

- aerator M22x1F
- set of 2 stainless steel hoses 3/8"G

RIN 180.. / WS 180..

con canna orientabile
with swivelling spout

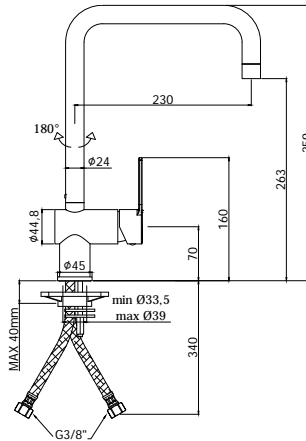
Finiture - Finishes EUR



Leva Ringo CR NO



Leva West CR



Miscelatore lavello monoforo completo di:

- aeratore M22x1
- set 2 flessibili inox 3/8"G

One-hole sink mixer complete with:

- aerator M22x1
- set of 2 stainless steel hoses 3/8"G

RIN 980.. / WS 980..

con canna orientabile
with swivelling spout

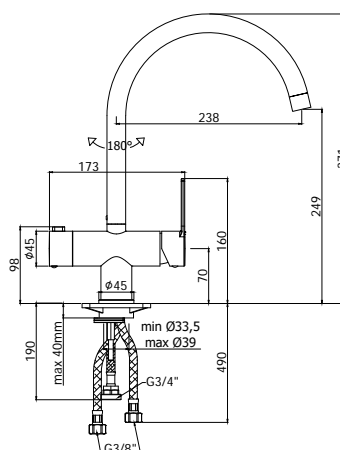
Finiture - Finishes EUR



Leva Ringo CR NO



Leva West CR



Miscelatore lavello monoforo con canna orientabile completo di:

- aeratore M22x1
- set 2 flessibili inox 3/8"G
- 1 flessibile inox 3/4"G

One-hole sink mixer with swivelling spout complete with:

- aerator M22x1
- set of 2 stainless steel hoses 3/8"G
- 1 stainless steel hose 3/4"G

RIN 184.. / WS 184..

con attacco lavastoviglie
with dishwasher machine connection

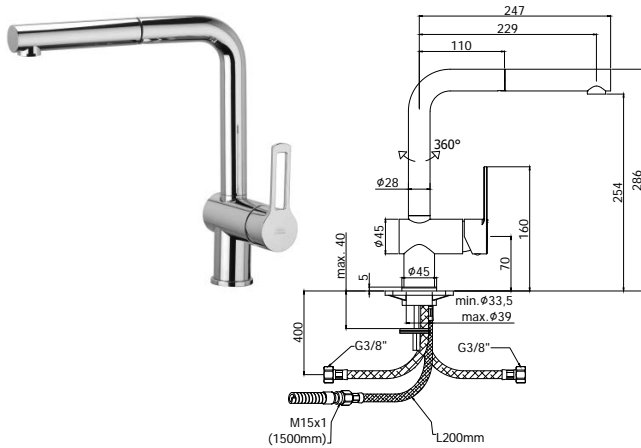
Finiture - Finishes EUR



Leva Ringo CR NO



Leva West CR



Miscelatore livello monoforo con canna orientabile completo di:

- set 2 flessibili inox 3/8"G
- 1 flessibile inox M15x1
- 1 flessibile nylon 1/2"G x M15x1 cm. 150 con piombo

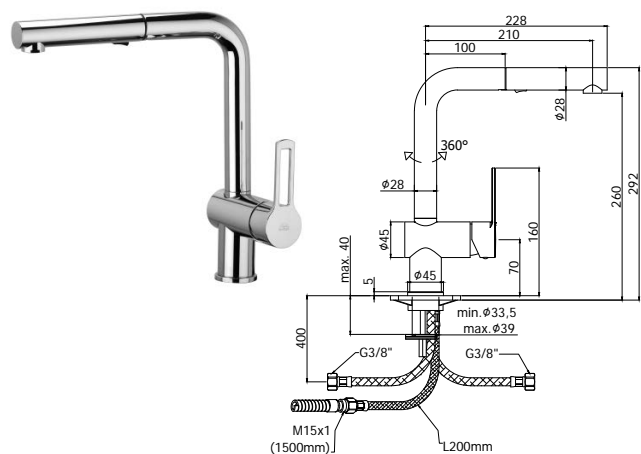

One-hole sink mixer with swivelling spout complete with:

- set of 2 stainless steel hoses 3/8"G
- 1 stainless steel hose M15x1
- 1/2"-M15x1 / L.1500 mm nylon hose with weight

RIN 185.. / WS 185..

con doccia estraibile (monogetto) in ABS with (single spray) ABS pull out hand-shower

Finiture - Finishes **EUR**



Miscelatore livello monoforo con canna orientabile completo di:

- set 2 flessibili inox 3/8"G
- 1 flessibile inox M15x1
- 1 flessibile nylon 1/2"G x M15x1 cm. 150 con peso ecologico

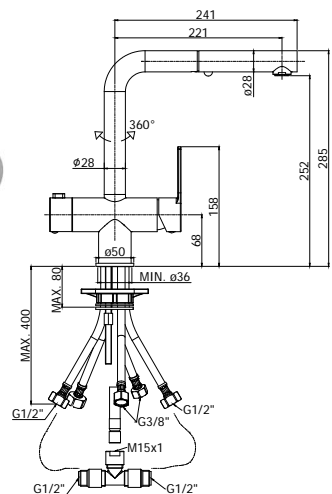
One-hole sink mixer with swivelling spout complete with:

- set of 2 stainless steel hoses 3/8"G
- 1 stainless steel hose M15x1
- 1/2"G x M15x1 / cm. 150 nylon hose with ecological weight

RIN 285.. / WS 285..

con doccia estraibile (2 getti) in ABS with (two-spray) ABS pull out hand-shower

Finiture - Finishes **EUR**



Miscelatore livello monoforo con canna orientabile completo di:

- set 5 flessibili inox
- 1 flessibile nylon 1/2"G x M15x1 cm. 150 con peso ecologico

One-hole sink mixer with swivelling spout complete with:

- set of 5 stainless steel hoses
- 1/2"G x M15x1 / cm. 150 nylon hose with ecological weight

RIN 295.. -MET 3 VIE

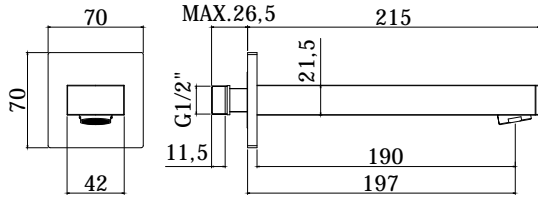

3° ingresso per acqua depurata con doccia estraibile Dualjet (getto regolabile) in metallo

3rd inlet for purified water with Dualjet (adjustable jet) metal pull out hand-shower

Finiture - Finishes **EUR**

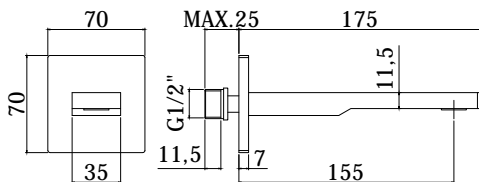


ringo-west



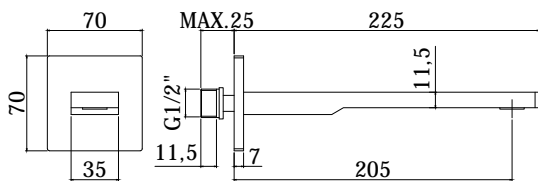
- Bocca a muro completa di:
- aeratore M28x1
 - piastra in metallo 70x70mm
 - attacco 1/2" G
- Wall spout complete with:
- aerator M28x1
 - metal wall plate 70x70mm
 - 1/2" G connection

ZBOC 111.. **Finiture - Finishes** **EUR**
 con lunghezza l. 197mm
 • larghezza l. 42mm
 with length l. 197mm
 • width l. 42mm
 CR
 NO



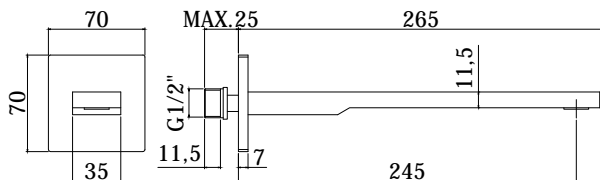
- Bocca a muro completa di:
- aeratore M24x1 Slim air
 - piastra in metallo 70x70mm
 - attacco 1/2" G
- Wall spout complete with:
- aerator M24x1 Slim air
 - metal wall plate 70x70mm
 - 1/2" G connection

ZBOC 120.. **Finiture - Finishes** **EUR**
 con lunghezza l. 155mm
 • larghezza l. 35mm
 with length l. 155mm
 • width l. 35mm
 CR
 NO



- Bocca a muro completa di:
- aeratore M24x1 Slim air
 - piastra in metallo 70x70mm
 - attacco 1/2" G
- Wall spout complete with:
- aerator M24x1 Slim air
 - metal wall plate 70x70mm
 - 1/2" G connection

ZBOC 121.. **Finiture - Finishes** **EUR**
 con lunghezza l. 205mm
 • larghezza l. 35mm
 with length l. 205mm
 • width l. 35mm
 CR
 NO



- Bocca a muro completa di:
- aeratore M24x1 Slim air
 - piastra in metallo 70x70mm
 - attacco 1/2" G
- Wall spout complete with:
- aerator M24x1 Slim air
 - metal wall plate 70x70mm
 - 1/2" G connection

ZBOC 122.. **Finiture - Finishes** **EUR**
 con lunghezza l. 245mm
 • larghezza l. 35mm
 with length l. 245mm
 • width l. 35mm
 CR
 NO

Finiture - Finishes **EUR**



ZA91104R Cartuccia completa Ø 35 mm senza distributore con regolazione per artt. 001-010-015-018-019-022-023-026-040L-041L-104-105-106-161-168-168D-168R / BOX010-015
Complete cartridge Ø 35 mm without distributor with regulation for artt. 001-010-015-018-019-022-023-026-040L-041L-104-105-106-161-168-168D-168R / BOX010-015

ZA91151 Cartuccia completa Ø 35 mm senza distributore per artt. 180-184-185-285-295-980
Complete cartridge Ø 35 mm without distributor for artt. 180-184-185-285-295-980

Finiture - Finishes **EUR**



ZA91191 Cartuccia completa Ø 35 mm APERTA per artt. 071-071K-073-074-074K-075-081-081K-085-131-131K-135
Complete cartridge Ø 35 mm OPEN for artt. 071-071K-073-074-074K-075-081-081K-085-131-131K-135

Finiture - Finishes **EUR**



ZA91270 Cartuccia completa Ø 35 mm APERTA Energy Saving per artt. 071CR-ES / 075CR-ES
Complete cartridge Ø 35 mm OPEN Energy Saving for artt. 071CR-ES / 075CR-ES

Finiture - Finishes **EUR**



ZACC146 Valvolina antiritorno Ø15 mm per artt. ZDEV003-ZDOC083-ZRAC022
Check-valve Ø15 mm for artt. ZDEV003-ZDOC083-ZRAC022

ZACC232 Valvolina antiritorno Ø14 mm per doccia per artt. ZDOC084-ZDOC094-ZDOC107
Check-valve Ø14 mm for shower for artt. ZDOC084-ZDOC094-ZDOC107

ZACC432 Valvolina antiritorno Ø15 mm per art. 295 (ZRAC147)
Check-valve Ø15 mm for art. 295 (ZRAC147)

Finiture - Finishes **EUR**



ZAER002 Aeratore Ø 24x1M per artt.071-071K-073-074-074K-075-081-081K-085-131-131K-135-161
Aerator Ø 24x1M for artt.071-071K-073-074-074K-075-081-081K-085-131-131K-135-161

ZAER003 Aeratore Ø 28x1M per artt. 001-022-023-026-ZBOC065-ZBOC098-ZBOC099-ZBOC111
Aerator Ø 28x1M for artt. 001-022-023-026-ZBOC065-ZBOC098-ZBOC099-ZBOC111

ZAER033 Aeratore Ø 22x1F per artt. 180-184-980
Aerator Ø 22x1F for artt. 180-184-980

ZAER059 Aeratore Ø 24x1M per artt. 071CR-ES / 075CR-ES
Aerator Ø 24x1M for artt. 071CR-ES / 075CR-ES

CR
NO

CR
NO

CR
NO

CR
NO

Finiture - Finishes **EUR**





ZAER006 Snodo con aeratore Ø 24x1M per artt. 130-131-135
Joint with aerator Ø 24x1M for artt. 130-131-135








CR
NO


Finiture - Finishes **EUR**



ZAER090 Aeratore M24x1 SLIM AIR con chiavetta per artt. 104-105-106 / ZBOC108-ZBOC109-ZBOC110-ZBOC120-ZBOC121-ZBOC122
SLIM AIR Aerator M24x1 with key for artt. 104-105-106 / ZBOC108-ZBOC109-ZBOC110-ZBOC120-ZBOC121-ZBOC122

		Finiture - Finishes	EUR
	ZAST046	Asta pomolo snodino Ø 4 mm piegata per artt. 075-085-135 Bent rod Ø 4 mm with knob for artt. 075-085-135	CR NOCR
	ZAST023	Snodo in ABS per asta scarico per artt. 075-085-135 ABS articulation for rod connection for artt. 075-085-135	
NOCR per la finitura nero opaco NOCR for matt black finish			
<hr/>			
		Finiture - Finishes	EUR
	ZBAS038	Basetta per artt. 071-071K-073-074-074K-075-081-081K-085-131-131K-135 /071CR-ES /075CR-ES Brass base for artt. 071-071K-073-074-074K-075-081-081K-085-131-131K-135 /071CR-ES /075CR-ES	CR NO
	ZBAS082	Basetta per artt. 180-184-185-285-980 Brass base for artt. 180-184-185-285-980	CR NO
	ZBAS114	Basetta per art. 295 Brass base for art. 295	CR NO
<hr/>			
		Finiture - Finishes	EUR
	ZBAS055	Basetta in ottone per bocca bordo vasca per art. 040L Brass base for deck mounted spout for art. 040L	CR NO
	ZBAS107	Basetta per corpo miscelatore bordo vasca artt. 040L-041L Brass base for mixer body on artt. 040L-041L	CR NO
<hr/>			
		Finiture - Finishes	EUR
	ZBAS085	Set basetta con gambo e fissaggio per artt. 040L-041L Brass base with threaded stem and fixing kit for artt. 040L-041L	CR NO
<hr/>			
		Finiture - Finishes	EUR
	ZBOC039	Bocca bordo vasca con basetta e fissaggio per art. 040L Deck mounted spout with brass ring base and fixing set for art. 040L	CR NO
<hr/>			
		Finiture - Finishes	EUR
	ZBOC065	Bocca standard con aeratore per art. 001 - l.192 mm Standard spout with aerator for art. 001 - l.192 mm	CR NO
	ZBOC098	Bocca con aeratore compatibile con art. 001 - l.120 mm Spout with aerator compatible with art. 001 - l.120 mm	CR NO
	ZBOC099	Bocca con aeratore compatibile con art. 001 - l.240 mm Spout with aerator compatible with art. 001 - l.240 mm	CR NO
<hr/>			
		Finiture - Finishes	EUR
	ZBOC110	Bocca con aeratore compatibile con art. 104 - l.150 mm Spout with aerator compatible with art. 104 - l.150 mm	CR NO
	ZBOC108	Bocca standard con aeratore per art. 105 - l.200 mm Standard spout with aerator for art. 105 - l.200 mm	CR NO
	ZBOC109	Bocca con aeratore compatibile con art. 106 - l.240 mm Spout with aerator compatible with art. 106 - l.240 mm	CR NO
<hr/>			
		Finiture - Finishes	EUR
	ZCAL007	Calotta per miscelatori a parete per artt. 022-023-026-161-168-168D-168R Nut for wall mounted mixers for artt. 022-023-026-161-168-168D-168R	CR NO

	ZCAN201	Canna Ø28 senza raccordo con boccola per artt. 185-285-295 Spout Ø28 mm for artt. 185-285-295	Finiture - Finishes	EUR
			CR NO	
<hr/>				
	ZCANA023	Canna tubo diritta con aeratore interasse 200 mm per art. 161 Straight tube spout with aerator for art. 161, distance between centres 200 mm	Finiture - Finishes	EUR
			CR NO	
<hr/>				
	ZCANA109	Canna tubo TONDA ombrello completa di aeratore e raccordo per artt. 180-184 ROUND tube spout with aerator for artt. 180-184	Finiture - Finishes	EUR
			CR NO	
<hr/>				
	ZCANA110	Canna TONDA 2 pieghe per art. 980 ROUND tube spout with aerator for art. 980	Finiture - Finishes	EUR
			CR NO	
<hr/>				
	ZCAP034	Cappuccio sottoleva in metallo per artt. Ringo/West Metal underlever cover for artt. Ringo/West	Finiture - Finishes	EUR
			CR NO	
<hr/>				
	ZCAP066	Cappuccio per deviatore per artt. 018-019 Cover for diverter for artt. 018-019	Finiture - Finishes	EUR
			CR NO	
<hr/>				
	ZDEV003	Deviatore completo per miscelatore vasca esterno artt. 022-023-024-026 Diverter for bath/shower mixer artt. 022-023-024-026	Finiture - Finishes	EUR
			CR	
<hr/>				
	ZDEV007	Deviatore completo per miscelatore bordo vasca artt. 040L-041L Diverter for deck mounted bath mixer artt. 040L-041L	Finiture - Finishes	EUR
			CR NO	

		Finiture - Finishes	EUR
	ZDEV048 Deviatore completo per miscelatore incasso artt. 001-015 Diverter for concealed mixer artt. 001-015	CR NO	
	ZDEV100 Deviatore completo per tutti gli artt. BOX015 Complete diverter for all artt. BOX015	CR	
	ZDOC083 Doccia monogetto in ABS con valvolina antiritorno per art. 185 ABS fix-spray pull out hand-shower with check-valve for art. 185	CR NO	
	ZAER102 Aeratore Ø 24 per art. ZDOC083 Aerator Ø 24 for art. ZDOC083	CR NO	
	ZDOC084 Doccia 2 getti in ABS con valvolina antiritorno per art. 285 two-spray ABS pull out hand-shower with check-valve for art. 285	NO	
	ZAER050 Aeratore a scomparsa Ø 16,5x1M per art. ZDOC084 Hidden aerator Ø 16,5x1M for art. ZDOC084		
	ZDOC094 Doccia Dualjet (getto regolabile) in metallo con valvolina antiritorno per art. 295 Dualjet metal hand-shower (adjustable jet) with check-valve for art. 295	CR NO	
	ZAER118 Aeratore con chiavetta per art. ZDOC94 Aerator with key for art. ZDOC94	CR NO	
	ZDOC107 Doccia 2 getti in ABS con valvolina antiritorno per art. 285 two-spray ABS pull out hand-shower with check-valve for art. 285	CR	
	ZAER111 Aeratore a scomparsa per art. ZDOC107 Hidden aerator for art. ZDOC107		
	ZDOC117 Doccia PREMIUM (monogetto) in metallo per artt. 001-023-026-040-041-168D PREMIUM metal hand-shower (single spray) for artt. 001-023-026-040-041-168D	CR NO	
	ZECC029 Eccentrico con rosone 1/2"x 3/4" per miscelatori a parete Adjustable centre 1/2"x 3/4" for wall mounted mixers	CR NO	




ZFIS008/140 Set fissaggio per artt. 180-980
Fixing set for artt. 180-980

ZFIS043 Set fissaggio per artt. 071-071K-073-074-074K-075-081-081K-085-131-131K-135 / 071CR-ES / 075CR-ES
Fixing set for artt. 071-071K-073-074-074K-075-081-081K-085-131-131K-135 / 071CR-ES / 075CR-ES

ZFIS068/140 Set fissaggio per artt. 184-185
Fixing set for artt. 184-185

ZFIS107 Set fissaggio per art. 285
Fixing set for art. 285



ZFIS028 Set fissaggio per miscelatore bordo vasca artt. 040L-041L
Fixing set for mixer body for artt. 040L-041L



ZFIS099/190 Set fissaggio per art. 295
Fixing set for art. 295



ZFIS121 Set di fissaggio per bocca bordo vasca per art. 040
3/4 Fixing kit for spout for art. 040

ZFIS122 Fissaggio per base doccia per artt. 040-041
Fixing kit for shower base for artt. 040-041



ZFLO001 Flessibile 1500 mm doppia aggraffatura e calotta conica per art. 168DCR
Flexible hose 1500 mm double interlock and conical nut for art. 168DCR

ZFLO018 Flessibile 1500 mm doppia aggraffatura e doppia calotta conica per artt. 001-023-026
Flexible hose 1500 mm double interlock and double conical nut for artt. 001-023-026

ZFLO071 Flessibile PVC colorato 1/2"x1/2"G - 1500mm per artt. 023-026-168D (nero opaco)
1/2"x1/2"G - 1500mm colored PVC hose for artt. 023-026-168D (matt black)



ZFLO009 Flessibile ottone doppia aggraffatura F1/2" - M15x1 mm.1500 con calotta conica e peso ecologico per artt. 040L-041L
F1/2" - M15x1 mm.1500 twist-free double interlock brass flexible hose with conical nut and weight for artt. 040L-041L

ZFLO063 Flex nylon 1500 mm con peso ecologico 1 calotta girevole per artt. 185-285-295
1500 mm nylon hose with weight with twist-free conical nut for artt. 185-285-295



ZFLX086 Set 5 flex inox per miscelatore bordo vasca artt. 040L-041L
Set of 5 stainless steel hoses for artt. 040L-041L



		<u>Finiture - Finishes</u>	<u>EUR</u>
ZFLX001	Set flessibili inox M10x1 F3/8" 350 mm con guarnizione (2 pezzi) per artt. 043-071-071K-075-131-131K-135 / 071CR-ES / 075CR-ES Set of 2 stainless steel hoses 350 mm M10x1 F3/8" with gaskets for artt. 043-071-071K-075-131-131K-135 / 071CR-ES / 075CR-ES	CR	
ZFLX069	Set flessibili inox M8x1 F3/8" 350 mm con guarnizione (2 pezzi) per artt. 073-074-074K-081-081K-085 Set of 2 stainless steel hoses M8x1 F3/8" 350 mm with gaskets for artt. 073-074-074K-081-081K-085	CR	
ZFLX095	Set flessibili inox F3/8" (3 pezzi) per artt. 185-285 Set of 3 stainless steel hoses F3/8" for artt. 185-285	CR	
ZFLX101	Set flessibili inox M10x1 F3/8" 450 mm con guarnizione (2 pezzi) per artt. 180-980 Set of 2 stainless steel hoses M10x1 F3/8" 450 mm with gaskets for artt. 180-980	CRPX	
ZFLX102	Set 2 flex inox SOFT PEX F3/8 cm. 45 per artt. 184 Set of 2 F3/8 stainless steel hoses cm. 45 SOFT PEX for artt. 184	CRPX	



		<u>Finiture - Finishes</u>	<u>EUR</u>
ZFLX181	Set 5 flex inox per miscelatore artt. 295 Set of 5 stainless steel hoses for artt. 295	CR	



		<u>Finiture - Finishes</u>	<u>EUR</u>
ZGHI010	Ghiera ferma cartuccia per artt. Ringo/West Cartridge fastening ring nut for artt. Ringo/West		













		<u>Finiture - Finishes</u>	<u>EUR</u>
ZGHI027	Ghiera per deviatore M37x1.5 per artt. 018-019 M37x1.5 ring nut for diverter for artt. 018-019		




		<u>Finiture - Finishes</u>	<u>EUR</u>
ZLEV135	Leva completa Ringo per artt. 022-023-026-040L-041L-161-168-168D-168R Ringo lever for artt. 022-023-026-040L-041L-161-168-168D-168R	CR NO	
ZLEV136	Leva completa Ringo per artt. 071-071K-073-074-074K-075-081-081K-085-131-131K-135-071CR-ES/075CR-ES Ringo lever for artt. 071-071K-073-074-074K-075-081-081K-085-131-131K-135-071CR-ES/075CR-ES	CR NO	
ZLEV137	Leva completa Ringo per artt. 001-010-015-018-019-104-105-106 / BOX010-015 Ringo lever for artt. 001-010-015-018-019-104-105-106 / BOX010-015	CR NO	
ZLEV191	Leva completa Ringo rovesciata per artt. 180-184-185-285-295-980 Reverse Ringo lever for artt. 180-184-185-285-295-980	CR NO	



		<u>Finiture - Finishes</u>	<u>EUR</u>
ZLEV143	Leva completa West per artt. 001-010-015-018-019-022-023-026-040L-041L-071-071K-073-074-074K-075-081-081K-085-131-131K-135 / 071CR-ES / 075CR-ES / 104-105-106-161-168-168D-168R / BOX010-015 West lever for artt. 001-010-015-018-019-022-023-026-040L-041L-071-071K-073-074-074K-075-081-081K-085-131-131K-135 / 071CR-ES / 075CR-ES / 104-105-106-161-168-168D-168R / BOX010-015	CR	
ZLEV192	Leva completa West rovesciata per artt. 180-184-185-285-980 Reverse West lever for artt. 180-184-185-285-980	CR	

		Finiture - Finishes	EUR
	ZMAN100 Maniglia per artt. 184-295 Handle for artt. 184-295	CR NO	
<hr/>			
	ZMAN130 Maniglia per cartuccia deviatore per art. 019 Complete handle for diverter cartridge for art. 019	CR NO	
	ZMAN138 Maniglia per cartuccia deviatore per art. 018 Complete handle for diverter cartridge for art. 018	CR NO	
<hr/>			
	ZPIA026 Piastra 1 foro con guarnizione per art. 010 / 110 x 110 mm One-hole wall plate with gasket for art. 010 / 110 x 110 mm	Finiture - Finishes	EUR
		CR CR/M NO/M	
	* CR con piastra ABS _ CR/M-NO/M con piastra in Acciao inox * CR with ABS wall plate _ CR/M-NO/M with Stainless steel wall plate		
<hr/>			
	ZPIA027 Piastra 2 fori con guarnizioni per art. 015 / L.120 x h.190 mm Two-hole wall plate with gaskets for art. 015 / L.120 x h.190 mm	Finiture - Finishes	EUR
		CR CR/M NO/M	
	* CR con piastra ABS _ CR/M-NO/M con piastra in Acciao inox * CR with ABS wall plate _ CR/M-NO/M with Stainless steel wall plate		
<hr/>			
	ZPIA056 Piastra 4 fori in acciaio inox con guarnizioni per art. 001 / L.350 x h.120 mm Four-hole stainless steel wall plate with gaskets for art. 001 / L.350 x h.120 mm	Finiture - Finishes	EUR
		CR NO	
<hr/>			
	ZPIA073 Piastra rettangolare in ABS 1 foro con OR per art. BOX010 / 154x192 mm ABS rectangular one-hole wall plate with OR for art. BOX010 / 154x192mm	Finiture - Finishes	EUR
		CR	
<hr/>			
	ZPIA075 Piastra rettangolare in ABS 2 fori con OR per art. BOX015 / 154x192 mm ABS rectangular two-hole wall plate with OR for art. BOX015 / 154x192mm	Finiture - Finishes	EUR
	ZPIA153 Piastra rettangolare in acciaio inox 2 fori con OR per art. BOX015 / 154x192 mm Stainless steel rectangular two-hole wall plate with OR for art. BOX015 / 154x192mm	CR	
	* CR con piastra ABS _ NO/M con piastra in Acciao inox * CR with ABS wall plate _ NO/M with Stainless steel wall plate	NO/M	
<hr/>			
	ZPIA111 Piastra 2 fori in acciaio inox con guarnizioni per artt. 104-105-106 / L.250 x h.100 mm Two-hole stainless steel wall plate with gaskets for artt. 104-105-106 / L.250 x h.100 mm	Finiture - Finishes	EUR
		CR NO	



ZPIA091

Piastra con guarnizioni per miscelatore incasso (2 uscite) per artt. 018 / L.120 x h.190 mm
Wall plate with gaskets for concealed shower mixer (2 outlets) for artt. 018 / L.120 x h.190 mm

Finiture - Finishes **EUR**

CR
CR/M
NO/M

ZPIA090

Piastra con guarnizioni per miscelatore incasso (3 uscite) per artt. 019 / L.120 x h.190 mm
Wall plate with gaskets for concealed shower mixer (3 outlets) for artt. 019 / L.120 x h.190 mm

CR
CR/M
NO/M

* CR con piastra ABS _ CR/M-NO/M con piastra in Acciao inox

* CR with ABS wall plate _ CR/M-NO/M with Stainless steel wall plate



ZRAC022

Raccordo 1/2" con OR per artt. 001-168-168D
1/2" connection with OR for artt. 001-168-168D

Finiture - Finishes **EUR**

CR
NO



ZRAC078

Raccordo per artt. 180-184-980
Connection for artt. 180-184-980

Finiture - Finishes **EUR**

CR



ZRAC082

Raccordo con guarnizioni per artt. 185-285-295
Connection for spout for artt. 185-285-295

Finiture - Finishes **EUR**

CR



ZRAC084

Raccordo 3/4" con OR per artt. 161-168R
3/4" connection with OR for artt. 161-168R

Finiture - Finishes **EUR**

CR
NO



ZRAC147

Set con raccordo "T" + 2 raccordi con valvolina antiritorno + raccordo 1/2"G-15x1 + guarnizioni per artt. 295
Set with "T" connection + two connections with check-valve + 1/2 "G-15x1 connection + gaskets for artt. 295

Finiture - Finishes **EUR**



ZSED001

Sede per miscelatori a parete per artt. 022-023-026-161-168-168D-168R
Wall mounted mixers seat for artt. 022-023-026-161-168-168D-168R

Finiture - Finishes **EUR**

CR



ZVIT001 Vitone dischi ceramici 90° dx per art. 295
1/4 clockwise turn ceramic disc valve for art. 295

Finiture - Finishes **EUR**



ZVIT062 Vitone dischi ceramici 90°/20x1 per art. 184 **(fino a 11/2020)**
1/4 clockwise turn ceramic disc valve for art. 184 **(up to 11/2020)**

ZVIT122 Vitone dischi ceramici 90°/20x1 per art. 184 **(da 12/2020)**
1/4 clockwise turn ceramic disc valve for art. 184 **(since 12/2020)**

Finiture - Finishes **EUR**



ZVIT092 Cartuccia deviatore (2 uscite) Ø32 mm per art. 018
Diverter cartridge (2 outlets) Ø32 mm for art. 018

ZVIT091 Cartuccia deviatore (3 uscite) Ø32 mm per art. 019
Diverter cartridge (3 outlets) Ø32 mm for art. 019

Finiture - Finishes **EUR**

candy

RISERVATEZZA

Linee gradevoli e discrete in grado di trasformare un semplice rubinetto in un piccolo oggetto di design, capace di imporsi come elemento senza tempo grazie alla sua estetica non invadente.

Un rubinetto dalle dimensioni contenute e aeratore a scomparsa che guarda al futuro in modo propositivo.

DISCRETION

Pleasing and discrete lines able to transform a simple tap in a small object of design, capable of attracting attention as a timeless element due to its non-invasive aesthetic.


A compact size faucet and a concealed aerator looking to the future in a purposeful way.



FINITURE FINISHES

La serie **CANDY** è disponibile nelle seguenti finiture:
CANDY range is available in the following finishes:

CR cromato
 chrome plated

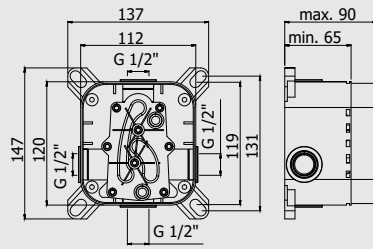


Video istruzioni Pbox
Pbox video instructions



*Da abbinare solo con
CA BOX010 - CA BOX015

*To be completed only with
CA BOX010 - CA BOX015



Set incasso universale per miscelatori doccia completo di:

- corpo incasso
- box

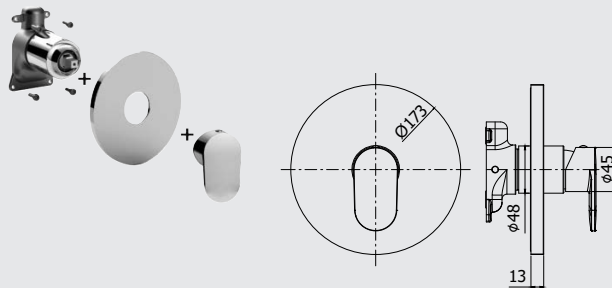
Universal concealed Box for mixers complete with:

- concealed body
- box

PBOX 001

Finiture - Finishes **EUR**

senza set esterno
without external set



*Da abbinare solo con
PBOX 001

*To be completed only with
PBOX 001

Set esterno miscelatore incasso doccia (1 uscita) completo di:

- corpo miscelatore
- piastra in ABS Ø173mm e leva

External set for concealed shower mixer (1 outlet) complete with:


- mixer body
- ABS wall plate Ø173 mm and lever

CA BOX010..

Finiture - Finishes **EUR**

senza deviatore
without diverter

CR

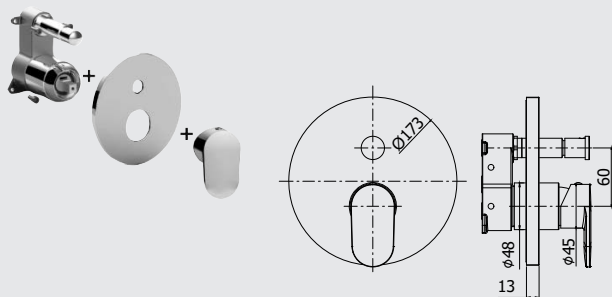


ZPRO BOX010..

Prolunga per art. BOX010

- H30mm
- Extension for art. BOX010
- H30mm

CR



*Da abbinare solo con
PBOX 001

*To be completed only with
PBOX 001

Set esterno miscelatore incasso doccia (2 uscite) completo di:

- corpo miscelatore
- piastra in ABS Ø173mm e leva

External set for concealed shower mixer (2 outlets) complete with:

- mixer body
- ABS wall plate Ø173 mm and lever

CA BOX015..

Finiture - Finishes **EUR**

con deviatore a pulsante
with push diverter

CR

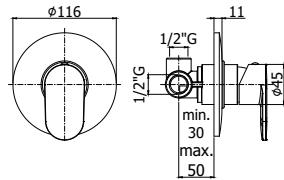


ZPRO BOX015..

Prolunga con deviatore per art. BOX015

- H30mm
- Extension with diverter for art. BOX015
- H30mm

CR



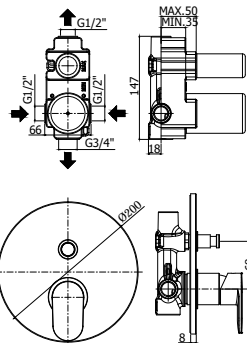
Miscelatore incasso doccia (1 uscita) completo di:
 • piastra in metallo Ø116mm
 • attacchi 1/2" G
 Concealed shower mixer (1 outlet) complete with:
 • metal wall plate Ø116mm
 • 1/2" G connections

CA 010.. Finiture - Finishes EUR
 senza deviatore CR
 without diverter




ZPRO 013.. CR
 Prolunga per art. 010
 • H43mm
 Extension for art. 010
 • H43mm

* Per set incasso/esterno separati (v. capitolo Incassi Projects)
 * For concealed/external set divided (see Concealed mixer Projects chapter)



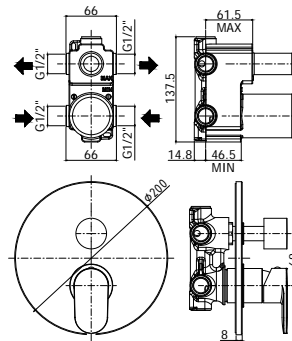
Miscelatore incasso doccia (2 uscite) completo di:
 • piastra in metallo Ø200mm
 • attacchi calda/fredda e superiore 1/2" G - attacco inferiore 3/4" G
 Concealed shower mixer (2 outlets) complete with:
 • metal wall plate Ø200mm
 • 1/2" G hot/cold and upper connections - 3/4" G lower connection

CA 015.. Finiture - Finishes EUR
 con deviatore a pulsante CR
 with push diverter



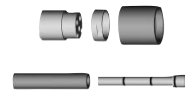
ZPRO 028.. CR
 Prolunga per art. 015
 • H30mm
 Extension for art. 015
 • H30mm

* Per set incasso/esterno separati (v. capitolo Incassi Projects)
 * For concealed/external set divided (see Concealed mixer Projects chapter)



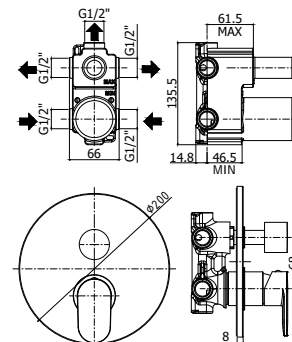
Miscelatore incasso doccia (2 uscite) completo di:
 • piastra in metallo Ø200mm
 • attacchi 1/2" G
 Concealed shower mixer (2 outlets) complete with:
 • metal wall plate Ø200mm
 • 1/2" G connections

CA 018.. Finiture - Finishes EUR
 con cartuccia deviatore (2 uscite + 1 CR
 posizione combinata)
 with diverter cartridge (2 outlets + 1
 combined position)



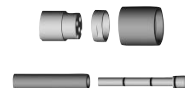
ZPRO 068.. CR
 Prolunga con deviatore per artt. 018-019
 • H30mm
 Extension with diverter for artt. 018-019
 • H30mm

* Per set incasso/esterno separati (v. capitolo Incassi Projects)
 * For concealed/external set divided (see Concealed mixer Projects chapter)



Miscelatore incasso doccia (3 uscite) completo di:
 • piastra in metallo Ø200mm
 • attacchi 1/2" G
 Concealed shower mixer (3 outlets) complete with:
 • metal wall plate Ø200mm
 • 1/2" G connections

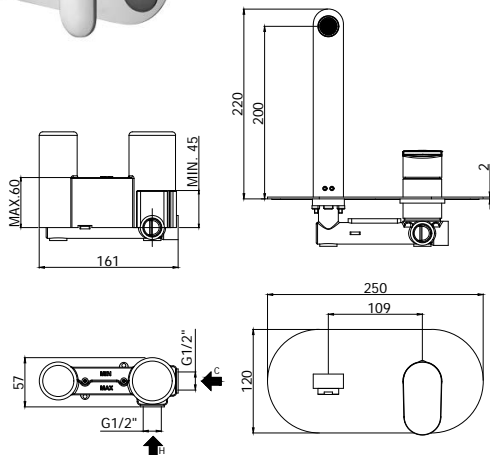
CA 019.. Finiture - Finishes EUR
 con cartuccia deviatore (3 uscite + 3 CR
 posizioni combinate)
 with diverter cartridge (3 outlets + 3
 combined positions)



ZPRO 068.. CR
 Prolunga con deviatore per artt. 018-019
 • H30mm
 Extension with diverter for artt. 018-019
 • H30mm

* Per set incasso/esterno separati (v. capitolo Incassi Projects)
 * For concealed/external set divided (see Concealed mixer Projects chapter)

candy



Miscelatore incasso lavabo completo di:

- piastra in acciaio inox 250x120mm
- attacchi 1/2"G

Concealed single lever basin mixer complete with:

- stainless steel wall plate 250x120mm
- 1/2"G connections

CA 104..

con bocca e aeratore M24x1 - l. 150mm
with spout and aerator M24x1 - l. 150mm

Finiture - Finishes **EUR**

CR

CA 105..

con bocca e aeratore M24x1 - l. 200mm
with spout and aerator M24x1 - l. 200mm

CR

CA 106..

con bocca e aeratore M24x1 - l. 245mm
with spout and aerator M24x1 - l. 245mm

CR

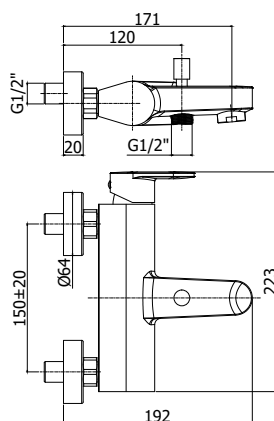


ZPRO 057..

Prolunga per artt. 104-105-106

- H20mm
- Extension for artt. 104-105-106
- H20mm

CR



Miscelatore vasca/doccia con deviatore completo di:

- aeratore M28x1
- set 2 eccentrici 1/2"x3/4"G e rosoni

Bath/shower mixer with diverter complete with:

- aerator M28x1
- set of 2 S-wall-unions 1/2"x3/4"G and wall-plates

CA 022..

senza set doccia
without shower set

Finiture - Finishes **EUR**

CR

CA 023..

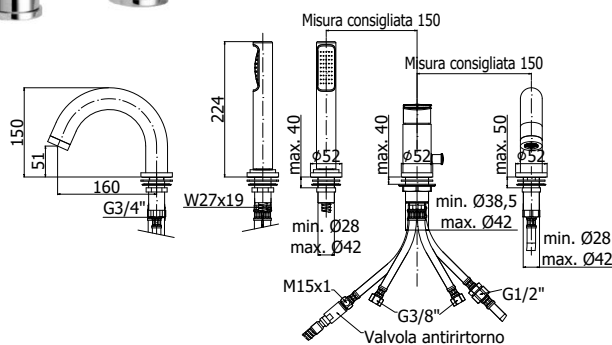
con supporto a muro snodato in ABS
• con doccia e flessibile
with ABS joint wall bracket
• with hand-shower and flexible hose

CR

CA 026..

con supporto a muro fisso in ABS
• con doccia e flessibile
with ABS fixed wall bracket
• with hand-shower and flexible hose

CR



Miscelatore bordo vasca con deviatore completo di:

- set 5 flex inox per miscelatore
- doccia e flessibile con piombo

Deck mounted mixer with diverter complete with:

- set of 5 stainless steel hoses for mixer
- hand-shower and flexible hose with weight

CA 041..

senza bocca erogazione (2 fori)
without spout (2 holes)

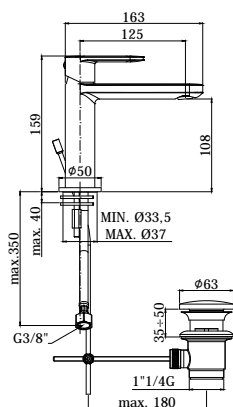
Finiture - Finishes **EUR**

CR

CA 040..

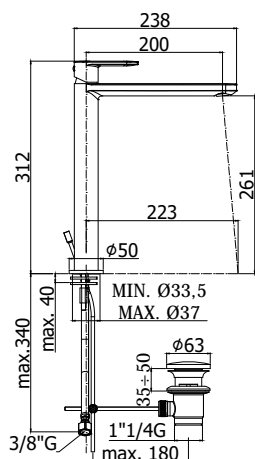
con bocca e aeratore M28x1 (3 fori)
with spout and aerator M28x1 (3 holes)

CR



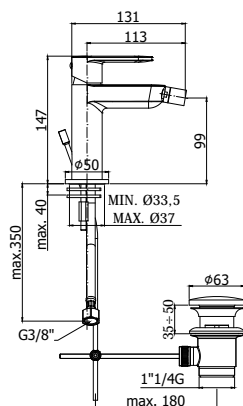
Miscelatore lavabo completo di:
 • aeratore M24x1 Slim air
 • set 2 flessibili inox 3/8"G
 Wash basin mixer complete with:
 • aerator M24x1 Slim air
 • set of 2 stainless steel hoses 3/8"G

CA 071H..	Finiture - Finishes	EUR
senza scarico without pop up waste	CR	
CA 071HK..		
con scarico Clic-Clac 1"1/4G with 1"1/4G Clic-Clac press top waste	CR	
CA 075H..		
con scarico automatico 1"1/4G with 1"1/4G pop up waste	CR	



Miscelatore lavabo prolungato completo di:
 • aeratore M24x1 Slim air
 • set 2 flessibili inox 3/8"G
 Tall wash basin mixer complete with:
 • aerator M24x1 Slim air
 • set of 2 stainless steel hoses 3/8"G

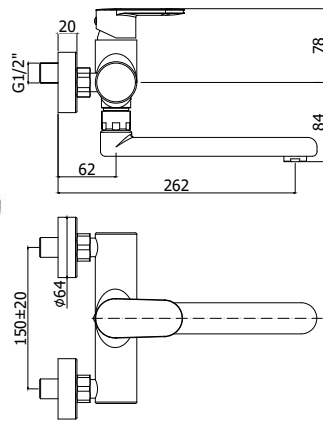
CA 081..	Finiture - Finishes	EUR
senza scarico without pop up waste	CR	
CA 081K..		
con scarico Clic-Clac 1"1/4G with 1"1/4G Clic-Clac press top waste	CR	
CA 085..		
con scarico automatico 1"1/4G with 1"1/4G pop up waste	CR	



Miscelatore bidet completo di:
 • con snodo e aeratore M16x1
 • set 2 flessibili inox 3/8"G
 Bidet mixer complete with:
 • with swivel joint and aerator M16x1
 • set of 2 stainless steel hoses 3/8"G

CA 131..	Finiture - Finishes	EUR
senza scarico without pop up waste	CR	
CA 131K..		
con scarico Clic-Clac 1"1/4G with 1"1/4G Clic-Clac press top waste	CR	
CA 135..		
con scarico automatico 1"1/4G with 1"1/4G pop up waste	CR	

candy



Miscelatore lavello a muro completo di:

- aeratore M24x1
- attacchi 1/2"G

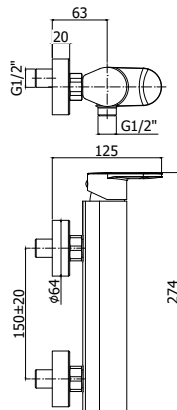
Wall sink mixer complete with:

- aerator M24x1
- 1/2"G connections

CA 161..

con canna tubo diritta orientabile -
l.200mm
with swivel tube straight spout - l.200mm

Finiture - Finishes **EUR**
CR



Miscelatore doccia completo di:

- set 2 eccentrici 1/2"x3/4"G e rosoni

Shower mixer complete with:

- set of 2 S-wall-unions 1/2"x3/4"G and wall-plates

CA 168..

senza set doccia
• con attacco inferiore 1/2"G
without shower set
• with 1/2"G lower connection

Finiture - Finishes **EUR**
CR

CA 168D..

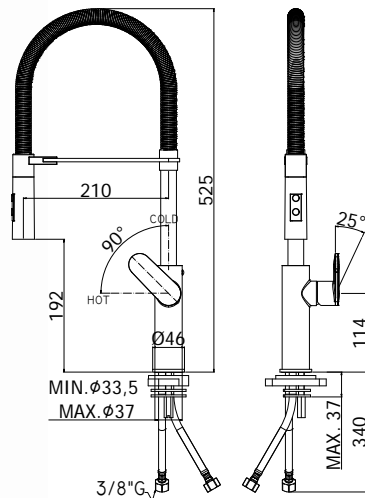
con supporto a muro snodato in ABS
• con doccia e flessibile
with ABS joint wall bracket
• with hand-shower and flexible hose

CR

CA 168R..

rovesciato senza set doccia
• con attacco superiore 3/4"G
overturned without shower set
• with 3/4"G upper connection

CR



Miscelatore lavello monoforo con canna orientabile completo di:

- doccia Minimal (2 getti) in ABS
- supporto doccia con aggancio facilitato con magneti
- set 2 flessibili inox 3/8"G

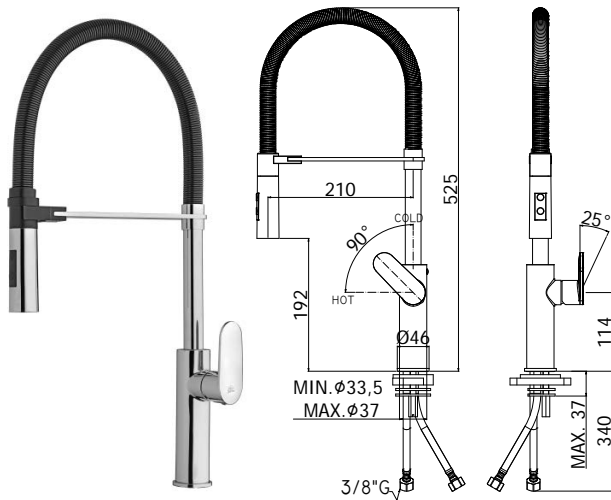
One-hole sink mixer with swivelling spout complete with:

- Minimal ABS hand-shower (two spray-functions)
- Hand-shower bracket with magnetic easy rest
- set of 2 stainless steel hoses 3/8"G

CA 179..

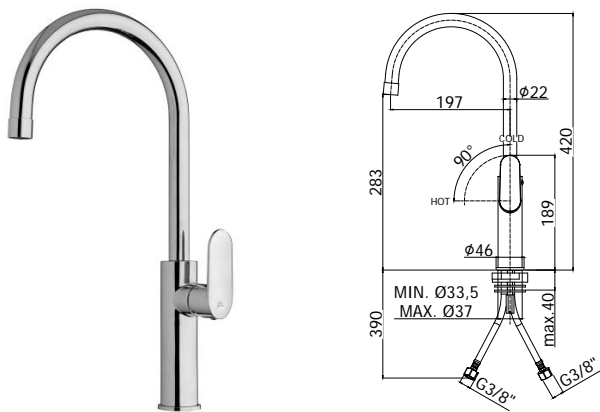
Professional
Professional

Finiture - Finishes **EUR**
CR



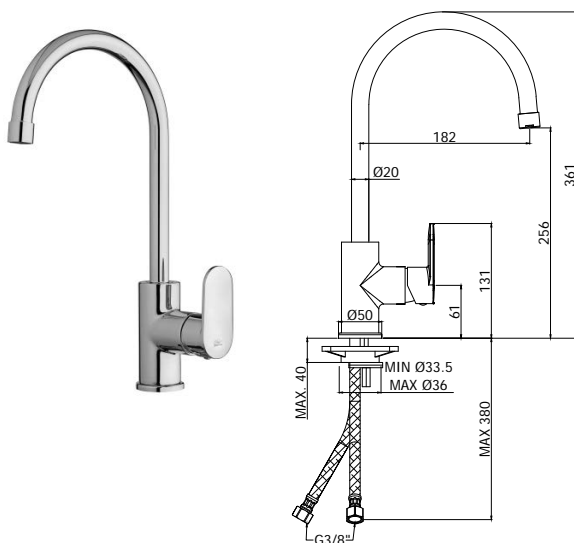
- Miscelatore livello monoforo con canna orientabile completo di:
- doccia Minimal (2 getti) in ABS
 - supporto doccia con aggancio facilitato con magneti
 - set 2 flessibili inox 3/8\"/>
- One-hole sink mixer with swivelling spout complete with:
- Minimal ABS hand-shower (two spray-functions)
 - Hand-shower bracket with magnetic easy rest
 - set of 2 stainless steel hoses 3/8\"/>

CA 179.. **Finiture - Finishes** **EUR**
 Professional **CRNO**



- Miscelatore livello monoforo alto con canna orientabile completo di:
- aeratore M22x1F
 - set 2 flessibili inox 3/8\"/>
- Tall One-hole sink mixer with swivelling spout complete with:
- aerator M22x1F
 - set of 2 stainless steel hoses 3/8\"/>

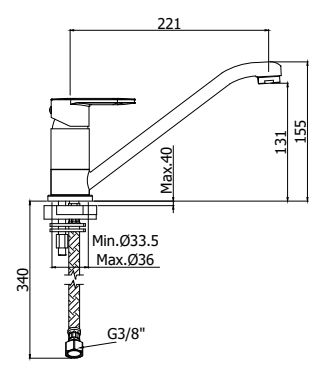
CA 180.. **Finiture - Finishes** **EUR**
 con canna tubo Ø22mm **CR**
 with tube spout - Ø22mm



- Miscelatore livello monoforo con canna orientabile completo di:
- aeratore M22x1F
 - set 2 flessibili inox 3/8\"/>
- One-hole sink mixer with swivelling spout complete with:
- aerator M22x1F
 - set of 2 stainless steel hoses 3/8\"/>

CA 181.. **Finiture - Finishes** **EUR**
 con canna tubo Ø20mm **CR**
 with tube spout - Ø20mm

candy



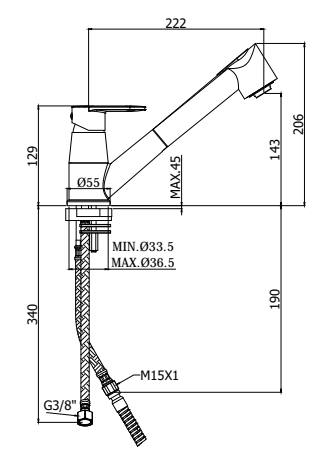
Miscelatore lavello monoforo con canna orientabile completo di:

- aeratore M24x1
- set 2 flessibili inox 3/8" G

One-hole sink mixer with swivelling spout complete with:

- aerator M24x1
- set of 2 stainless steel hoses 3/8" G

CA 182T.. **Finiture - Finishes** **EUR**
 con canna tubo **CR**
 with tube spout



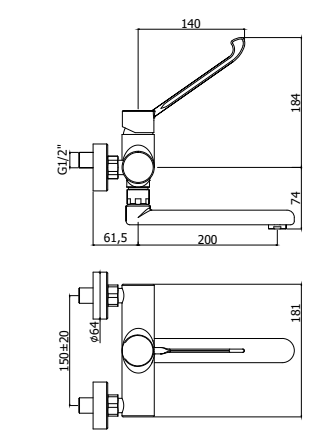
Miscelatore lavello monoforo con canna orientabile completo di:

- set 2 flessibili inox 3/8" G
- 1 flessibile inox M15x1
- 1 flessibile nylon 1/2" G x M15x1 cm. 150 con piombo

One-hole sink mixer with swivelling spout complete with:

- set of 2 stainless steel hoses 3/8" G
- 1 stainless steel hose M15x1
- 1/2" M15x1 / L.1500 mm nylon hose with weight

CA 183.. **Finiture - Finishes** **EUR**
 con doccia estraibile (2 getti) in ABS **CR**
 with (two-spray) ABS pull out hand-shower



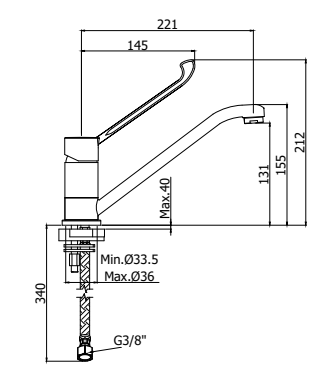
Miscelatore lavello a muro completo di:

- aeratore M24x1
- attacchi 1/2" G

Wall sink mixer complete with:

- aerator M24x1
- 1/2" G connections

CA 302.. **Finiture - Finishes** **EUR**
 con canna tubo diritta orientabile - **CR**
 l.200mm
 • con leva clinica
 with swivel tube straight spout - l.200mm
 • with clinical lever



Miscelatore lavello monoforo con canna orientabile completo di:

- aeratore M24x1
- set 2 flessibili inox 3/8" G

One-hole sink mixer with swivelling spout complete with:

- aerator M24x1
- set of 2 stainless steel hoses 3/8" G

CA 303.. **Finiture - Finishes** **EUR**
 con canna tubo **CR**
 • con leva clinica
 with tube spout
 • with clinical lever

Finiture - Finishes EUR



- ZA91103R** Cartuccia completa Ø35 con distributore con regolazione per artt. 161-302
Complete cartridge Ø35 with distributor with regulation for artt. 161-302
- ZA91290** Cartuccia completa Ø 35 mm con distributore per art. 181
Complete cartridge Ø 35 mm with distributor for art. 181

Finiture - Finishes EUR



- ZA91104R** Cartuccia completa Ø 35 mm senza distributore con regolazione per artt.010-015-018-019-022-023-026-040-041-104-105-106-168-168D-168R-182T-183-303 / BOX010-015
Complete cartridge Ø 35 mm without distributor with regulation for artt. 0010-015-018-019-022-023-026-040-041-104-105-106-168-168D-168R-182T-183-303 / BOX010-015

Finiture - Finishes EUR



- ZA91140** Cartuccia completa Ø 25 mm per artt. 071H-071HK-075H-081-081K-085-131-131K-135-179-180
Complete cartridge Ø 25 mm for artt. 071H-071HK-075H-081-081K-085-131-131K-135-179-180

Finiture - Finishes EUR



- ZACC146** Valvolina antiritorno Ø15 mm per artt. ZDEV088..V-ZRAC022
Check-valve Ø15 mm for artt. ZDEV088..V-ZRAC022
- ZACC232** Valvolina antiritorno Ø14 mm per artt. ZDOC069-ZDOC091
Check-valve Ø14 mm for artt. ZDOC069-ZDOC091

Finiture - Finishes EUR



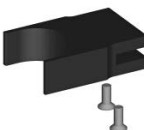
- ZACC350** Molla superiore filo Ø 2 mm per art. 179
Top spring Ø 2 mm for art. 179

CR
NO 49,40

* NO - Molla nero opaco

* NO - Matt black spring

Finiture - Finishes EUR



- ZACC384** Supporto doccia con magneti + viti per art. 179
Hand-shower bracket with magnets + screws for art.179

CL

Finiture - Finishes EUR



- ZACC409** Supporto per doccia per art. 179
Hand-shower bracket for art. 179

CR

Finiture - Finishes EUR



- ZAER040** Aeratore per art. 040
Aerator for art. 040

CR



ZAER002	Aeratore M24x1 per artt. 104-105-106-161-182T-183-302-303-ZBOC126-ZBOC127-ZBOC128 Aerator M24x1 for artt. 104-105-106-161-182T-183-302-303-ZBOC126-ZBOC127-ZBOC128	Finiture - Finishes CR	EUR
ZAER003	Aeratore M28x1 per artt. 022-023-026 Aerator M28x1 for artt. 022-023-026	CR	
ZAER033	Aeratore 22x1F per artt. 180-181 Aerator 22x1F for artt. 180-181	CR	



ZAER041	Snodo per aeratore per artt. 131-131K-135 Joint with aerator for artt. 131-131K-135	Finiture - Finishes CR	EUR
ZAER052	Aeratore M16x1 per artt. 131-131K-135 Aerator M16x1 for artt. 131-131K-135	CR	



ZAER090	Aeratore M24x1 SLIM AIR con chiave per artt. 071H-071HK-075H-081-081K-085 SLIM AIR Aerator M24x1 with key for artt. 071H-071HK-075H-081-081K-085	Finiture - Finishes CR	EUR
----------------	---	----------------------------------	------------















ZAST046	Asta pomolo snodino Ø 4 mm piegata per artt. 075H-085-135 Bent rod Ø 4 mm with knob for artt. 075H-085-135	Finiture - Finishes CR	EUR
ZAST023	Snodo in ABS per asta scarico per artt. 075H-085-135 ABS articulation for rod connection for artt. 075H-085-135		













ZBAS012	Basetta in metallo per art. 183 Metal base-ring for art. 183	Finiture - Finishes CR	EUR
ZBAS038	Basetta in metallo per art. 181 Metal base-ring for art. 181	CR	
ZBAS040	Basetta in metallo per miscelatore bordo vasca artt. 040-041 Metal base for deck mounted bath mixer artt. 040-041	CR	
ZBAS041	Basetta in metallo per bocca art. 040 Metal base-ring for spout art. 040	CR	
ZBAS058	Basetta in metallo per artt. 179-180 Metal base-ring for artt. 179-180	CR	
ZBAS094	Basetta in metallo per artt. 182T-303 Metal base-ring for artt. 182T-303	CR	
ZBAS100	Basetta miscelatore in metallo per artt. 071H-071HK-075H-081-081K-085-131-131K-135 Metal base-ring for artt. 071H-071HK-075H-081-081K-085-131-131K-135	CR	



ZBAS076..SC	Base + basetta + fissaggio per doccia artt. 040-041 Ring + base + fixing set for hand-shower artt. 040-041	Finiture - Finishes CR	EUR
--------------------	---	----------------------------------	------------

	ZBOC032 Bocca bordo vasca con basetta ottone, aeratore e fissaggio per art. 040 Deck mounted spout with brass ring base, aerator and fixing set for art. 040	Finiture - Finishes EUR CR
	ZBOC126 Bocca con aeratore compatibile con art. 104 - l.150 mm Spout with aerator compatible with art. 104 - l.150 mm	Finiture - Finishes EUR CR
	ZBOC127 Bocca standard con aeratore per art. 105 - l.200 mm Standard spout with aerator for art. 105 - l.200 mm	CR
	ZBOC128 Bocca con aeratore compatibile con art. 106 - l.240 mm Spout with aerator compatible with art. 106 - l.240 mm	CR
	ZCAL003 Calotta per miscelatori a parete per artt. 022-023-026-161-168-168D-168R-302 Nut for wall mounted mixers for artt. 022-023-026-161-168-168D-168R-302	Finiture - Finishes EUR CR
	ZCANA023 Canna tubo diritta con aeratore interasse 200 mm per artt. 161-302 Straight tube spout with aerator for artt. 161-302, distance between centres 200 mm	Finiture - Finishes EUR CR
	ZCANA112 Canna tonda Ø22 mm con aeratore per art. 180 Round spout Ø22 mm with aerator for art. 180	Finiture - Finishes EUR CR
	ZCANA120 Canna tonda Ø20 mm con aeratore per art. 181 Round spout Ø20 mm with aerator for art. 181	CR
	ZCAP010 Cappuccio sottoleva in ABS per artt. 161-181-182T-302-303 ABS underlever cover for artt. 161-181-182T-302-303	Finiture - Finishes EUR CR
	ZCAP034 Cappuccio sottoleva in metallo per artt.010-015-018-019-022-023-026-040-041-104-105-106-168-168D-168R-183 / BOX010-015 Metal under lever cap for artt. 010-015-018-019-022-023-026-040-041-104-105-106-168-168D-168R-183 / BOX010-015	CR
	ZCAP062 Cappuccio sottoleva in metallo per artt. 071H-071HK-075H-081-081K-085-131-131K-135-179-180 Metal under lever cap for artt. 071H-071HK-075H-081-081K-085-131-131K-135-179-180	CR
	ZCAP066.. Cappuccio per deviatore per artt. 018-019 Cover for diverter for artt. 018-019	Finiture - Finishes EUR CR

		<u>Finiture - Finishes</u>	<u>EUR</u>
	ZDEV007 Deviatore completo per miscelatore incasso artt. 040-041 Diverter for concealed mixer artt. 040-041	CR	
	ZDEV048 Deviatore completo per miscelatore incasso art. 015 Diverter for concealed mixer art. 015	CR	
	ZDEV088.. V Deviatore con valvolina antiritorno per miscelatore vasca esterno per artt. 022-023-026 Diverter with check-valve for bath/shower mixer for artt. 022-023-026	CR	
	ZDEV100 Deviatore completo per art. BOX015 Complete diverter for art. BOX015	CR	
	ZDOC032 Doccia BIRILLO (monogetto) in ABS per artt. 023-026-040-041-047-048-168D BIRILLO ABS hand-shower (single spray) for artt. 023-026-040-041-047-048-168D	CR	
	ZDOC069 Doccia Minimal (2 getti) in ABS con valvolina antiritorno per art. 179 Minimal ABS hand-shower (two spray-functions) with check-valve for art. 179	CR	
	ZAER050 Aeratore a scomparsa con chiavetta per art. ZDOC69 Hidden aerator with key for art. ZDOC69		
	ZDOC091 Doccia 2 getti in ABS con valvolina antiritorno per art. 183 two-spray ABS pull out hand-shower with check-valve for art. 183	CR	
	ZECC029 Eccentrico con rosone 1/2"x 3/4" per artt. 022-023-026-161-168-168D-168R-302 Adjustable centre 1/2"x 3/4" for artt. 022-023-026-161-168-168D-168R-302	CR	



- ZFIS028** Set fissaggio per miscelatore bordo vasca artt. 040-041
Fixing set for mixer artt. 040-041



- ZFIS007** Set fissaggio per miscelatore art. 183
Fixing set for mixer art. 183
- ZFIS054** Set fissaggio per artt. 182T-303
Fixing set for artt. 182T-303
- ZFIS084** Set fissaggio per art. 181
Fixing set for art. 181
- ZFIS124** Set fissaggio per artt. 071H-071HK-075H-081-081K-085-131-131K-135
Fixing set for artt. 071H-071HK-075H-081-081K-085-131-131K-135
- ZFIS130** Set fissaggio per artt. 179-180
Fixing set for artt. 179-180



- ZFIS121** Set fissaggio per bocca bordo vasca art. 040
Fixing set for spout of art. 040
- ZFIS122** Fissaggio per base doccia per artt. 040-041
Fixing kit for shower base for artt. 040-041










- ZFLO001** Flessibile 1500 mm doppia aggraffatura e calotta conica per art. 168D
Flexible hose 1500 mm double interlock and conical nut for art. 168D
- ZFLO018** Flessibile 150 cm doppia aggraffatura e doppia calotta conica per artt. 023-026
Flexible hose 150 cm double interlock and double conical nut for artt. 023-026











- ZFLO009** Flessibile ottone doppia aggraffatura 1/2"-M15x1/L.1500 mm con peso ecologico e calotta conica girevole per artt. 040-041
1/2"-M15x1/L.1500 mm twist-free double interlock brass flexible hose with conical nut and weight for artt. 040-041
- ZFLO011** Flessibile nylon con peso ecologico 1/2"-M15x1/L.1500 mm per miscelatore lavello doccia estraibile (di serie) art. 183
1/2"-M15x1/L.1500 mm nylon hose with weight for sink mixer with pull out spray art. 183 (standard)



- ZFLX001** Set flessibili inox M10x1 F3/8" 350 mm con guarnizioni (2 pezzi) per artt. 182T-303
Set of 2 stainless steel hoses M10x1 F3/8" 350 mm with gaskets for artt. 182T-303
- ZFLX021** Set flessibili inox M10x1 F3/8" 350 mm con guarnizioni (3 pezzi) per art. 183
Set of 3 stainless steel hoses M10x1 F3/8" 350 mm with gaskets for art. 183
- ZFLX069** Set 2 flex inox M8x1 F3/8" 350 mm con guarnizioni per artt. 081-081K-085
Set of 2 M8x1 F3/8 stainless steel hoses 350 mm with gaskets for artt. 081-081K-085
- ZFLX101** Set 2 flex inox SOFT PEX F3/8 450 mm per art. 181
Set of 2 F3/8 stainless steel hoses 450 mm SOFT PEX for art. 181
- ZFLX102** Set 2 flex inox SOFT PEX F3/8 450 mm per artt. 071H-071HK-075H-131-131K-135-179-180
Set of 2 F3/8 stainless steel hoses 450 mm SOFT PEX for artt. 071H-071HK-075H-131-131K-135-179-180

			Finiture - Finishes	EUR
	ZFLX061	Flex inox Ø14 cm. 53 plastificato per art. 179 PVC coated flex inox Ø14 cm. 53 for art. 179	CR CR50	14,50
CR50 - Flex inox speciale per art. 179CRNO CR50 - Special flex inox for art. 179CRNO				
	ZFLX086	Set 5 flex inox per miscelatore bordo vasca artt. 040-041 Set of 5 stainless steel hoses for artt. 040-041	CR	
	ZGHI003	Ghiera ferma cartuccia per artt. 161-181-182T-302-303 Cartridge fastening ring nut for artt. 161-181-182T-302-303		
	ZGHI010	Ghiera ferma cartuccia per artt. 010-015-018-019-022-023-026-040-041-104-105-106-168-168D-168R-183 / BOX010-015 Cartridge fastening ring nut for artt. 010-015-018-019-022-023-026-040-041-104-105-106-168-168D-168R-183 / BOX010-015		
	ZGHI011	Ghiera ferma cartuccia per artt. 071H-071HK-075H-081-081K-085-131-131K-135-179-180 Cartridge fastening ring nut for artt. 071H-071HK-075H-081-081K-085-131-131K-135-179-180		
	ZGHI027	Ghiera per deviatore M37x1.5 per artt. 018-019 M37x1.5 ring nut for diverter for artt. 018-019		
	ZLEV145	Leva clinica per artt. 302-303 Long lever for artt. 302-303	CR	
	ZLEV158	Leva completa per artt. 010-015-018-019-022-023-026-040-041-104-105-106-168-168D-168R / BOX010-015 Complete lever for artt. 010-015-018-019-022-023-026-040-041-104-105-106-168-168D-168R / BOX010-015	CR	
	ZLEV159	Leva completa per art. 183 Complete lever for art. 183	CR	
	ZLEV160	Leva completa per artt. 071H-071HK-075H-081-081K-085-131-131K-135 Complete lever for artt. 071H-071HK-075H-081-081K-085-131-131K-135	CR	
	ZLEV161	Leva completa per artt. 161-182T Complete lever for artt. 161-182T	CR	
	ZLEV193	Leva completa rovesciata per artt. 179-180 Reverse lever for artt. 179-180	CR	
	ZLEV194	Leva completa rovesciata per art. 181 Reverse lever for art. 181	CR	
	ZMAN130	Maniglia per cartuccia deviatore per art. 019 Complete handle for diverter cartridge for art. 019	CR	
	ZMAN138	Maniglia per cartuccia deviatore per art. 018 Complete handle for diverter cartridge for art. 018	CR	

	ZPIA007 Piastra con guarnizione 1 foro per art. 010 / Ø116 mm One-hole wall plate with gasket for art. 010 / Ø116 mm	Finiture - Finishes EUR CR
	ZPIA072 Piastra tonda in ABS 1 foro con OR per art. BOX010 / Ø173 mm ABS round one-hole wall plate with OR for art. BOX010 / Ø173mm	Finiture - Finishes EUR CR
	ZPIA074 Piastra tonda in ABS 2 fori con OR per art. BOX015 / Ø173 mm ABS round two-hole wall plate with OR for art. BOX015 / Ø173mm	Finiture - Finishes EUR CR
	ZPIA076 Piastra tonda 2 fori con guarnizioni per art. 015 / Ø200 mm Round two-hole wall plate with gaskets for art. 015 / Ø200mm	Finiture - Finishes EUR CR
	ZPIA088.. Piastra con guarnizioni per miscelatore incasso (2 uscite) per art. 018 / Ø200 mm Wall plate with gaskets for concealed shower mixer (2 outlets) for art. 018 / Ø200 mm	Finiture - Finishes EUR CR
	ZPIA089.. Piastra con guarnizioni per miscelatore incasso (3 uscite) per art. 019 / Ø200 mm Wall plate with gaskets for concealed shower mixer (3 outlets) for art. 019 / Ø200 mm	CR
	ZPIA112 Piastra in acciaio inox 2 fori con guarnizioni per artt. 104-105-106 / L.250 x h.100 mm Two-hole stainless steel wall plate with gaskets for artt. 104-105-106 / L.250 x h.100 mm	Finiture - Finishes EUR CR
	ZRAC022 Raccordo 1/2" con OR per artt. 168-168D 1/2" connection with OR for artt. 168-168D	Finiture - Finishes EUR CR
	ZRAC002 Raccordo 3/4" con OR per artt. 161-302 3/4" connection with OR for artt. 161-302	Finiture - Finishes EUR CR
	ZRAC084 Raccordo 3/4" con OR per art. 168R 3/4" connection with OR for art. 168R	CR



ZRAC088 Raccordo canna, mezza luna e vite per artt. 179-180
Connection and fixing set for spout for artt. 179-180

Finiture - Finishes **EUR**
CR



ZRAC119 Raccordo per distanziale supporto doccia per art. 179
Connection for hand-shower bracket for art. 179

Finiture - Finishes **EUR**
CR



ZRAC121 Supporto per doccia per art. 179
Hand-shower bracket for art. 179

Finiture - Finishes **EUR**
CL



ZSED001 Sede per miscelatori a parete per artt. 022-023-026-168-168D-168R
Wall mounted single lever mixer seat for artt. 022-023-026-168-168D-168R

ZSED015 Sede per miscelatori a parete per artt. 161-302
Wall mounted single lever mixer seat for artt. 161-302

Finiture - Finishes **EUR**
CR

CR



ZSET016 Set OR / anello tagliato per artt. 161-302
Kit of OR / cut ring for artt. 161-302

Finiture - Finishes **EUR**



ZSET065 Set Gaco/antifrizione per artt. 182T-303
Kit of joints for artt. 182T-303

Finiture - Finishes **EUR**



ZVIT092 Cartuccia deviatore (2 uscite) Ø32 mm per art. 018
Diverter cartridge (2 outlets) Ø32 mm for art. 018

ZVIT091 Cartuccia deviatore (3 uscite) Ø32 mm per art. 019
Diverter cartridge (3 outlets) Ø32 mm for art. 019

Finiture - Finishes **EUR**

stick

INNOVAZIONE

Con la sua forma semplice e la sua linea pulita, la serie STICK rappresenta il primo esempio di evoluzione dal miscelatore standard al rubinetto moderno e minimalista nel rispetto della praticità di utilizzo e del contenimento dei costi, sia di produzione che di consumo.

Il lavabo è infatti disponibile nella versione con cartuccia **ENERGY WATER SAVING**, grazie alla quale è possibile ottenere un duplice risparmio energetico: l'apertura della leva al primo scatto consente erogazione di sola acqua fredda e in ridotta quantità, mentre per ottenere l'acqua calda è necessario ruotare la leva verso sinistra e per avere più portata è necessario alzare la leva oltre l'ECO-STOP.

INNOVATION

*With its simple shape and its clean line, STICK series represents the first example of evolution from the standard to the modern and minimalist mixer, in compliance with the practicality of use and cost containment, both in production and in utilization. The basin mixer is in fact available with **ENERGY WATER SAVING** cartridge, thanks to which you can get a dual energy saving: the opening of the handle on frontal position to the first detent allows supply of only cold water in small quantities. To get hot water you need to rotate the lever to the left and to have a higher flow the handle has to be opened beyond the ECO-STOP.*




FINITURE FINISHES

La serie **STICK** è disponibile nelle seguenti finiture:
STICK range is available in the following finishes:

- CR cromato
chrome plated
- ST finitura steel looking
steel looking finish

RISPARMIO ENERGETICO E IDRICO ENERGY & WATER SAVING



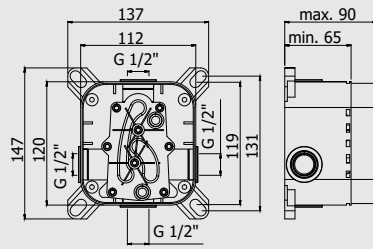


Video istruzioni Pbox
Pbox video instructions



*Da abbinare solo con
SK BOX010 - SK BOX015

*To be completed only with
SK BOX010 - SK BOX015



Set incasso universale per miscelatori doccia completo di:

- corpo incasso
- box

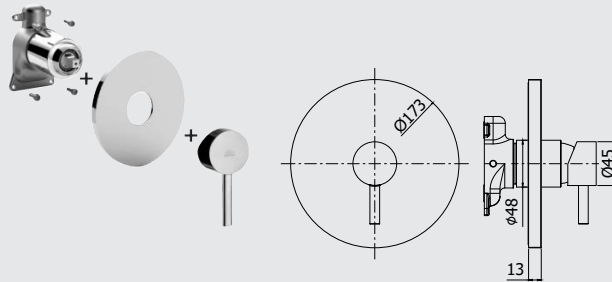
Universal concealed Box for mixers complete with:

- concealed body
- box

PBOX 001

Finiture - Finishes **EUR**

senza set esterno
without external set



*Da abbinare solo con
PBOX 001

*To be completed only with
PBOX 001

Set esterno miscelatore incasso doccia (1 uscita) completo di:

- corpo miscelatore
- piastra in ABS Ø173mm e leva

External set for concealed shower mixer (1 outlet) complete with:


- mixer body
- ABS wall plate Ø173 mm and lever

SK BOX010..

Finiture - Finishes **EUR**

senza deviatore
without diverter

CR

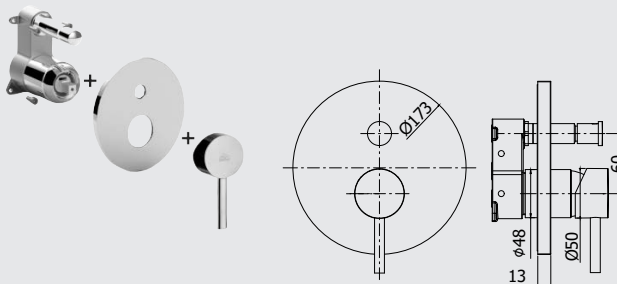


ZPRO BOX010..

Prolunga per art. BOX010

- H30mm
- Extension for art. BOX010
- H30mm

CR



*Da abbinare solo con
PBOX 001

*To be completed only with
PBOX 001

* CR con piastra ABS _ ST/M con piastra in Acciaio inox

* CR with ABS wall plate _ ST/M with Stainless steel wall plate

Set esterno miscelatore incasso doccia (2 uscite) completo di:

- corpo miscelatore
- piastra in ABS Ø173mm e leva

External set for concealed shower mixer (2 outlets) complete with:

- mixer body
- ABS wall plate Ø173 mm and lever

SK BOX015..

Finiture - Finishes **EUR**

con deviatore a pulsante
with push diverter

**CR
ST/M**

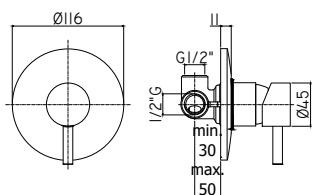


ZPRO BOX015..

Prolunga con deviatore per art. BOX015

- H30mm
- Extension with diverter for art. BOX015
- H30mm

**CR
ST**



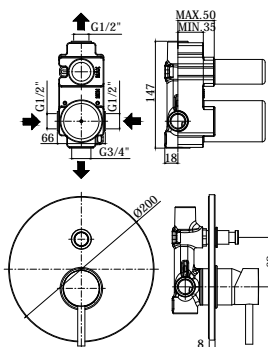
Miscelatore incasso doccia (1 uscita) completo di:
 • piastra in metallo Ø116mm
 • attacchi 1/2" G
 Concealed shower mixer (1 outlet) complete with:
 • metal wall plate Ø116mm
 • 1/2" G connections

SK 010.. Finiture - Finishes EUR
 senza deviatore CR
 without diverter ST




ZPRO 013.. CR
 Prolunga per art. 010 ST
 • H43mm
 Extension for art. 010
 • H43mm

* Per set incasso/esterno separati (v. capitolo Incassi Projects)
 * For concealed/external set divided (see Concealed mixer Projects chapter)



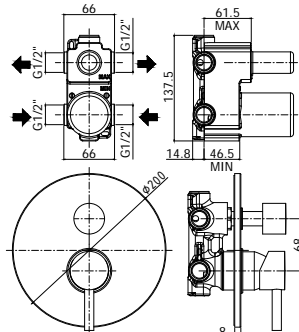
Miscelatore incasso doccia (2 uscite) completo di:
 • piastra in metallo Ø200mm
 • attacchi calda/fredda e superiore 1/2" G - attacco inferiore 3/4" G
 Concealed shower mixer (2 outlets) complete with:
 • metal wall plate Ø200mm
 • 1/2" G hot/cold and upper connections - 3/4" G lower connection

SK 015.. Finiture - Finishes EUR
 con deviatore a pulsante CR
 with push diverter ST



ZPRO 014.. CR
 Prolunga per art. 015 ST
 • H30mm
 Extension for art. 015
 • H30mm

* Per set incasso/esterno separati (v. capitolo Incassi Projects)
 * For concealed/external set divided (see Concealed mixer Projects chapter)



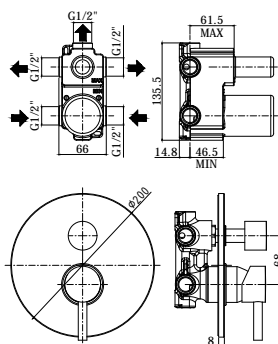
Miscelatore incasso doccia (2 uscite) completo di:
 • piastra in metallo Ø200mm
 • attacchi 1/2" G
 Concealed shower mixer (2 outlets) complete with:
 • metal wall plate Ø200mm
 • 1/2" G connections

SK 018.. Finiture - Finishes EUR
 con cartuccia deviatore (2 uscite + 1 CR
 posizione combinata) ST
 with diverter cartridge (2 outlets + 1
 combined position)



ZPRO 069.. CR
 Prolunga con deviatore per artt. 018-019 ST
 • H30mm
 Extension with diverter for artt. 018-019
 • H30mm

* Per set incasso/esterno separati (v. capitolo Incassi Projects)
 * For concealed/external set divided (see Concealed mixer Projects chapter)



Miscelatore incasso doccia (3 uscite) completo di:
 • piastra in metallo Ø200mm
 • attacchi 1/2" G
 Concealed shower mixer (3 outlets) complete with:
 • metal wall plate Ø200mm
 • 1/2" G connections

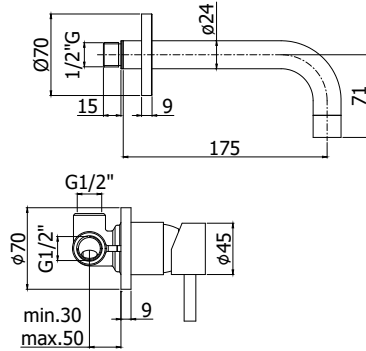
SK 019.. Finiture - Finishes EUR
 con cartuccia deviatore (3 uscite + 3 CR
 posizioni combinate) ST
 with diverter cartridge (3 outlets + 3
 combined positions)



ZPRO 069.. CR
 Prolunga con deviatore per artt. 018-019 ST
 • H30mm
 Extension with diverter for artt. 018-019
 • H30mm

* Per set incasso/esterno separati (v. capitolo Incassi Projects)
 * For concealed/external set divided (see Concealed mixer Projects chapter)

stick



Miscelatore incasso lavabo completo di:

- piastre Ø70mm
- attacchi 1/2" G

Concealed single lever basin mixer complete with:

- wall plates Ø70mm
- 1/2" G connections

SK 006.. 70

con bocca e aeratore M22x1 - l. 175mm
with spout and aerator M22x1 - l. 175mm

Finiture - Finishes **EUR**

CR
ST

SK 007.. 70

con bocca e aeratore M22x1 - l. 245mm
with spout and aerator M22x1 - l. 245mm

CR
ST



ZPRO 013..

Prolunga per artt. 006..70-007..70-010

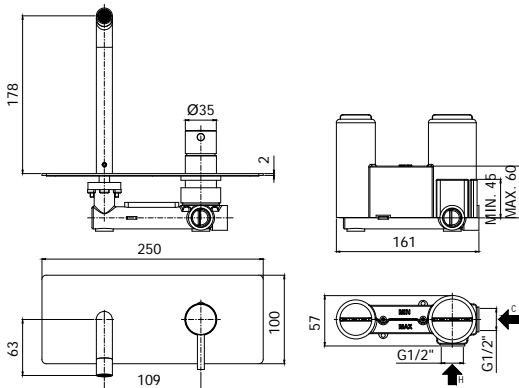
- H43mm

Extension for artt. 006..70-007..70-010

- H43mm

CR
ST

new



Miscelatore incasso lavabo completo di:

- piastra in acciaio inox 250x100mm
- attacchi 1/2" G

Concealed single lever basin mixer complete with:

- stainless steel wall plate 250x100mm
- 1/2" G connections

SK 104..

con bocca e aeratore M16x1 - l. 123mm
with spout and aerator M16x1 - l. 123mm

Finiture - Finishes **EUR**

CR
ST

SK 105..

con bocca e aeratore M16x1 - l. 178mm
with spout and aerator M16x1 - l. 178mm

CR
ST

SK 106..

con bocca e aeratore M16x1 - l. 248mm
with spout and aerator M16x1 - l. 248mm

CR
ST



ZPRO 088..

Prolunga per artt. 104-105-106

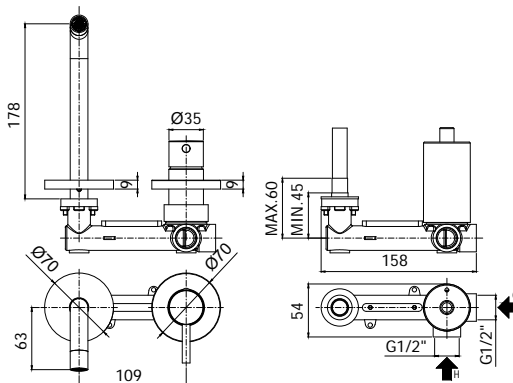
- H20mm

Extension for artt. 104-105-106

- H20mm

CR
ST

new



Miscelatore incasso lavabo completo di:

- piastre in ottone Ø70mm
- attacchi 1/2" G

Concealed single lever basin mixer complete with:

- metal wall plates Ø70mm
- 1/2" G connections

SK 104.. 70

con bocca e aeratore M16x1 - l. 123mm
with spout and aerator M16x1 - l. 123mm

Finiture - Finishes **EUR**

CR
ST

SK 105.. 70

con bocca e aeratore M16x1 - l. 178mm
with spout and aerator M16x1 - l. 178mm

CR
ST

SK 106.. 70

con bocca e aeratore M16x1 - l. 248mm
with spout and aerator M16x1 - l. 248mm

CR
ST



ZPRO 088..

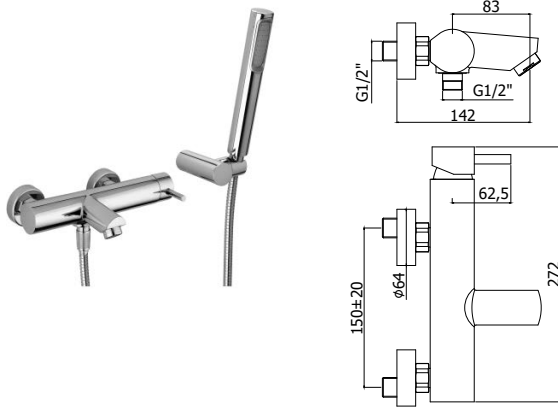
Prolunga per artt. 104..70-105..70-106..70

- H20mm

Extension for artt. 104..70-105..70-106..70

- H20mm

CR
ST



* CR con doccia BIRILLO/ ST con doccia MASTER
 * CR BIRILLO hand-shower/ ST MASTER hand-shower

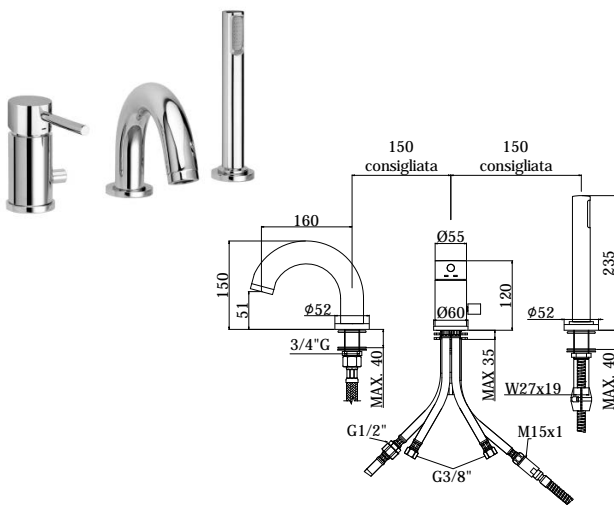
Miscelatore vasca/doccia con deviatore completo di:
 • aeratore M28x1
 • set 2 eccentrici 1/2"x3/4"G e rosoni
 Bath/shower mixer with diverter complete with:
 • aerator M28x1
 • set of 2 S-wall-unions 1/2"x3/4"G and wall-plates

SK 022..	Finiture - Finishes	EUR
senza set doccia without shower set	CR ST	
SK 023..		
con supporto a muro snodato in ABS • con doccia e flessibile with ABS joint wall bracket • with hand-shower and flexible hose	CR ST	



Miscelatore bordo vasca con deviatore completo di:
 • set 5 flex inox per miscelatore
 • doccia e flessibile con piombo
 Deck mounted mixer with diverter complete with:
 • set of 5 stainless steel hoses for mixer
 • hand-shower and flexible hose with weight

SK 041L..	Finiture - Finishes	EUR
senza bocca erogazione (2 fori) without spout (2 holes)	CR	
SK 040L..		
con bocca e aeratore M28x1 (3 fori) with spout and aerator M28x1 (3 holes)	CR	

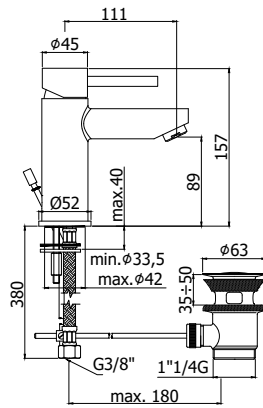


* CR con doccia BIRILLO/ ST con doccia MASTER
 * CR BIRILLO hand-shower/ ST MASTER hand-shower

Miscelatore bordo vasca con "portata maggiorata" completo di:
 • set 5 flex inox per miscelatore
 • doccia e flessibile con piombo
 Deck mounted mixer with "increased flow rate" complete with:
 • set of 5 stainless steel hoses for mixer
 • hand-shower and flexible hose with weight

SK 048.. MAX FLOW	Finiture - Finishes	EUR
senza bocca erogazione (2 fori) without spout (2 holes)	CR ST	
SK 047.. MAX FLOW		
con bocca e aeratore M28x1 (3 fori) with spout and aerator M28x1 (3 holes)	CR ST	

stick



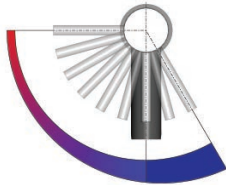
Miscelatore lavabo completo di:

- cartuccia Energy & Water Saving
- aeratore M24x1 con riduttore di portata
- set 2 flessibili inox 3/8"G

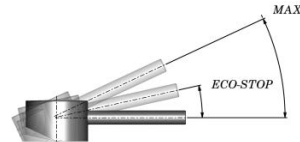
Wash basin mixer complete with:

- Energy & Water Saving cartridge
- aerator M24x1 with flow reducer
- set of 2 stainless steel hoses 3/8"G

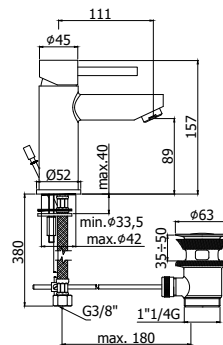
SK 071H.. -EWS	Finiture - Finishes	EUR
senza scarico without pop up waste	CR ST	
SK 075H.. -EWS		
con scarico automatico 1"1/4G with 1"1/4G pop up waste	CR ST	



ENERGY SAVING
Risparmia energia, perchè apre al centro e dà acqua fredda, mentre l'acqua calda esce solo con il movimento della leva verso sinistra.
It saves energy delivering cold water from middle position already; hot water comes out with handle left movement only.



WATER SAVING
Risparmia acqua, perchè dobbiamo vincere un'altra resistenza in apertura per avere più portata d'acqua (funge da deterrente contro l'inconsapevole apertura completa dell'acqua).
It saves water, because user must override "resistance bump" to obtain high flow - acts as deterrent to unconsciously turning handle on to full flow position regardless of water requirement.



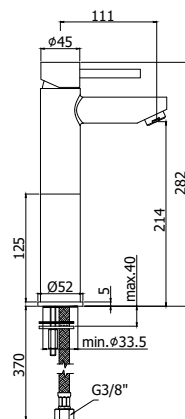
Miscelatore lavabo completo di:

- aeratore M24x1
- set 2 flessibili inox 3/8"G

Wash basin mixer complete with:

- aerator M24x1
- set of 2 stainless steel hoses 3/8"G

SK 071H..	Finiture - Finishes	EUR
senza scarico without pop up waste	CR ST	
SK 071HK..		
con scarico Clic-Clac 1"1/4G with 1"1/4G Clic-Clac press top waste	CR ST	
SK 070H..		
con scarico automatico 1"G with 1"G pop up waste	CR	
SK 075H..		
con scarico automatico 1"1/4G with 1"1/4G pop up waste	CR ST	




Miscelatore lavabo completo di:

- aeratore M24x1
- set 2 flessibili inox 3/8"G

Wash basin mixer complete with:

- aerator M24x1
- set of 2 stainless steel hoses 3/8"G

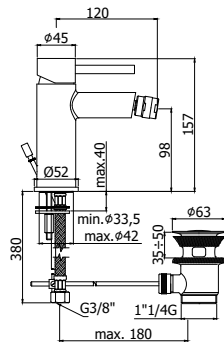
SK 071H.. 120	Finiture - Finishes	EUR
senza scarico • con prolunga 125 mm without pop up waste • with extension 125 mm	CR ST	



Prolunga per lavabo completa di:

- set fissaggio L.190 mm
 - set 2 flessibili inox 3/8" G x L.600 mm
- Extension for wash basin mixer complete with:
- fixing set L.190 mm
 - set of 2 stainless steel hoses 3/8" G x L.600 mm

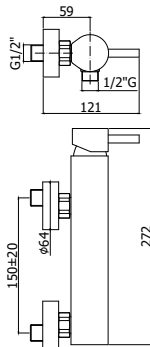
ZPRO 120..	Finiture - Finishes	EUR
Prolunga per art. 071H..120	CR	
• H125mm	ST	
Extension for art. 071H..120		
• H125mm		



Miscelatore bidet completo di:

- con snodo e aeratore M24x1
 - set 2 flessibili inox 3/8" G
- Bidet mixer complete with:
- with swivel joint and aerator M24x1
 - set of 2 stainless steel hoses 3/8" G

SK 131H..	Finiture - Finishes	EUR
senza scarico	CR	
without pop up waste	ST	
SK 131HK..	Finiture - Finishes	EUR
con scarico Clic-Clac 1"1/4G	CR	
with 1"1/4G Clic-Clac press top waste	ST	
SK 130H..	Finiture - Finishes	EUR
con scarico automatico 1" G	CR	
with 1" G pop up waste		
SK 135H..	Finiture - Finishes	EUR
con scarico automatico 1"1/4G	CR	
with 1"1/4G pop up waste	ST	

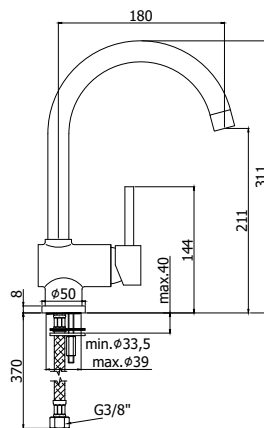


Miscelatore doccia completo di:

- set 2 eccentrici 1/2"x3/4" G e rosoni
- Shower mixer complete with:
- set of 2 S-wall-unions 1/2"x3/4" G and wall-plates

SK 168..	Finiture - Finishes	EUR
senza set doccia	CR	
• con attacco inferiore 1/2" G	ST	
without shower set		
• with 1/2" G lower connection		
SK 168D..	Finiture - Finishes	EUR
con supporto a muro snodato in ABS	CR	
• con doccia e flessibile	ST	
with ABS joint wall bracket		
• with hand-shower and flexible hose		
SK 168R..	Finiture - Finishes	EUR
rovesciato senza set doccia	CR	
• con attacco superiore 3/4" G	ST	
overturned without shower set		
• with 3/4" G upper connection		

* CR con doccia BIRILLO/ ST con doccia MASTER
* CR BIRILLO hand-shower/ ST MASTER hand-shower

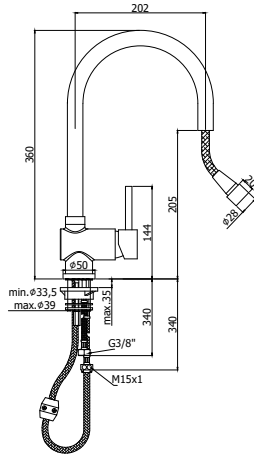


Miscelatore lavello monoforo completo di:

- aeratore M22x1F
 - set 2 flessibili inox 3/8" G
- One-hole sink mixer complete with:
- aerator M22x1F
 - set of 2 stainless steel hoses 3/8" G

SK 180..	Finiture - Finishes	EUR
con canna orientabile	CR	
with swivelling spout	ST	

stick



Miscelatore lavello monoforo con canna orientabile completo di:

- set 2 flessibili inox 3/8" G
- 1 flessibile inox M15x1
- 1 flessibile nylon 1/2" G x M15x1 cm. 150 con piombo

One-hole sink mixer with swivelling spout complete with:

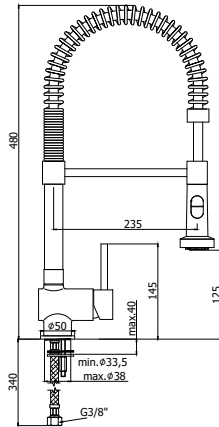
- set of 2 stainless steel hoses 3/8" G
- 1 stainless steel hose M15x1
- 1/2"-M15x1 / L.1500 mm nylon hose with weight

SK 185..

con doccia estraibile (monogetto) in metallo
with (single spray) metal pull out hand-shower

Finiture - Finishes **EUR**

CR
ST



Miscelatore lavello monoforo con canna orientabile completo di:

- set 2 flessibili inox 3/8" G

One-hole sink mixer with swivelling spout complete with:

- set of 2 stainless steel hoses 3/8" G

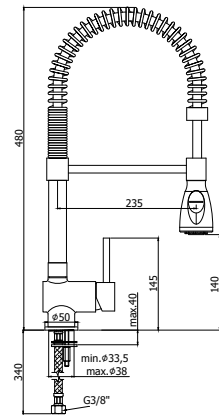
SK 176..

Professional
• con doccia Happy (2 getti) in ABS

Professional
• with Happy (two-spray) ABS hand-shower

Finiture - Finishes **EUR**

CR
ST



Miscelatore lavello monoforo con canna orientabile completo di:

- set 2 flessibili inox 3/8" G

One-hole sink mixer with swivelling spout complete with:

- set of 2 stainless steel hoses 3/8" G

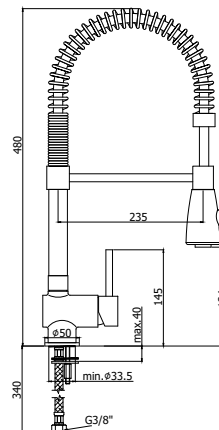
SK 177..

Professional
• con doccia Bombata (2 getti) in ABS

Professional
• with Bombata (two-spray) ABS hand-shower

Finiture - Finishes **EUR**

CR
ST



Miscelatore lavello monoforo con canna orientabile completo di:

- set 2 flessibili inox 3/8" G

One-hole sink mixer with swivelling spout complete with:

- set of 2 stainless steel hoses 3/8" G

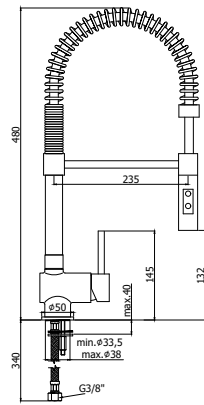
SK 178..

Professional
• con doccia Lux (2 getti) in ABS

Professional
• with Lux (two-spray) ABS hand-shower

Finiture - Finishes **EUR**

CR
ST



Miscelatore lavello monoforo con canna orientabile completo di:

- set 2 flessibili inox 3/8"G

One-hole sink mixer with swivelling spout complete with:

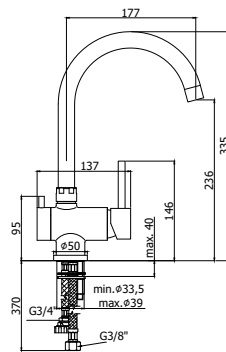
- set of 2 stainless steel hoses 3/8"G

SK 179..

Finiture - Finishes **EUR**

- Professional
- con doccia Minimal (2 getti) in ABS
- Professional
- with Minimal (two-spray) ABS hand-shower

CR
ST



Miscelatore lavello monoforo con canna orientabile completo di:

- aeratore M22x1
- set 2 flessibili inox 3/8"G
- 1 flessibile inox 3/4"G

One-hole sink mixer with swivelling spout complete with:

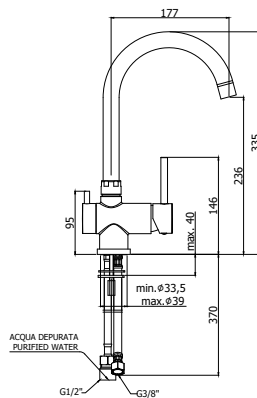
- aerator M22x1
- set of 2 stainless steel hoses 3/8"G
- 1 stainless steel hose 3/4"G

SK 184..

Finiture - Finishes **EUR**

- con attacco lavastoviglie
- with dishwasher machine connection

CR
ST



Miscelatore lavello monoforo con canna orientabile completo di:

- aeratore M22x1
- set 2 flessibili inox 3/8"G
- 1 flessibile inox 1/2"G

One-hole sink mixer with swivelling spout complete with:

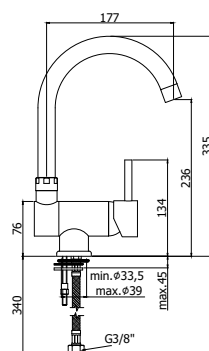
- aerator M22x1
- set of 2 stainless steel hoses 3/8"G
- 1 stainless steel hose 1/2"G

SK 190.. 3 VIE

Finiture - Finishes **EUR**

- 3° ingresso per acqua depurata
- 3rd inlet for purified water

CR
ST



Miscelatore lavello monoforo con canna orientabile completo di:

- aeratore M22x1
- set 2 flessibili inox 3/8"G

One-hole sink mixer with swivelling spout complete with:

- aerator M22x1
- set of 2 stainless steel hoses 3/8"G

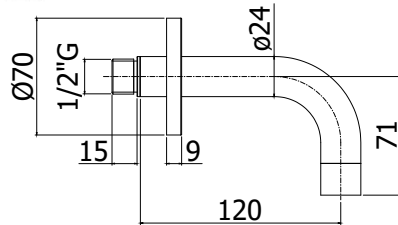
SK 189..

Finiture - Finishes **EUR**

- con canna reclinabile
- altezza minima per apertura finestra 76 mm
- with reclining spout
- minimum height for windows opening 76 mm

CR
ST

stick



Bocca a muro per **lavabo** completa di:

- aeratore M22x1
- piastra in metallo Ø70mm
- attacco 1/2"G

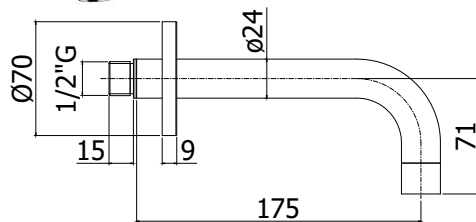
Wall spout for **basin mixer** complete with:

- aerator M22x1
- metal wall plate Ø70mm
- 1/2"G connection

ZBOC 105.. STICK

Ø24 con lunghezza l. 120mm
Ø24 with length l. 120mm

Finiture - Finishes	EUR
CR	
ST	



Bocca a muro per **lavabo** completa di:

- aeratore M22x1
- piastra in metallo Ø70mm
- attacco 1/2"G

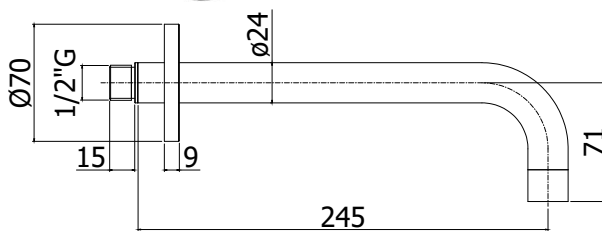
Wall spout for **basin mixer** complete with:

- aerator M22x1
- metal wall plate Ø70mm
- 1/2"G connection

ZBOC 081.. STICK

Ø24 con lunghezza l. 175mm
• per art. 006..70
Ø24 with length l. 175mm
• for art. 006..70

Finiture - Finishes	EUR
CR	
ST	



Bocca a muro per **lavabo** completa di:

- aeratore M22x1
- piastra in metallo Ø70mm
- attacco 1/2"G

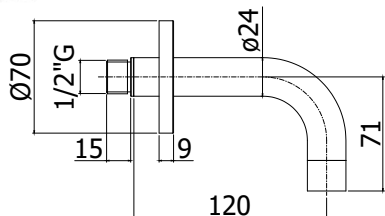
Wall spout for **basin mixer** complete with:

- aerator M22x1
- metal wall plate Ø70mm
- 1/2"G connection

ZBOC 082.. STICK

Ø24 con lunghezza l. 245mm
• per art. 007..70
Ø24 with length l. 245mm
• for art. 007..70

Finiture - Finishes	EUR
CR	
ST	



Bocca a muro per vasca completa di:

- aeratore M22x1
- piastra in metallo Ø70mm
- attacco 1/2" G

Wall spout for bath complete with:

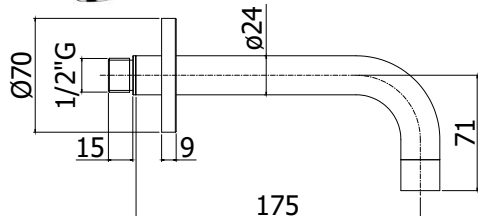
- aerator M22x1
- metal wall plate Ø70mm
- 1/2" G connection

ZBOC 140..

Ø24 con lunghezza l. 120mm
Ø24 with length l. 120mm

Finiture - Finishes **EUR**

CR
ST



Bocca a muro per vasca completa di:

- aeratore M22x1
- piastra in metallo Ø70mm
- attacco 1/2" G

Wall spout for bath complete with:

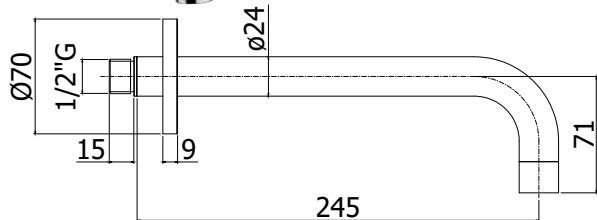
- aerator M22x1
- metal wall plate Ø70mm
- 1/2" G connection

ZBOC 139..

Ø24 con lunghezza l. 175mm
Ø24 with length l. 175mm

Finiture - Finishes **EUR**

CR
ST



Bocca a muro per vasca completa di:

- aeratore M22x1
- piastra in metallo Ø70mm
- attacco 1/2" G

Wall spout for bath complete with:

- aerator M22x1
- metal wall plate Ø70mm
- 1/2" G connection

ZBOC 141..

Ø24 con lunghezza l. 245mm
Ø24 with length l. 245mm

Finiture - Finishes **EUR**

CR
ST



- ZA 91102R** Cartuccia completa Ø 40 mm senza distributore con regolazione per artt. 015-018-019-BOX015
Complete cartridge Ø 40 mm without distributor with regulation for artt. 015-018-019-BOX015
- ZA 91104R** Cartuccia completa Ø 35 mm senza distributore con regolazione per artt. 010-006-007-040L-041L-168-168D-168R-BOX010
Complete cartridge Ø 35 mm without distributor with regulation for artt. 010-006-007-040L-041L-168-168D-168R-BOX010
- ZA 91150** Cartuccia completa Ø 40 mm senza distributore per art. 189
Complete cartridge Ø 40 mm without distributor for art. 189
- ZA 91151** Cartuccia completa Ø 35 mm senza distributore per artt. 184-185-190
Complete cartridge Ø 35 mm without distributor for artt. 184-185-190
- ZA91280** Cartuccia completa Ø40 senza distributore per artt. 047-048
Complete cartridge Ø40 without distributor for artt. 047-048

Finiture - Finishes **EUR**



- ZA91103R** Cartuccia completa Ø 35 mm con distributore con regolazione per artt. 022-023-176-177-178-179-180
Complete cartridge Ø 35 mm with distributor with regulation for artt. 022-023-176-177-178-179-180

Finiture - Finishes **EUR**



- ZA91160** Cartuccia completa Ø28 senza distributore per artt. 101-103 - 101..70 - 103..70
Complete cartridge Ø28 without distributor for artt. 101-103 - 101..70 - 103..70

Finiture - Finishes **EUR**



- ZA91191** Cartuccia completa Ø 35 mm APERTA per artt. 070H-071H-071HK-071HCR120-075H-130H-131H-131HK-135H
Complete cartridge Ø 35 mm OPEN for artt. 070H-071H-071HK-071HCR120-075H-130H-131H-131HK-135H

Finiture - Finishes **EUR**



- ZA91231** Cartuccia completa Ø 25 mm per artt. 104-104..70-105-105..70-106-106..70
Complete cartridge Ø 25 mm for artt. 104-104..70-105-105..70-106-106..70

Finiture - Finishes **EUR**



- ZA91261** Cartuccia completa Ø 35 mm Energy & Water Saving senza distributore senza regolazione per artt. 071HCR-EWS / 075HCR-EWS
Complete cartridge Ø 35 mm Energy & Water Saving without distributor without regulation for artt. 071HCR-EWS / 075HCR-EWS


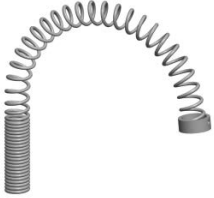





Finiture - Finishes **EUR**










- ZACC146** Valvolina antiritorno Ø15 mm per artt. ZDEV003-ZDEV088..V-ZDOC049-ZDOC050-ZRAC022
Check-valve Ø15 mm for artt. ZDEV003-ZDEV088..V-ZDOC049-ZDOC050-ZRAC022

Finiture - Finishes **EUR**

- ZACC232** Valvolina antiritorno Ø14 mm per artt. ZDOC058-ZDOC069-ZRAC123
Check-valve Ø14 mm for artt. ZDOC058-ZDOC069-ZRAC123

		Finiture - Finishes	EUR
	ZACC216 Distanziale supporto doccia interasse 230 mm per artt. 176-177-178-179 Hand-shower bracket - distance between centres 230 mm - for artt. 176-177-178-179	CR ST	
	ZACC217 Molla filo Ø 4 mm con raccordo per artt. 176-177-178-179 Spring Ø 4 mm with connection for artt. 176-177-178-179	CR	
	ZAER002 Aeratore Ø 24x1M per artt. 070H-071H-071HK-071HCR120-075H-130H-131H-131HK-135H Aerator Ø 24x1M for artt. 070H-071H-071HK-071HCR120-075H-130H-131H-131HK-135H	CR ST	
	ZAER039 Aeratore per art. 185 Aerator for art. 185	CR ST	
	ZAER003 Aeratore Ø 28x1M per artt. 022-023 Aerator Ø 28x1M for artt. 022-023	CR ST	
	ZAER033 Aeratore Ø 22x1F per artt. 006-007-180-184-189-190 / ZBOC081-082-105 Aerator Ø 22x1F for artt. 006-007-180-184-189-190 / ZBOC081-082-105	CR ST	
	ZAER052 Aeratore per artt. 101-101..70-103-103..70-104-104..70-105-105..70-106-106..70 Aerator for artt. 101-101..70-103-103..70-104-104..70-105-105..70-106-106..70	CR ST	
	ZAER059 Aeratore Ø 24x1M per artt. 071HCR-EWS / 075HCR-EWS Aerator Ø 24x1M for artt. 071HCR-EWS / 075HCR-EWS	CR ST	
	ZAER129 Aeratore completo Ø24 per artt. ZBOC139-140-141 Complete aerator Ø24 for artt. ZBOC139-140-141	CR ST	
	ZAER006 Snodo con aeratore Ø 24x1M per artt. 130H-131H-131HK-135H Joint with aerator Ø 24x1M for artt. 130H-131H-131HK-135H	CR ST	
	ZAER040 Aeratore per bocca art. 040 Aerator for spout art. 040	CR	
	ZAER110 Aeratore completo Ø28 per art. 047 Complete aerator Ø28 for art. 047	CR ST	
	ZAST046 Asta pomolo snodino Ø 4 mm piegata per artt. 070H-075H-130H-135H Bent rod Ø 4 mm with knob for artt. 070H-075H-130H-135H	CR ST	
	ZAST023 Snodo in ABS per asta scarico ABS articulation for rod connection		
	ZBAS076..SC Base + basetta + fissaggio per doccia per artt. 040L-041L-047-048 Ring + base + fixing set for hand-shower for artt. 040L-041L-047-048	CR ST	
	ZFIS122 Fissaggio per base doccia artt. 040L-041L-047-048 Fixing kit for base for shower artt. 040L-041L-047-048		

			Finiture - Finishes	EUR
	ZBAS038	Basetta per artt. 070H-071H-071HK-071HCR120-075H-130H-131H-131HK-135H 071HCR-ES/075HCR-ES Brass base for artt. 070H-071H-071HK-071HCR120-075H-130H-131H-131HK-135H 071HCR-ES/075HCR-ES	CR ST	
	ZBAS039	Basetta con OR per artt. 176-177-178-179-180-184-185-190 Brass base with OR for artt. 176-177-178-179-180-184-185-190	CR ST	
	ZBAS040	Basetta per miscelatore bordo vasca artt. 040L-041L Brass base for deck mounted bath mixer artt. 040L-041L	CR ST	
	ZBAS041	Basetta per bocca artt. 040L-047 Brass base-ring for spout artt. 040L-047	CR ST	
	ZBAS098	Basetta miscelatore per artt. 047-048 Brass base-ring for mixer artt. 047-048	CR ST	
	ZBAS111	Basetta miscelatore per art. 189 Brass base-ring for art. 189	CR ST	
	ZBOC032	Bocca bordo vasca con basetta ottone, aeratore e fissaggio per art. 040 Deck mounted spout with brass ring base, aerator and fixing set for art. 040	CR	
	ZBOC090	Bocca bordo vasca con basetta ottone, aeratore e fissaggio per art. 047 Deck mounted spout with brass ring base, aerator and fixing set for art. 047	CR ST	
	ZBOC104	Bocca a muro Ø18 x l.120 mm senza piastra compatibile con artt. 101-103 Wall spout Ø18 x l.120 mm without wall plate compatible with art. 101-103	CR ST	
	ZBOC047	Bocca a muro Ø18 x l.175 mm senza piastra per art. 101 Wall spout Ø18 x l.175 mm without wall plate for art. 101	CR ST	
	ZBOC048	Bocca a muro Ø18 x l.245 mm senza piastra per art. 103 Wall spout Ø18 x l.245 mm without wall plate for art. 103	CR ST	
	ZBOC102	Bocca a muro Ø18 x l.120 mm con piastra Ø70 mm compatibile con artt. 101..70-103..70 Wall spout Ø18 x l.120 mm with wall plate Ø70 mm compatible with art. 101..70-103..70	CR ST	
	ZBOC092	Bocca a muro Ø18 x l.175 mm con piastra Ø70 mm per art. 101..70 Wall spout Ø18 x l.175 mm with wall plate Ø70 mm for art. 101..70	CR ST	
	ZBOC093	Bocca a muro Ø18 x l.245 mm con piastra Ø70 mm per art. 103..70 Wall spout Ø18 x l.245 mm with wall plate Ø70 mm for art. 103..70	CR ST	
	ZBOC136	Bocca a muro Ø18 x l.123 mm per artt. 104-104..70 Wall spout Ø18 x l.123 mm for artt. 104-104..70	CR ST	
	ZBOC137	Bocca a muro Ø18 x l.178 mm per artt. 105-105..70 Wall spout Ø18 x l.178 mm for artt. 105-105..70	CR ST	
	ZBOC138	Bocca a muro Ø18 x l.248 mm per artt. 106-106..70 Wall spout Ø18 x l.248 mm for artt. 106-106..70	CR ST	
	ZCAL003	Calotta 3/4" per miscelatori a parete 3/4" nut for wall mixers	CR ST	
	ZCANA067	Canna con aeratore e calotta per artt. 184-189-190 Round spout with aerator and nut for artt. 184-189-190	CR ST	
	ZCANA124	Canna con aeratore e senza calotta per art. 180 Round spout with aerator and without nut for art. 180	CR ST	
	ZCAN050	Canna con calotta per art. 185 Spout with nut for art. 185	CR ST	



ZCAP012 Cappuccio sottoleva in metallo per artt. 015-018-019
Metal underlever cover for artt. 015-018-019

Finiture - Finishes **EUR**

CR
ST

ZCAP023 Cappuccio sottoleva per artt. 047-048
Underlever cover for artt. 047-048

CR
ST

ZCAP029 Cappuccio sottoleva in ABS per art. BOX015
ABS underlever cover for art. BOX015

CR

ZCAP034 Cappuccio sottoleva in metallo per artt.010-006-007-022-023-040L-041L-070H-071H-071HK-071HCR120-075H-130H-131H-131HK-135H-168-168D-168R-185-176-177-178-179-180-184-190-071HCR-EWS/075HCR-EWS-BOX010
Metal underlever cover for artt.010-006-007-022-023-040L-041L-070H-071H-071HK-071HCR120-075H-130H-131H-131HK-135H-168-168D-168R-185-176-177-178-179-180-184-190-071HCR-EWS/075HCR-EWS-BOX010

CR
ST

ZCAP053 Cappuccio sottoleva in metallo per art. 189
Metal underlever cover for art. 189

CR
ST

ZCAP062 Cappuccio sottoleva in metallo per artt. 104-104..70-105-105..70-106..70
Metal under lever cap for artt. 104-104..70-105-105..70-106..70

CR
ST



ZCAP047 Cappuccio sottoleva W27x19 artt. 101-103 - 101..70 - 103..70
Under lever cap W27x19 artt. 101-103 - 101..70 - 103..70

Finiture - Finishes **EUR**


CR
ST



ZCAP066 Cappuccio per deviatore per artt. 018-019
Cover for diverter for artt. 018-019

Finiture - Finishes **EUR**

CR
ST



ZDEV003 Deviatore completo per miscelatore vasca artt. 022-023
Diverter for bath/shower mixer artt. 022-023

Finiture - Finishes **EUR**

CR
ST



ZDEV007 Deviatore completo per miscelatore bordo vasca artt. 040-041
Diverter for deck mounted bath mixer artt. 040-041

Finiture - Finishes **EUR**


CR
ST



ZDEV048 Deviatore completo per miscelatore incasso art.015
Diverter for concealed mixer art. 015

Finiture - Finishes **EUR**

CR
ST











ZDEV087 Deviatore completo (maniglia + deviatore) per artt. 184-190
Complete diverter (handle + headpart) for artt. 184-190

ZVIT062 Vitone dischi ceramici 90°/20x1 per artt. 184-190
1/4 clockwise turn ceramic disc valve for artt. 184-190

Finiture - Finishes **EUR**

CR
ST

			<u>Finiture - Finishes</u>	<u>EUR</u>
	ZDEV100	Deviatore completo per art. BOX015 Complete diverter for art. BOX015	CR	
	ZDEV101	Deviatore completo miscelatore bordo vasca artt. 047-048 Complete diverter for bath mixer deck mounted artt. 047-048	CR ST	
	ZDOC032	Doccia BIRILLO (monogetto) in ABS per artt. 023-040-041-047-048-168D BIRILLO ABS hand-shower (single spray) for artt. 023-040-041-047-048-168D	CR	
	ZDOC049	Doccia (2 getti) in ABS con valvolina antiritorno per art. 176 (two-spray) ABS pull out hand-shower with check-valve for art. 176	CR ST	
	ZDOC050	Doccia (2 getti) in ABS con valvolina antiritorno per art. 177 (two-spray) ABS pull out hand-shower with check-valve for art. 177	CR ST	
	ZDOC058	Doccia (2 getti) in ABS con valvolina antiritorno per art. 178 (two-spray) ABS pull out hand-shower with check-valve for art. 178	CR ST	
	ZDOC067	Doccia MASTER (monogetto) in metallo per artt. 023-040-041-047-048-168D MASTER metal hand-shower (single-spray) for artt. 023-040-041-047-048-168D	ST	
	ZDOC069	Doccia Minimal (2 getti) in ABS con valvolina antiritorno per art. 179 Minimal ABS hand-shower (two spray-functions) with check-valve for art. 179	CR ST	
	ZAER050	Aeratore a scomparsa con chiavetta per art. ZDOC69 Hidden aerator with key for art. ZDOC69		



ZECC029 Eccentrico con rosone 1/2"x 3/4" per miscelatori a parete
Adjustable centre 1/2"x 3/4" for wall mounted mixers

Finiture - Finishes **EUR**

CR
ST



ZFIS004190 Set fissaggio per art. 071HCR120
Fixing set for art. 071HCR120


ZFIS008 Set fissaggio per artt. 176-177-178-179-180
Fixing set for artt. 176-177-178-179-180

ZFIS043 Set fissaggio per artt. 070H-071H-071HK-075H-130H-131H-131HK-135H-071HCR-EWS/075HCR-EWS
Fixing kit for artt. 070H-071H-071HK-075H-130H-131H-131HK-135H-071HCR-EWS/075HCR-EWS

ZFIS068 Set fissaggio per artt. 184-185-190
Fixing set for artt. 184-185-190


ZFIS189 Set fissaggio per art. 189
Fixing set for art. 189

Finiture - Finishes **EUR**



ZFIS121 Fissaggio 3/4 per bocca bordo vasca artt. 040L-047
3/4 Fixing kit for spout artt. 0040L-047

Finiture - Finishes **EUR**



ZFIS123 Set fissaggio per miscelatore bordo vasca artt. 040L-041L
Fixing set for mixer body for artt. 040L-041L

Finiture - Finishes **EUR**



ZFIS127 Fissaggio per corpo miscelatore bordo vasca artt. 047-048
Fixing kit for mixer body artt. 047-048

Finiture - Finishes **EUR**



ZFLO001 Flessibile 150 cm doppia aggraffatura e calotta conica per art. 168D
Flexible hose 150 cm double interlock and conical nut for art. 168D

ZFLO018 Flessibile 150 cm doppia aggraffatura e doppia calotta conica per art. 023
Flexible hose 150 cm double interlock and double conical nut for art. 023

Finiture - Finishes **EUR**

CR

CR
ST



ZFLO009 Flessibile ottone doppia aggraffatura F1/2" - M15x1 mm.1500 con calotta conica e peso ecologico per artt. 040L-041L-047-048
F1/2" - M15x1 mm.1500 twist-free double interlock brass flexible hose with conical nut and weight for artt. 040L-041L-047-048

Finiture - Finishes **EUR**

CR
ST

stick ricambi - spare parts



		Finiture - Finishes	EUR
ZFLO026	Flessibile nylon 150 cm M15x1 x M15x1 con codolo e peso ecologico per art. 185 Nylon flexible hose 150 cm M15x1 x M15x1 for art. 185	CR	
ZFLO029	Flessibile nylon 150 cm M15x1 x M15x1 completo di doccia e peso ecologico per art. 185 Nylon flexible hose 150 cm M15x1 x M15x1 with spray for art. 185	CR ST	



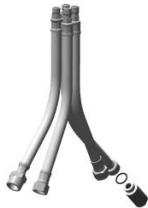
		Finiture - Finishes	EUR
ZFLX001	Set 2 flex inox M10x1 F3/8 x cm. 35 con guarnizioni per artt. 176-177-178-179-180-184-190 Set of 2 stainless steel hoses M10x1 F3/8 x cm. 35 with gaskets for artt. 176-177-178-179-180-184-190	CR	
ZFLX006	Set 3 flex inox per art. 185 Set of 3 stainless steel hoses for art. 185	CR	
ZFLX101	Set 2 flex inox SOFT PEX F3/8 cm. 45 per artt. 070H-071H-071HK-075H-130H-131H-131HK-135H-189 Set of 2 F3/8 stainless steel hoses cm. 45 SOFT PEX for artt. 070H-071H-071HK-075H-130H-131H-131HK-135H-189	CRPX	
ZFLX112	Set 2 flex inox SOFT PEX F3/8 cm. 60 per art. 071HCR120 Set of 2 F3/8 stainless steel hoses cm. 60 SOFT PEX for art. 071HCR120	CRPX	
ZFLX133	Flex inox F.3/4"xF.1/2" cm 60 per bocca per art. 047 Inox flex F.3/4"xF.1/2" cm 60 for spout for art. 047	CR	



		Finiture - Finishes	EUR
ZFLX061	Flex inox plastificato Ø 14 mm x 53 cm per artt. 176-177-178-179 PVC coated stainless steel hose Ø 14 mm x 53 cm for artt. 176-177-178-179	CR	



		Finiture - Finishes	EUR
ZFLX086	Set 5 flex inox per miscelatore bordo vasca artt. 040L-041L Set of 5 stainless steel hoses for artt. 040L-041L	CR	



		Finiture - Finishes	EUR
ZFLX132	Set flex inox (4 pezzi) per artt. 047-048 Set of 4 pcs. inox flex for artt. 047-048	CR	



		Finiture - Finishes	EUR
ZGHI001	Ghiera ferma cartuccia per artt. 047-048- BOX015 Cartridge fastening ring nut for artt. 047-048- BOX015		
ZGHI008	Ghiera ferma cartuccia per art. 189 Cartridge fastening ring nut for art. 189		
ZGHI010	Ghiera ferma cartuccia per artt. 010-006-007-022-023-040L-041L-070H-071H-071HK-071HCR120-075H-130H-131H-131HK-135H-168-168D-168R-185-176-177-178-179-180-184-190-071HCR-EWS/075HCR-EWS-BOX010 Cartridge fastening ring nut for artt. 010-006-007-022-023-040L-041L-070H-071H-071HK-071HCR120-075H-130H-131H-131HK-135H-168-168D-168R-185-176-177-178-179-180-184-190-071HCR-EWS/075HCR-EWS-BOX010		
ZGHI015	Ghiera ferma cartuccia per artt. 101-103 - 101..70 - 103..70 Cartridge fastening ring nut for artt. 101-103 - 101..70 - 103..70		

Finiture - Finishes EUR




ZGHI027 Ghiera per deviatore M37x1.5 per artt. 018-019
M37x1.5 ring nut for diverter for artt. 018-019

Finiture - Finishes EUR



ZGHI030 Ghiera ferma cartuccia M30x1 per artt. 104-104..70-105-105..70-106-106..70
M30x1 cartridge fastening ring nut for artt. 104-104..70-105-105..70-106-106..70

Finiture - Finishes EUR



ZLEV058 Leva completa per artt. 015-018-019-BOX015
Complete lever for artt. 015-018-019-BOX015

ZLEV084 Leva Stick lunga per artt. 070H-071H-071HK-071HCR120-075H-130H-131H-131HK-135H-071HCR-EWS/075HCR-EWS
Long Stick lever for artt. 070H-071H-071HK-071HCR120-075H-130H-131H-131HK-135H-071HCR-EWS/075HCR-EWS

ZLEV085 Leva Stick corta per artt. 006-007-010-022-023-168-168D-168R-BOX010
Short Stick lever for artt. 006-007-010-022-023-168-168D-168R-BOX010

ZLEV086 Leva Stick per art. 189
Stick lever for art. 189

ZLEV104 Leva completa per artt. 040L-041L
Complete lever for artt. 040L-041L

ZLEV118 Leva deviatore per artt. 184-190
Stick lever for diverter artt. 184-190


ZLEV120 Leva Stick per artt. 101-103- 101..70 - 103..70
Stick lever for artt. 101-103- 101..70 - 103..70

ZLEV157 Leva Stick per artt. 047-048
Stick lever for artt. 047-048

ZLEV195 Leva Stick **rovesciata** per artt. 176-177-178-179-180-184-185-190
Reverse Stick lever for artt. 176-177-178-179-180-184-185-190

ZLEV224 Leva completa Ø35 per artt. 104-104..70-105-105..70-106-106..70
Complete lever Ø35 for artt. 104-104..70-105-105..70-106-106..70

Finiture - Finishes EUR



ZMAN130 Maniglia per cartuccia deviatore per artt.019
Complete handle for diverter cartridge for artt. 019

ZMAN138 Maniglia per cartuccia deviatore per art. 018
Complete handle for diverter cartridge for art. 018

Finiture - Finishes EUR











ZPIA007 Piastra con guarnizione 1 foro per art. 010 / Ø116 mm
One-hole wall plate with gasket for art. 010 / Ø116 mm

Finiture - Finishes EUR



ZPIA017 Piastra tonda 2 fori con guarnizioni per art. 015 / Ø200 mm
Round two-hole wall plate with gaskets for art. 015 / Ø200mm

stick ricambi - spare parts

			Finiture - Finishes	EUR
	ZPIA035	Piastra rettangolare 2 fori con guarnizioni per artt. 101-103 L.250 x h.100 mm Rectangular two-hole wall plate with gaskets for artt. 101-103 L.250 x h.100mm	CR/M ST/M	
		* CR/M-ST/M con piastra in Acciaio inox * CR/M-ST/M with Stainless steel wall plate		
	ZPIA072	Piastra tonda in ABS 1 foro con OR per artt. BOX010 / Ø173 mm ABS round one-hole wall plate with OR for artt. BOX010 / Ø173mm	CR	
	ZPIA074	Piastra tonda in ABS 2 fori con OR per artt. BOX015 / Ø173 mm ABS round two-hole wall plate with OR for artt. BOX015 / Ø173mm	CR	
	ZPIA135	Piastra tonda in acciaio inox 2 fori con OR per artt. BOX015 / Ø173 mm Stainless steel round two-hole wall plate with OR for artt. BOX015 / Ø173 mm	ST/M	
		* CR con piastra ABS _ ST/M con piastra in Acciaio inox * CR with ABS wall plate _ ST/M with Stainless steel wall plate		
	ZPIA082	Piastra con guarnizione per miscelatore per artt. 006..70-007..70 / Ø70 mm One-hole wall plate with gasket for mixer for artt. 006..70-007..70 / Ø70 mm	CR ST	
	ZPIA093	Piastra con guarnizione per miscelatore per artt. 101..70-103..70-104..70-105..70-106..70 / Ø70 mm One-hole wall plate with gasket for mixer for artt. 101..70-103..70-104..70-105..70-106..70 / Ø70 mm	CR ST	
	ZPIA083	Piastra con guarnizione per bocca per artt. 006..70-007..70/ZBOC081-082-105-139-140-141 / Ø70 mm One-hole wall plate with gasket for spout for artt. 006..70-007..70/ZBOC081-082-105-139-140-141 / Ø70 mm	CR ST	
	ZPIA092	Piastra con guarnizione per bocca per artt. 101..70-103..70-104..70-105..70-106..70 / Ø70 mm One-hole wall plate with gasket for spout for artt. 101..70-103..70-104..70-105..70-106..70 / Ø70 mm	CR ST	
	ZPIA085	Piastra con guarnizioni per miscelatore incasso (2 uscite) per artt. 018 / Ø200 mm Wall plate with gaskets for concealed shower mixer (2 outlets) for artt. 018 / Ø200 mm	CR ST	
	ZPIA084	Piastra con guarnizioni per miscelatore incasso (3 uscite) per artt. 019 / Ø200 mm Wall plate with gaskets for concealed shower mixer (3 outlets) for artt. 019 / Ø200 mm	CR ST	
	ZRAC022	Raccordo 1/2" con OR per artt. 168-168D 1/2" connection with OR for artt. 168-168D	CR ST	
	ZRAC033	Raccordo conico con OR per doccia artt. 176-177-178 Conical connection with OR for hand-shower artt. 176-177-178	CR ST	
	ZRAC071	Raccordo conico con OR per doccia art. 179 Conical connection with OR for hand-shower art. 179	CR ST	



ZRAC084 Raccordo 3/4" con OR per art. 168R
3/4" connection with OR for art. 168R

Finiture - Finishes **EUR**

CR
ST



ZRAC123 Raccordo M15x1 con valvolina di non ritorno Ø14 mm per art. 185
M15x1 connection with check-valve Ø14 mm for art. 185

Finiture - Finishes **EUR**

CR



ZSED001 Sede per miscelatori a parete
Wall mounted single lever mixer seat

Finiture - Finishes **EUR**

CR



ZSET072 Set guarnizioni + molla per art. 189
Kit of gaskets + spring for art. 189

Finiture - Finishes **EUR**



ZVIT092 Cartuccia deviatore (2 uscite) Ø32 mm per art. 018
Diverter cartridge (2 outlets) Ø32 mm for art. 018

ZVIT091 Cartuccia deviatore (3 uscite) Ø32 mm per art. 019
Diverter cartridge (3 outlets) Ø32 mm for art. 019

Finiture - Finishes **EUR**

sly

ASTUZIA

Con le sue linee smussate e morbide la serie SLY si inserisce con eleganza in qualsiasi ambiente bagno. La perfetta fusione delle forme gli permette di sposarsi con qualsiasi stile e con qualsiasi esigenza, senza tralasciare l'ambiente. Il lavabo è infatti disponibile con cartuccia **ENERGY SAVING**, grazie alla quale si può ottenere un sensibile risparmio energetico in quanto l'apertura della leva consente erogazione di acqua fredda, mentre per ottenere l'acqua calda è necessario ruotare la leva verso sinistra.

SLYNESS

*With its smooth and soft lines SLY series fits elegantly into any bathroom environment. The perfect fusion of forms allows this range to combine with any style and need, without neglecting the environment. In fact the basin mixer is available with **ENERGY SAVING** cartridge, thanks to which you can achieve significant energy savings since the frontal position opening of the handle allows supply of cold water, while for the hot water, it is requested to turn the handle to the left.*




FINITURE FINISHES

La serie **SLY** è disponibile nelle seguenti finiture:
SLY range is available in the following finishes:

CR cromato
chrome plated

RISPARMIO ENERGETICO ENERGY SAVING



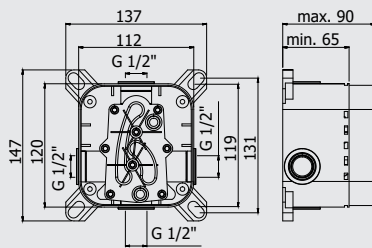


Video istruzioni Pbox
Pbox video instructions



*Da abbinare solo con
SY BOX010 - SY BOX015

*To be completed only with
SY BOX010 - SY BOX015



Set incasso universale per miscelatori doccia completo di:

- corpo incasso
- box

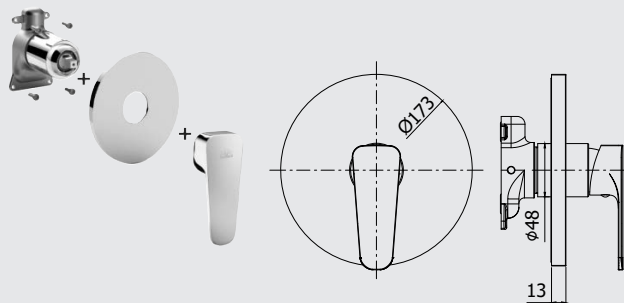
Universal concealed Box for mixers complete with:

- concealed body
- box

PBOX 001

Finiture - Finishes **EUR**

senza set esterno
without external set



*Da abbinare solo con
PBOX 001

*To be completed only with
PBOX 001

Set esterno miscelatore incasso doccia (1 uscita) completo di:

- corpo miscelatore
- piastra in ABS Ø173mm e leva

External set for concealed shower mixer (1 outlet) complete with:


- mixer body
- ABS wall plate Ø173 mm and lever

SY BOX010..

Finiture - Finishes **EUR**

senza deviatore
without diverter

CR

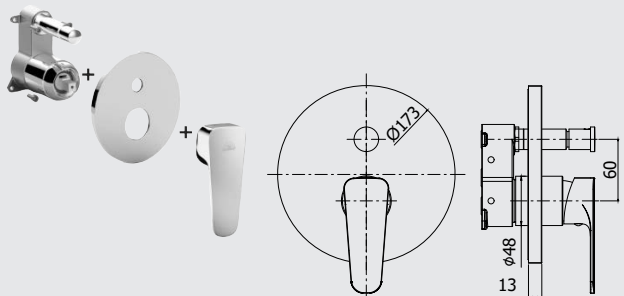


ZPRO BOX010..

Prolunga per art. BOX010

- H30mm
- Extension for art. BOX010
- H30mm

CR



*Da abbinare solo con
PBOX 001

*To be completed only with
PBOX 001

Set esterno miscelatore incasso doccia (2 uscite) completo di:

- corpo miscelatore
- piastra in ABS Ø173mm e leva

External set for concealed shower mixer (2 outlets) complete with:

- mixer body
- ABS wall plate Ø173 mm and lever

SY BOX015..

Finiture - Finishes **EUR**

con deviatore a pulsante
with push diverter

CR

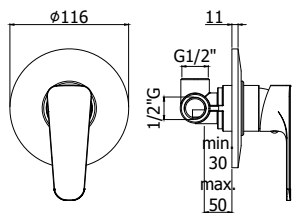


ZPRO BOX015..

Prolunga con deviatore per art. BOX015

- H30mm
- Extension with diverter for art. BOX015
- H30mm

CR



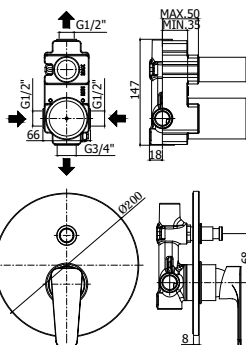
* Per set incasso/esterno separati (v. capitolo Incassi Projects)
 * For concealed/external set divided (see Concealed mixer Projects chapter)

Miscelatore incasso doccia (1 uscita) completo di:
 • piastra in metallo Ø116mm
 • attacchi 1/2" G
 Concealed shower mixer (1 outlet) complete with:
 • metal wall plate Ø116mm
 • 1/2" G connections

SY 010.. Finiture - Finishes EUR
 senza deviatore CR
 without diverter




ZPRO 013.. CR
 Prolunga per art. 010
 • H43mm
 Extension for art. 010
 • H43mm



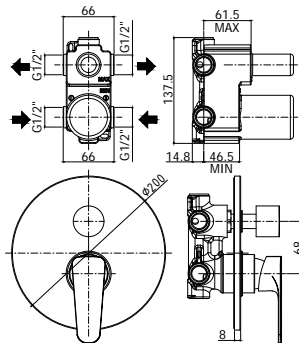
* Per set incasso/esterno separati (v. capitolo Incassi Projects)
 * For concealed/external set divided (see Concealed mixer Projects chapter)

Miscelatore incasso doccia (2 uscite) completo di:
 • piastra in metallo Ø200mm
 • attacchi calda/fredda e superiore 1/2" G - attacco inferiore 3/4" G
 Concealed shower mixer (2 outlets) complete with:
 • metal wall plate Ø200mm
 • 1/2" G hot/cold and upper connections - 3/4" G lower connection

SY 015.. Finiture - Finishes EUR
 con deviatore a pulsante CR
 with push diverter



ZPRO 028.. CR
 Prolunga per art. 015
 • H30mm
 Extension for art. 015
 • H30mm



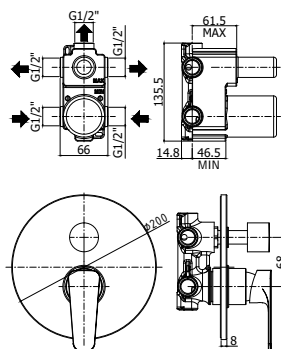
* Per set incasso/esterno separati (v. capitolo Incassi Projects)
 * For concealed/external set divided (see Concealed mixer Projects chapter)

Miscelatore incasso doccia (2 uscite) completo di:
 • piastra in metallo Ø200mm
 • attacchi 1/2" G
 Concealed shower mixer (2 outlets) complete with:
 • metal wall plate Ø200mm
 • 1/2" G connections

SY 018.. Finiture - Finishes EUR
 con cartuccia deviatore (2 uscite + 1 CR
 posizione combinata)
 with diverter cartridge (2 outlets + 1
 combined position)



ZPRO 068.. CR
 Prolunga con deviatore per artt. 018-019
 • H30mm
 Extension with diverter for artt. 018-019
 • H30mm



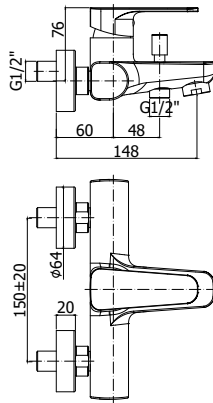
* Per set incasso/esterno separati (v. capitolo Incassi Projects)
 * For concealed/external set divided (see Concealed mixer Projects chapter)

Miscelatore incasso doccia (3 uscite) completo di:
 • piastra in metallo Ø200mm
 • attacchi 1/2" G
 Concealed shower mixer (3 outlets) complete with:
 • metal wall plate Ø200mm
 • 1/2" G connections

SY 019.. Finiture - Finishes EUR
 con cartuccia deviatore (3 uscite + 3 CR
 posizioni combinate)
 with diverter cartridge (3 outlets + 3
 combined positions)



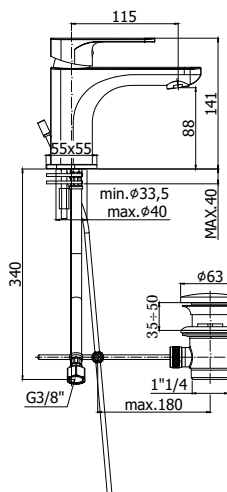
ZPRO 068.. CR
 Prolunga con deviatore per artt. 018-019
 • H30mm
 Extension with diverter for artt. 018-019
 • H30mm



Miscelatore vasca/doccia con deviatore completo di:

- aeratore M28x1
 - set 2 eccentrici 1/2"x3/4"G e rosoni
- Bath/shower mixer with diverter complete with:
- aerator M28x1
 - set of 2 S-wall-unions 1/2"x3/4"G and wall-plates

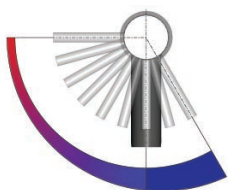
SY 022..	Finiture - Finishes	EUR
senza set doccia without shower set	CR	
SY 023..		
con supporto a muro snodato normale with standard swivelling wall bracket	CR	
• con doccia Trieste Bis e flessibile with Trieste Bis hand-shower and flexible hose		
SY 024..		
con supporto a muro snodato Stick with Stick wall bracket	CR	
• con doccia Lance e flessibile with Lance hand-shower and flexible hose		
SY 026..		
con supporto a muro fisso in ABS with ABS fixed wall bracket	CR	
• con doccia Trieste Bis e flessibile with Trieste Bis hand-shower and flexible hose		



Miscelatore lavabo completo di:

- cartuccia Energy Saving
 - aeratore M24x1 con riduttore di portata
 - set 2 flessibili inox 3/8"G
- Wash basin mixer complete with:
- Energy Saving cartridge
 - aerator M24x1 with flow reducer
 - set of 2 stainless steel hoses 3/8"G

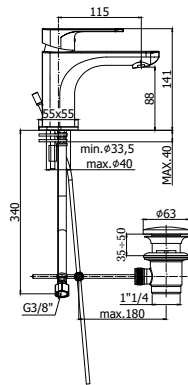
SY 071..-ES	Finiture - Finishes	EUR
senza scarico without pop up waste	CR	
SY 075..-ES		
con scarico automatico 1"1/4G with 1"1/4G pop up waste	CR	



ENERGY SAVING

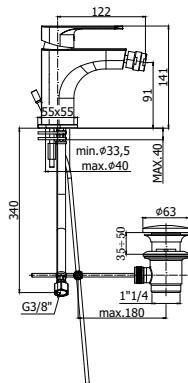
Risparmia energia, perchè apre al centro e dà acqua fredda, mentre l'acqua calda esce solo con il movimento della leva verso sinistra.

It saves energy delivering cold water from middle position already; hot water comes out with handle left movement only.



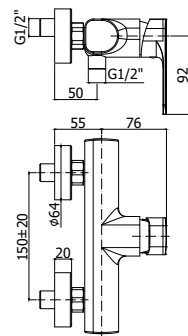
Miscelatore lavabo completo di:
 • aeratore M24x1
 • set 2 flessibili inox 3/8"G
 Wash basin mixer complete with:
 • aerator M24x1
 • set of 2 stainless steel hoses 3/8"G

SY 071..	Finiture - Finishes	EUR
senza scarico without pop up waste	CR	
SY 071K..		
con scarico Clic-Clac 1"1/4G with 1"1/4G Clic-Clac press top waste	CR	
SY 075..		
con scarico automatico 1"1/4G with 1"1/4G pop up waste	CR	



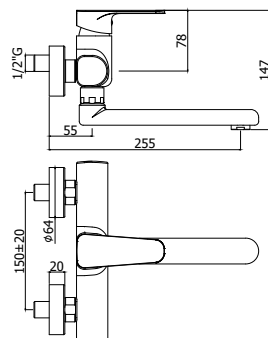
Miscelatore bidet completo di:
 • con snodo e aeratore M24x1
 • set 2 flessibili inox 3/8"G
 Bidet mixer complete with:
 • with swivel joint and aerator M24x1
 • set of 2 stainless steel hoses 3/8"G

SY 131..	Finiture - Finishes	EUR
senza scarico without pop up waste	CR	
SY 131K..		
con scarico Clic-Clac 1"1/4G with 1"1/4G Clic-Clac press top waste	CR	
SY 135..		
con scarico automatico 1"1/4G with 1"1/4G pop up waste	CR	



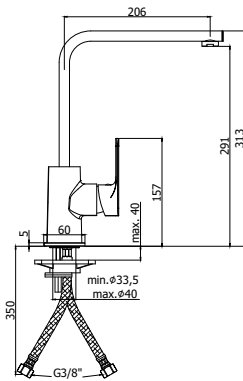
Miscelatore doccia completo di:
 • set 2 eccentrici 1/2"x3/4"G e rosoni
 Shower mixer complete with:
 • set of 2 S-wall-unions 1/2"x3/4"G and wall-plates

SY 168..	Finiture - Finishes	EUR
senza set doccia • con attacco inferiore 1/2"G without shower set • with 1/2"G lower connection	CR	
SY 168D..		
con supporto a muro snodato normale • con doccia Trieste Bis e flessibile with standard swivelling wall bracket • with Trieste Bis hand-shower and flexible hose	CR	



Miscelatore lavello a muro completo di:
 • aeratore M24x1
 • attacchi 1/2"G
 Wall sink mixer complete with:
 • aerator M24x1
 • 1/2"G connections

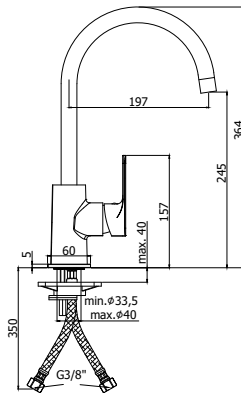
SY 161..	Finiture - Finishes	EUR
con canna tubo diritta orientabile - l.200mm with swivel tube straight spout - l.200mm	CR	



Miscelatore lavello monoforo completo di:
 • aeratore M24x1
 • set 2 flessibili inox 3/8" G
 One-hole sink mixer complete with:
 • aerator M24x1
 • set of 2 stainless steel hoses 3/8" G

SY 180...
 con canna orientabile
 with swivelling spout

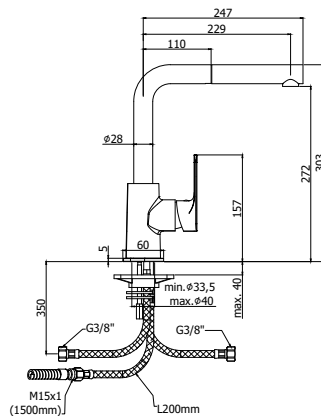
Finiture - Finishes **EUR**
 CR



Miscelatore lavello monoforo con canna orientabile completo di:
 • aeratore M22x1F
 • set 2 flessibili inox 3/8" G
 One-hole sink mixer with swivelling spout complete with:
 • aerator M22x1F
 • set of 2 stainless steel hoses 3/8" G

SY 181...
 con canna tubo
 with tube spout

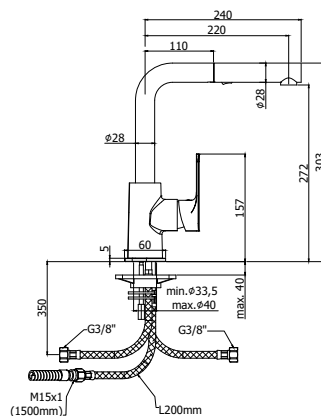
Finiture - Finishes **EUR**
 CR



Miscelatore lavello monoforo con canna orientabile completo di:
 • set 2 flessibili inox 3/8" G
 • 1 flessibile inox M15x1
 • 1 flessibile nylon 1/2" G x M15x1 cm. 150 con piombo
 One-hole sink mixer with swivelling spout complete with:
 • set of 2 stainless steel hoses 3/8" G
 • 1 stainless steel hose M15x1
 • 1/2"-M15x1 / L.1500 mm nylon hose with weight

SY 185...
 con doccia estraibile (monogetto) in ABS
 with (single spray) ABS pull out hand-
 shower

Finiture - Finishes **EUR**
 CR



Miscelatore lavello monoforo con canna orientabile completo di:
 • set 2 flessibili inox 3/8" G
 • 1 flessibile inox M15x1
 • 1 flessibile nylon 1/2" G x M15x1 cm. 150 con piombo
 One-hole sink mixer with swivelling spout complete with:
 • set of 2 stainless steel hoses 3/8" G
 • 1 stainless steel hose M15x1
 • 1/2"-M15x1 / L.1500 mm nylon hose with weight

SY 285...
 con doccia estraibile (2 getti) in ABS
 with (two-spray) ABS pull out hand-
 shower

Finiture - Finishes **EUR**
 CR

Finiture - Finishes EUR



ZA91103R Cartuccia completa Ø 35 mm con distributore con regolazione per artt. 022-023-024-026-071-071K-075-131-131K-135-161-168-168D
Complete cartridge Ø 35 mm with distributor with regulation for artt. 022-023-024-026-071-071K-075-131-131K-135-161-168-168D

Finiture - Finishes EUR



ZA91104R Cartuccia completa Ø 35 mm senza distributore con regolazione per artt. 010-015-018-019 / BOX010-015
Complete cartridge Ø 35 mm without distributor with regulation for artt. 010-015-018-019 / BOX010-015

Finiture - Finishes EUR



ZA91191 Cartuccia completa Ø 35 mm APERTA per artt. 180-181-185-285
Complete cartridge Ø 35 mm OPEN for artt. 180-181-185-285

Finiture - Finishes EUR



ZA91271 Cartuccia completa Ø 35 mm Energy Saving con distributore senza regolazione per artt. 071CR-ES / 075CR-ES
Complete cartridge Ø 35 mm Energy Saving with distributor without regulation for artt. 071CR-ES / 075CR-ES

Finiture - Finishes EUR



ZACC146 Valvolina antiritorno Ø15 mm per artt. ZDEV088..V-ZDOC083-ZRAC068
Check-valve Ø15 mm for artt. ZDEV088..V-ZDOC083-ZRAC068

ZACC232 Valvolina antiritorno Ø14 mm per artt. ZDOC107
Check-valve Ø14 mm for artt. ZDOC107

Finiture - Finishes EUR



ZAER002.. Aeratore Ø 24x1M per artt. 161-180
Aerator Ø 24x1M for artt. 161-180

ZAER003.. Aeratore Ø 28x1M per artt. 022-023-024-026
Aerator Ø 28x1M for artt. 022-023-024-026

ZAER033 Aeratore Ø 22x1F per artt. 181
Aerator Ø 22x1F for artt. 181

ZAER059 Aeratore Ø 24x1M per artt. 071-071K-075-131-131K-135 / 071CR-ES / 075CR-ES
Aerator Ø 24x1M for artt. 071-071K-075-131-131K-135 / 071CR-ES / 075CR-ES

ZAER102 Aeratore Ø 24 per artt. ZDOC083
Aerator Ø 24 for artt. ZDOC083

ZAER111 Aeratore a scomparsa per artt. ZDOC107
Hidden aerator for artt. ZDOC107

Finiture - Finishes EUR
CR



ZAER006.. Snodo con aeratore Ø 24x1M per artt. 131-131K-135
Joint with aerator Ø 24x1M for artt. 131-131K-135

sly ricambi - spare parts



- ZAST046** Asta pomolo snodino Ø 4 mm piegata per artt. 075-135
Bent rod Ø 4 mm with knob for artt. 075-135
- ZAST023** Snodo in ABS per asta scarico
ABS articulation for rod connection

Finiture - Finishes **EUR**
CR



- ZBAS077** Basetta per artt. 071-071K-075-131-131K-135
Brass base for artt. 071-071K-075-131-131K-135
- ZBAS081** Basetta per artt. 180-181-185-285
Brass base for artt. 180-181-185-285

Finiture - Finishes **EUR**
CR



- ZCAL007** Calotta per miscelatori a parete
Nut for wall mounted mixers

Finiture - Finishes **EUR**
CR



- ZCANA023** Canna tubo diritta con aeratore interasse 200 mm per art. 161
Straight tube spout with aerator for art. 161, distance between centres 200 mm

Finiture - Finishes **EUR**
CR



- ZCANA107** Canna tubo PIATTA completa di aeratore e raccordo per art. 180
FLAT tube spout with aerator for art. 180

Finiture - Finishes **EUR**
CR



- ZCANA108** Canna tubo TONDA completa di aeratore e raccordo per art. 181
ROUND tube spout with aerator for art. 181

Finiture - Finishes **EUR**
CR













- ZCAN200** Canna Ø28 mm completa di raccordo per estraibile per artt. 185-285
Spout Ø28 mm for artt. 185-285

Finiture - Finishes **EUR**
CR



- ZCAP034** Cappuccio sottoleva in metallo per artt. SLY
Metal underlever cover for artt. SLY

Finiture - Finishes **EUR**
CR

	ZCAP066 Cappuccio per deviatore per artt. 018-019 Cover for diverter for artt. 018-019	Finiture - Finishes EUR CR
	ZDEV048 Deviatore completo per miscelatore incasso art.015 Diverter for concealed mixer art. 015	Finiture - Finishes EUR CR
	ZDEV088.. V Deviatore con valvolina antiritorno per miscelatore vasca esterno per artt. 022-023-024-026 Diverter with check-valve for bath/shower mixer for artt. 022-023-024-026	Finiture - Finishes EUR CR
	ZDEV100 Deviatore completo per art. BOX015 Complete diverter for art. BOX015	Finiture - Finishes EUR CR
	ZDOC081 Doccia Trieste Bis (monogetto) in ABS per artt. 023-026-168D Trieste Bis ABS hand-shower (single spray) for artt. 023-026-168D	Finiture - Finishes EUR CR
	ZDOC085 Doccia Lance (monogetto) in ABS per art. 024 Lance ABS hand-shower (single spray) for art. 024	Finiture - Finishes EUR CR
	ZDOC083 Doccia monogetto in ABS con valvolina antiritorno per art. 185 ABS fix-spray pull out hand-shower with check-valve for art. 185	Finiture - Finishes EUR CR
	ZAER102 Aeratore Ø 24 per art. ZDOC083 Aerator Ø 24 for art. ZDOC083	CR
	ZDOC107 Doccia 2 getti in ABS con valvolina antiritorno per art. 285 two-spray ABS pull out hand-shower with check-valve for art. 285	Finiture - Finishes EUR CR
	ZAER111 Aeratore a scomparsa per art. ZDOC107 Hidden aerator for art. ZDOC107	



ZECC029 Eccentrico con rosone 1/2"x 3/4" per miscelatori a parete
Adjustable centre 1/2"x 3/4" for wall mounted mixers

Finiture - Finishes **EUR**
CR



ZFIS004 Set fissaggio per artt. 071-071K-075-131-131K-135 / 071CR-ES / 075CR-ES
Fixing set for artt. 071-071K-075-131-131K-135 / 071CR-ES / 075CR-ES

ZFIS084 Set fissaggio per artt. 180-181
Fixing set for artt. 180-181

ZFIS107 Set fissaggio per artt. 185-285
Fixing set for artt. 185-285

Finiture - Finishes **EUR**



ZFLO001 Flessibile 1500 mm doppia aggraffatura e calotta conica per artt. 023-024-026-168D
Flexible hose 1500 mm double interlock and conical nut for artt. 023-024-026-168D

Finiture - Finishes **EUR**
CR



ZFLO063 Flex nylon 1500 mm con peso ecologico 1 calotta girevole per artt. 185-285
1500 mm nylon hose with weight with twist-free conical nut for artt. 185-285

Finiture - Finishes **EUR**
CR



ZFLX001 Set flessibili inox M10x1 F3/8" 350 mm con guarnizione (2 pezzi) per artt. 071-071K-075-131-131K-135
Set of 2 stainless steel hoses 350 mm M10x1 F3/8" with gaskets for artt. 071-071K-075-131-131K-135

ZFLX095 Set flessibili inox F3/8" (3 pezzi) per artt. 185-285
Set of 3 stainless steel hoses F3/8" for artt. 185-285

ZFLX101 Set 2 flex inox SOFT PEX F3/8 450 mm per artt. 180-181
Set of 2 F3/8 stainless steel hoses 450 mm SOFT PEX for artt. 180-181

Finiture - Finishes **EUR**
CR

CR

CRPX











ZGHI010 Ghiera ferma cartuccia per artt. SLY
Cartridge fastening ring nut for artt. SLY

Finiture - Finishes **EUR**



ZGHI027 Ghiera per deviatore M37x1.5 per artt. 018-019
M37x1.5 ring nut for diverter for artt. 018-019

Finiture - Finishes **EUR**

		Finiture - Finishes	EUR
	ZLEV133	Leva completa per artt. 010-015-018-019-022-023-024-026-071-071K-075-131-131K-135-161-168-168D / 071CR-ES / 075CR-ES / BOX010-015 Complete lever for artt. 010-015-018-019-022-023-024-026-071-071K-075-131-131K-135-161-168-168D / 071CR-ES / 075CR-ES / BOX010-015	CR
	ZLEV196	Leva completa rovesciata per artt. 180-181-185-285 Reverse lever for artt. 180-181-185-285	CR
<hr/>			
	ZMAN130	Maniglia per cartuccia deviatore per art. 019 Complete handle for diverter cartridge for art. 019	CR
	ZMAN138	Maniglia per cartuccia deviatore per art. 018 Complete handle for diverter cartridge for art. 018	CR
<hr/>			
	ZPIA007	Piastra con guarnizione 1 foro per art. 010 / Ø116 mm One-hole wall plate with gasket for art. 010 / Ø116 mm	CR
<hr/>			
	ZPIA017	Piastra tonda 2 fori con guarnizioni per art. 015 / Ø200 mm - (fino a 06/2018) Round two-hole wall plate with gaskets for art. 015 / Ø200mm - (up to 07/2018)	CR
	ZPIA076	Piastra tonda 2 fori con guarnizioni per art. 015 / Ø200 mm - (da 07/2018) Round two-hole wall plate with gaskets for art. 015 / Ø200mm - (since 07/2018)	CR
<hr/>			
	ZPIA088	Piastra con guarnizioni per miscelatore incasso (2 uscite) per art. 018 / Ø200 mm Wall plate with gaskets for concealed shower mixer (2 outlets) for art. 018 / Ø200 mm	CR
	ZPIA089	Piastra con guarnizioni per miscelatore incasso (3 uscite) per art. 019 / Ø200 mm Wall plate with gaskets for concealed shower mixer (3 outlets) for art. 019 / Ø200 mm	CR
<hr/>			
	ZPIA072	Piastra tonda in ABS 1 foro con OR per art. BOX010 / Ø173 mm ABS round one-hole wall plate with OR for art. BOX010 / Ø173mm	CR
<hr/>			
	ZPIA074	Piastra tonda in ABS 2 fori con OR per art. BOX015 / Ø173 mm ABS round two-hole wall plate with OR for art. BOX015 / Ø173mm	CR
<hr/>			
	ZRAC002	Raccordo 3/4" con tappo e OR per art. 161 3/4" connection with OR and plug for art. 161	CR



ZRAC068 Raccordo 1/2" con OR per artt. 168-168D
1/2" connection with OR for artt. 168-168D

Finiture - Finishes **EUR**
CR



ZSED001 Sede per miscelatori a parete
Wall mounted single lever mixer seat

Finiture - Finishes **EUR**
CR



ZVIT092 Cartuccia deviatore (2 uscite) Ø32 mm per art. 018
Diverter cartridge (2 outlets) Ø32 mm for art. 018

ZVIT091 Cartuccia deviatore (3 uscite) Ø32 mm per art. 019
Diverter cartridge (3 outlets) Ø32 mm for art. 019

Finiture - Finishes **EUR**

green

ESPERIENZA

Funzionalità del prodotto, durata nel tempo e massimo rapporto qualità-prezzo: ecco gli elementi che fanno della serie GREEN un classico senza tempo.

Tutta l'esperienza tecnica maturata negli anni viene applicata a questo rubinetto dalle linee moderne e funzionali, per rendere attuale e di design il rubinetto classico per eccellenza, con la gamma completa anche degli articoli richiesti dal design più attuale, quali il lavabo prolungato e il lavabo a muro.

Il lavabo classico è disponibile sia con cartuccia standard che con cartuccia **ENERGY SAVING**, grazie alla quale si può ottenere un sensibile risparmio energetico in quanto l'apertura della leva consente erogazione di acqua fredda, mentre per ottenere l'acqua calda è necessario ruotare la leva verso sinistra.

EXPERIENCE

Functionality of the product, long durability and best compromise between quality and price: these are the key points for a timeless classis as GREEN range.

All our technical experience gained over past years has been used to create this modern and up-to-date mixer, which is part of a complete line of products as extended body mixer and concealed basin mixer, the most requested nowadays from the market.

*The classic basin mixer is available with standard cartridge then **ENERGY SAVING** cartridge, thanks to which you can achieve significant energy savings since the opening of the handle in frontal position allows supply of cold water, while for obtaining hot water it is requested to turn the handle to the left.*



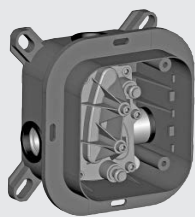
FINITURE FINISHES

La serie **GREEN** è disponibile nelle seguenti finiture:
GREEN range is available in the following finishes:

CR cromato
chrome plated

RISPARMIO ENERGETICO ENERGY SAVING



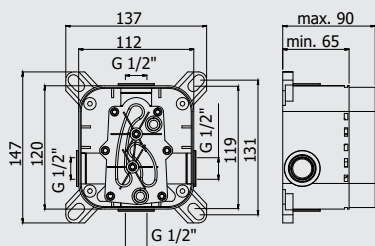


Video istruzioni Pbox
Pbox video instructions



*Da abbinare solo con
GR BOX010 - GR BOX015

*To be completed only with
GR BOX010 - GR BOX015



Set incasso universale per miscelatori doccia completo di:

- corpo incasso
- box

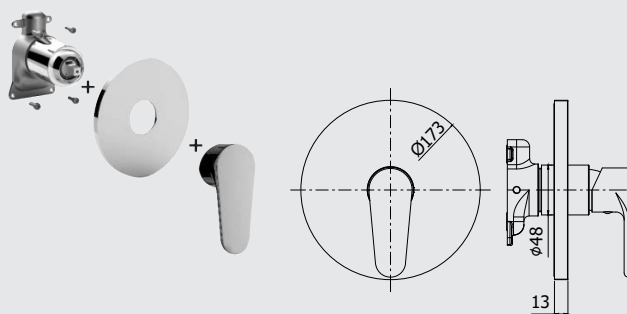
Universal concealed Box for mixers complete with:

- concealed body
- box

PBOX 001

Finiture - Finishes **EUR**

senza set esterno
without external set



*Da abbinare solo con
PBOX 001

*To be completed only with
PBOX 001

Set esterno miscelatore incasso doccia (1 uscita) completo di:

- corpo miscelatore
- piastra in ABS Ø173mm e leva

External set for concealed shower mixer (1 outlet) complete with:


- mixer body
- ABS wall plate Ø173 mm and lever

GR BOX010..

Finiture - Finishes **EUR**

senza deviatore
without diverter

CR

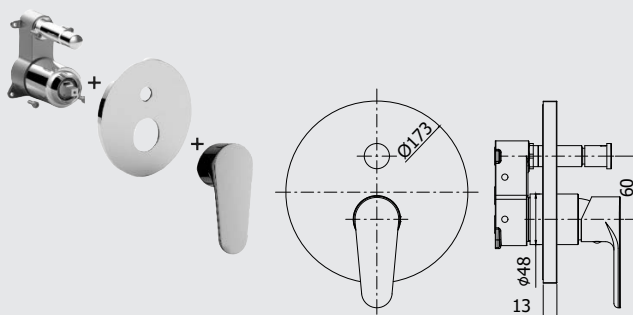


ZPRO BOX010..

Prolunga per art. BOX010

- H30mm
- Extension for art. BOX010
- H30mm

CR



*Da abbinare solo con
PBOX 001

*To be completed only with
PBOX 001

Set esterno miscelatore incasso doccia (2 uscite) completo di:

- corpo miscelatore
- piastra in ABS Ø173mm e leva

External set for concealed shower mixer (2 outlets) complete with:

- mixer body
- ABS wall plate Ø173 mm and lever

GR BOX015..

Finiture - Finishes **EUR**

con deviatore a pulsante
with push diverter

CR

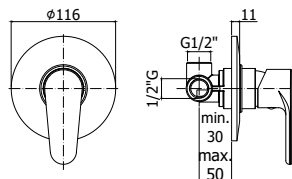


ZPRO BOX015..

Prolunga con deviatore per art. BOX015

- H30mm
- Extension with diverter for art. BOX015
- H30mm

CR



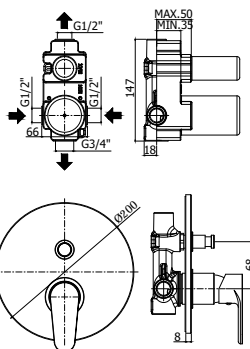
Miscelatore incasso doccia (1 uscita) completo di:
 • piastra in metallo Ø116mm
 • attacchi 1/2" G
 Concealed shower mixer (1 outlet) complete with:
 • metal wall plate Ø116mm
 • 1/2" G connections

GR 010.. Finiture - Finishes EUR
 senza deviatore CR
 without diverter




ZPRO 013.. CR
 Prolunga per art. 010
 • H43mm
 Extension for art. 010
 • H43mm

* Per set incasso/esterno separati (v. capitolo Incassi Projects)
 * For concealed/external set divided (see Concealed mixer Projects chapter)



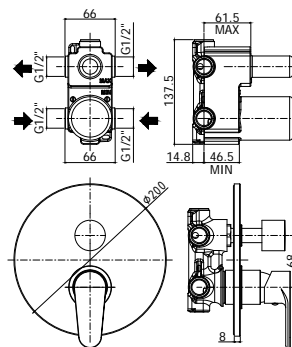
Miscelatore incasso doccia (2 uscite) completo di:
 • piastra in metallo Ø200mm
 • attacchi calda/fredda e superiore 1/2" G - attacco inferiore 3/4" G
 Concealed shower mixer (2 outlets) complete with:
 • metal wall plate Ø200mm
 • 1/2" G hot/cold and upper connections - 3/4" G lower connection

GR 015.. Finiture - Finishes EUR
 con deviatore a pulsante CR
 with push diverter



ZPRO 028.. CR
 Prolunga per art. 015
 • H30mm
 Extension for art. 015
 • H30mm

* Per set incasso/esterno separati (v. capitolo Incassi Projects)
 * For concealed/external set divided (see Concealed mixer Projects chapter)



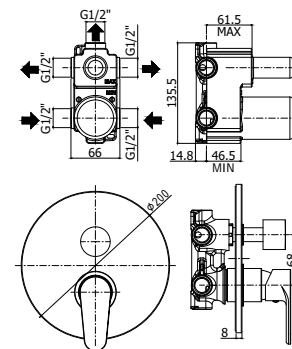
Miscelatore incasso doccia (2 uscite) completo di:
 • piastra in metallo Ø200mm
 • attacchi 1/2" G
 Concealed shower mixer (2 outlets) complete with:
 • metal wall plate Ø200mm
 • 1/2" G connections

GR 018.. Finiture - Finishes EUR
 con cartuccia deviatore (2 uscite + 1 CR
 posizione combinata)
 with diverter cartridge (2 outlets + 1
 combined position)



ZPRO 068.. CR
 Prolunga con deviatore per artt. 018-019
 • H30mm
 Extension with diverter for artt. 018-019
 • H30mm

* Per set incasso/esterno separati (v. capitolo Incassi Projects)
 * For concealed/external set divided (see Concealed mixer Projects chapter)



Miscelatore incasso doccia (3 uscite) completo di:
 • piastra in metallo Ø200mm
 • attacchi 1/2" G
 Concealed shower mixer (3 outlets) complete with:
 • metal wall plate Ø200mm
 • 1/2" G connections

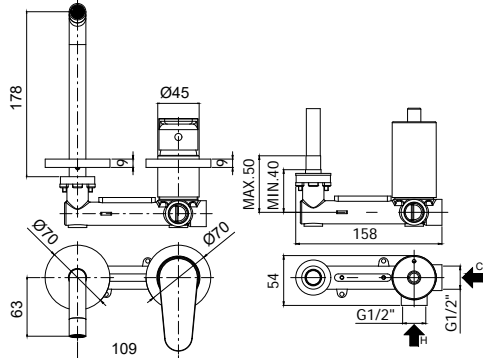
GR 019.. Finiture - Finishes EUR
 con cartuccia deviatore (3 uscite + 3 CR
 posizioni combinate)
 with diverter cartridge (3 outlets + 3
 combined positions)



ZPRO 068.. CR
 Prolunga con deviatore per artt. 018-019
 • H30mm
 Extension with diverter for artt. 018-019
 • H30mm

* Per set incasso/esterno separati (v. capitolo Incassi Projects)
 * For concealed/external set divided (see Concealed mixer Projects chapter)

new



Miscelatore incasso lavabo completo di:

- piastre in ottone Ø70mm
- attacchi 1/2" G

Concealed single lever basin mixer complete with:

- metal wall plates Ø70mm
- 1/2" G connections

GR 105.. 70

con bocca e aeratore M16x1 - l. 178mm
with spout and aerator M16x1 - l. 178mm

Finiture - Finishes **EUR**
CR

GR 106.. 70

con bocca e aeratore M16x1 - l. 248mm
with spout and aerator M16x1 - l. 248mm

CR

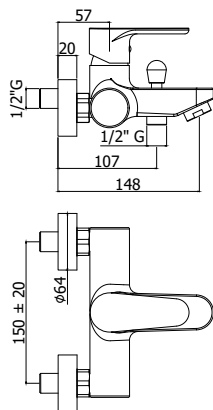


ZPRO 013..

Prolunga per art. 010

- H43mm
- Extension for art. 010
- H43mm

CR



Miscelatore vasca/doccia con deviatore completo di:

- aeratore M28x1
- set 2 eccentrici 1/2"x3/4" G e rosoni

Bath/shower mixer with diverter complete with:

- aerator M28x1
- set of 2 S-wall-unions 1/2"x3/4" G and wall-plates

GR 022..

senza set doccia
without shower set

Finiture - Finishes **EUR**
CR

GR 023..

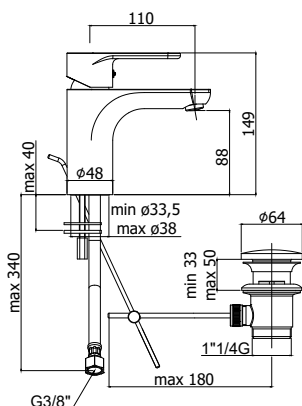
con supporto a muro snodato con leva in ABS
with swivelling wall bracket with ABS hook
• con doccia e flessibile
with hand-shower and flexible hose

CR

GR 026..

con supporto a muro fisso in ABS
with ABS fixed wall bracket
• con doccia e flessibile
with hand-shower and flexible hose

CR



Miscelatore lavabo completo di:

- aeratore M24x1 Slim air
- set 2 flessibili inox 3/8" G

Wash basin mixer complete with:

- aerator M24x1 Slim air
- set of 2 stainless steel hoses 3/8" G

GR 071..

senza scarico
without pop up waste

Finiture - Finishes **EUR**
CR

GR 071K..

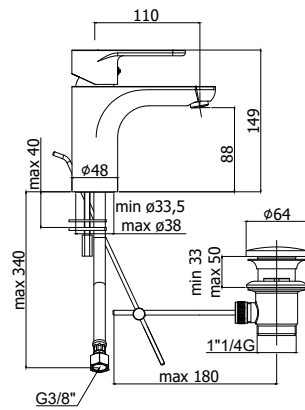
con scarico Clic-Clac 1"1/4G
with 1"1/4G Clic-Clac press top waste

CR

GR 075..

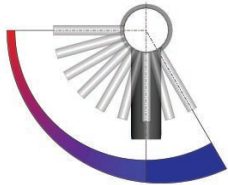
con scarico automatico 1"1/4G
with 1"1/4G pop up waste

CR



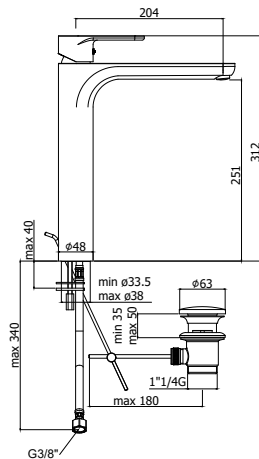
- Miscelatore lavabo completo di:
- cartuccia Energy Saving
 - aeratore M24x1 con riduttore di portata
 - set 2 flessibili inox 3/8"G
- Wash basin mixer complete with:
- Energy Saving cartridge
 - aerator M24x1 with flow reducer
 - set of 2 stainless steel hoses 3/8"G

GR 071.. -ES	Finiture - Finishes	EUR
senza scarico without pop up waste	CR	
GR 075.. -ES		
con scarico automatico 1"1/4G with 1"1/4G pop up waste	CR	



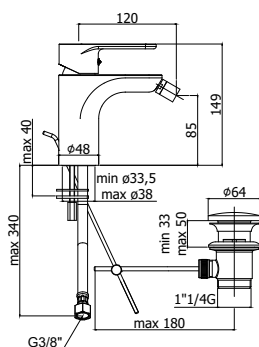
ENERGY SAVING

Risparmia energia, perchè apre al centro e dà acqua fredda, mentre l'acqua calda esce solo con il movimento della leva verso sinistra.
It saves energy delivering cold water from middle position already; hot water comes out with handle left movement only.



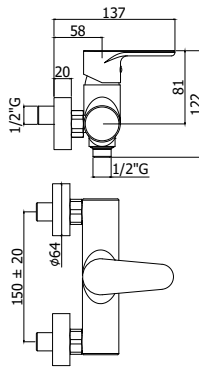
- Miscelatore lavabo prolungato completo di:
- aeratore M24x1 Slim air
 - set 2 flessibili inox 3/8"G
- Tall wash basin mixer complete with:
- aerator M24x1 Slim air
 - set of 2 stainless steel hoses 3/8"G

GR 081..	Finiture - Finishes	EUR
senza scarico without pop up waste	CR	
GR 081K..		
con scarico Clic-Clac 1"1/4G with 1"1/4G Clic-Clac press top waste	CR	
GR 085..		
con scarico automatico 1"1/4G with 1"1/4G pop up waste	CR	



- Miscelatore bidet completo di:
- con snodo e aeratore M16x1
 - set 2 flessibili inox 3/8"G
- Bidet mixer complete with:
- with swivel joint and aerator M16x1
 - set of 2 stainless steel hoses 3/8"G

GR 131..	Finiture - Finishes	EUR
senza scarico without pop up waste	CR	
GR 131K..		
con scarico Clic-Clac 1"1/4G with 1"1/4G Clic-Clac press top waste	CR	
GR 135..		
con scarico automatico 1"1/4G with 1"1/4G pop up waste	CR	



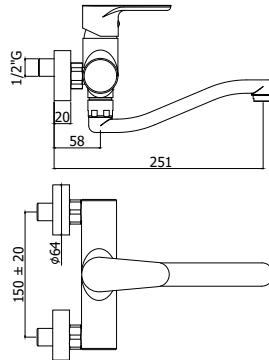
Miscelatore doccia completo di:
 • set 2 eccentrici 1/2"x3/4"G e rosoni
 Shower mixer complete with:
 • set of 2 S-wall-unions 1/2"x3/4"G and wall-plates

GR 168.. **Finiture - Finishes** **EUR**
 CR

senza set doccia
 • con attacco inferiore 1/2"G
 without shower set
 • with 1/2"G lower connection

GR 168D.. **Finiture - Finishes** **EUR**
 CR

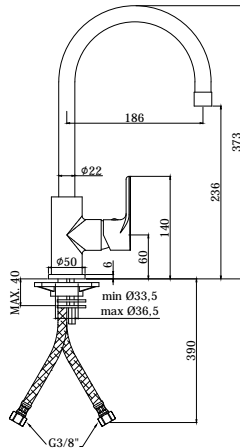
con supporto a muro snodato con leva in ABS
 • con doccia e flessibile
 with swivelling wall bracket with ABS hook
 • with hand-shower and flexible hose



Miscelatore lavello a muro completo di:
 • aeratore M24x1
 • attacchi 1/2"G
 Wall sink mixer complete with:
 • aerator M24x1
 • 1/2"G connections

GR 161.. **Finiture - Finishes** **EUR**
 CR

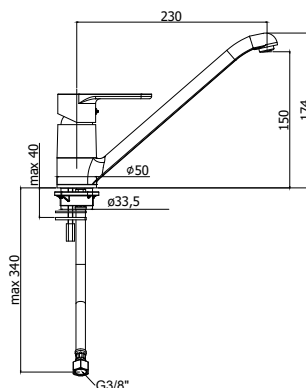
con canna tubo serpente orientabile - l.190mm
 with swivel tube snake spout - l.190mm



Miscelatore lavello monoforo con canna orientabile completo di:
 • aeratore M22x1F
 • set 2 flessibili inox 3/8"G
 One-hole sink mixer with swivelling spout complete with:
 • aerator M22x1F
 • set of 2 stainless steel hoses 3/8"G

GR 180.. **Finiture - Finishes** **EUR**
 CR

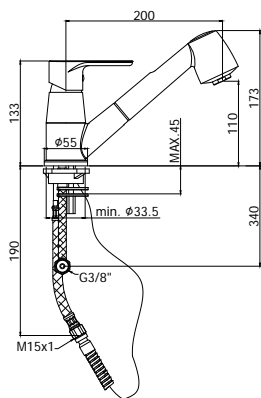
con canna tubo
 with tube spout



Miscelatore lavello monoforo con canna orientabile completo di:
 • aeratore M24x1
 • set 2 flessibili inox 3/8"G
 One-hole sink mixer with swivelling spout complete with:
 • aerator M24x1
 • set of 2 stainless steel hoses 3/8"G

GR 182.. **Finiture - Finishes** **EUR**
 CR

con canna fusa
 with cast spout



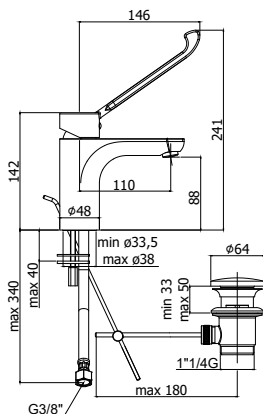
Miscelatore lavello monoforo con canna orientabile completo di:

- set 2 flessibili inox 3/8"G
- 1 flessibile inox M15x1
- 1 flessibile nylon 1/2"G x M15x1 cm. 150 con piombo

One-hole sink mixer with swivelling spout complete with:

- set of 2 stainless steel hoses 3/8"G
- 1 stainless steel hose M15x1
- 1/2"-M15x1 / L.1500 mm nylon hose with weight

GR 183.. **Finiture - Finishes** **EUR**
 con doccia estraibile (2 getti) in ABS **CR**
 with (two-spray) ABS pull out hand-shower



Miscelatore lavabo con leva clinica completo di:

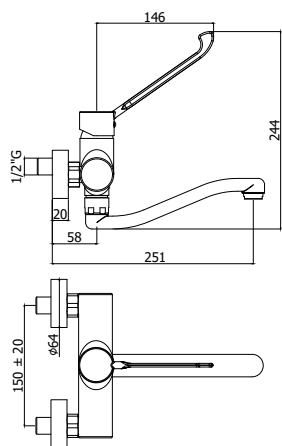
- aeratore M24x1 Slim air
- set 2 flessibili inox 3/8"G

Wash basin mixer with clinical lever complete with:

- aerator M24x1 Slim air
- set of 2 stainless steel hoses 3/8"G

GR 301.. **Finiture - Finishes** **EUR**
 senza scarico **CR**
 without pop up waste

GR 305.. **CR**
 con scarico automatico 1"1/4G **CR**
 with 1"1/4G pop up waste



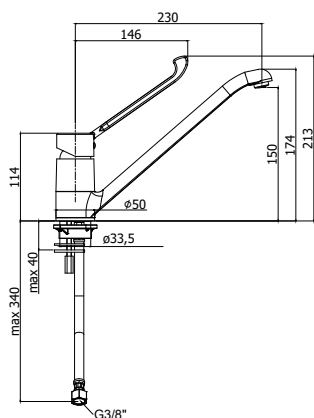
Miscelatore lavello a muro con leva clinica completo di:

- aeratore M24x1
- attacchi 1/2"G

Wall sink mixer with clinical lever complete with:

- aerator M24x1
- 1/2"G connections

GR 302.. **Finiture - Finishes** **EUR**
 con canna tubo serpente orientabile - **CR**
 l.190mm
 with swivel tube snake spout - l.190mm



Miscelatore lavello monoforo con leva clinica completo di:

- aeratore M24x1
- set 2 flessibili inox 3/8"G

One-hole sink mixer with clinical lever complete with:

- aerator M24x1
- set of 2 stainless steel hoses 3/8"G

GR 303.. **Finiture - Finishes** **EUR**
 con canna fusa **CR**
 with cast spout



ZA 91192 Cartuccia completa Ø35 mm con distributore per artt. 022-023-026-071-071K-075-081-081K-085-131-131K-135-161-168-168D-180-301-305
Complete cartridge Ø35 mm with distributor for artt. 022-023-026-071-071K-075-081-081K-085-131-131K-135-161-168-168D-180-301-305

Finiture - Finishes **EUR**



ZA 91193 Cartuccia completa Ø35 mm senza distributore per artt. 010-015-018-019-101..70-103..70-105..70-106..70-182-183-303 / BOX010-BOX015
Complete cartridge Ø35 mm without distributor for artt. 010-015-018-019-101..70-103..70-105..70-106..70-182-183-303 / BOX010-BOX015

Finiture - Finishes **EUR**



ZA91271 Cartuccia completa Ø 35 mm Energy Saving con distributore senza regolazione per artt. 071CR-ES / 075CR-ES
Complete cartridge Ø 35 mm Energy Saving with distributor without regulation for artt. 071CR-ES / 075CR-ES

Finiture - Finishes **EUR**



ZACC146 Valvolina antiritorno Ø15 mm per artt. ZDEV088..V-ZRAC004
Check-valve Ø15 mm for artt. ZDEV088..V-ZRAC004

Finiture - Finishes **EUR**

ZACC232 Valvolina antiritorno Ø14 mm per artt. ZDOC114
Check-valve Ø14 mm for artt. ZDOC114



ZAER001 Aeratore Ø22 per artt. 180
Aerator Ø22 for artt. 180

Finiture - Finishes **EUR**

ZAER002 Aeratore Ø24x1M per artt. 161-183-302
Aerator Ø24x1M for artt. 161-183-302

CR

ZAER003 Aeratore Ø28x1M per artt. 022-023-026
Aerator Ø28x1M for artt. 022-023-026

CR

CR



ZAER052 Aeratore Ø16x1M per artt. 101..70-103..70-105..70-106..70-131-131K-135
Aerator Ø16x1M for artt. 101..70-103..70-105..70-106..70-131-131K-135

Finiture - Finishes **EUR**

CR

ZAER115 Snodo con aeratore Ø16x1M per artt. 131-131K-135
Joint with aerator Ø16x1M for artt. 131-131K-135

CR



ZAER120 Aeratore Ø24x1M per artt. 071-071K-075-081-081K-085-182-301-303-305 / 071CR-ES / 075CR-ES
Aerator Ø24x1M for artt. 071-071K-075-081-081K-085-182-301-303-305 / 071CR-ES / 075CR-ES

Finiture - Finishes **EUR**



ZAER091 Chiavetta per aeratore per artt. ZAER120
Key for aerator for artt. ZAER120

Finiture - Finishes **EUR**



- ZAST045** Asta con snodino Ø4 mm piegata per artt. 075-085-135-305
Bent rod Ø 4 mm with knob for artt. 075-085-135-305
- ZAST023** Snodo in ABS per asta scarico per artt. 075-085-135-305
ABS articulation for rod connection for artt. 075-085-135-305

Finiture - Finishes **EUR**
CR



- ZBAS012** Basetta ottone con OR per art. 183
Brass base with OR for art. 183
- ZBAS038** Basetta in metallo con OR per art. 180
Metal base with OR for art. 180

Finiture - Finishes **EUR**
CR



- ZBOC102** Bocca a muro Ø18 x l.120 mm con piastra Ø70 mm compatibile con artt. 101..70-103..70
Wall spout Ø18 x l.120 mm with wall plate Ø70 mm compatible with art. 101..70-103..70
- ZBOC092** Bocca a muro Ø18 x l.175 mm con piastra Ø70 mm per art. 101..70
Wall spout Ø18 x l.175 mm with wall plate Ø70 mm for art. 101..70
- ZBOC093** Bocca a muro Ø18 x l.245 mm con piastra Ø70 mm per art. 103..70
Wall spout Ø18 x l.245 mm with wall plate Ø70 mm for art. 103..70

Finiture - Finishes **EUR**
CR

new



- ZBOC137** Bocca a muro Ø18 x l.178 mm per art. 105..70
Wall spout Ø18 x l.178 mm for art. 105..70
- ZBOC138** Bocca a muro Ø18 x l.248 mm per art. 106..70
Wall spout Ø18 x l.248 mm for art. 106..70

Finiture - Finishes **EUR**
CR



- ZCAL003** Calotta per miscelatori a parete per artt. 022-023-026-161-168-168D-302
Nut for wall mounted mixers for artt. 022-023-026-161-168-168D-302

Finiture - Finishes **EUR**
CR



- ZCANAO22** Canna tubo serpente interasse 190 mm con aeratore per artt. 161-302
Tube snake spout with aerator for artt. 161-302, distance between centres 190 mm

Finiture - Finishes **EUR**
CR










- ZCANA126** Canna tubo ombrello Ø22 mm interasse 186 mm, con aeratore per art. 180
Complete tube spout Ø22 mm with aerator, distance between centres 186 mm, for art. 180

Finiture - Finishes **EUR**
CR



- ZCAP066** Cappuccio per deviatore per artt. 018-019
Cover for diverter for artt. 018-019

Finiture - Finishes **EUR**
CR

		<u>Finiture - Finishes</u>	<u>EUR</u>
	ZCAP010 Cappuccio sottoleva in ABS per artt. 022-023-026-071-071K-075-071ES-075ES-081-081K-085-131-131K-135-182-161-168-168D-301-302-303-305 ABS underlever cover for artt. 022-023-026-071-071K-075-071ES-075ES-081-081K-085-131-131K-135-182-161-168-168D-301-302-303-305	CR	
	ZCAP034 Cappuccio sottoleva in metallo per artt. 010-015-018-019-101..70--103..70-105..70-106..70-183 / BOX010-015 Metal underlever cover for artt. 010-015-018-019-101..70--103..70-105..70-106..70-183 / BOX010-015	CR	
	ZCAP058 Cappuccio sottoleva ABS per 180 ABS underlever cover for artt. 180	CR	
<hr/>			
	ZDEV048 Deviatore completo per miscelatore incasso art. 015 Diverter for concealed mixer art. 015	CR	
<hr/>			
	ZDEV088.. V Deviatore con valvolina antiritorno per miscelatore vasca esterno per artt. 022-023-026 Diverter with check-valve for bath/shower mixer for artt. 022-023-026	CR	
<hr/>			
	ZDEV100 Deviatore completo per art. BOX015 Complete diverter for art. BOX015	CR	
<hr/>			
	ZDOC081 Doccia Trieste Bis (monogetto) in ABS per artt. 023-026-168D Trieste Bis ABS hand-shower (single spray) for artt. 023-026-168D	CR	
<hr/>			
	ZDOC114 Doccia Green (2 getti) in ABS con valvolina antiritorno per art. 183 Green ABS hand-shower (two spray-functions) with check-valve for art. 183	CR	
<hr/>			
	ZECC029 Eccentrico con rosone 1/2"x 3/4" per miscelatori a parete per artt. GREEN Adjustable centre 1/2"x 3/4" for wall mounted mixers for artt. GREEN	CR	



- ZFIS007** Set fissaggio per art. 183
Fixing set for art. 183
- ZFIS008** Set fissaggio per artt. 071-071K-075-081-081K-085-131-131K-135-182-301-303-305 / 071CR-ES / 075CR-ES
Fixing set for artt. 071-071K-075-081-081K-085-131-131K-135-182-301-303-305 / 071CR-ES / 075CR-ES
- ZFIS087** Set fissaggio per art. 180
Fixing set for art. 180

Finiture - Finishes **EUR**



- ZFLO001** Flessibile 1/2"x1/2" mm.1500 con calotta conica doppia aggraffatura per artt. 023-168D
Double fastened longlife metal flexible hose 1/2"x1/2" mm.1500 with conical nut for artt. 023-168D
- ZFLO005** Flessibile G1/2" x G1/2" L. 1500 mm per artt. 023-168D
G1/2" x G1/2" L. 1500 mm flexible hose for artt. 023-168D

Finiture - Finishes **EUR**

CR

CR



- ZFLO011** Flex nylon grigio 1500 mm G1/2" x M15x1 con peso ecologico per art. 183
Nylon flexible hose 1500 mm G1/2" x M15x1 with weight for art. 183

Finiture - Finishes **EUR**

CR



- ZFLX021** Set 3 flex inox per art. 183
Set of 3 stainless steel hoses for art. 183
- ZFLX069** Set flessibili inox M8x1 F3/8" 350 mm con guarnizione (2 pezzi) per artt. 081-081K-085
Set of 2 stainless steel hoses M8x1 F3/8" 350 mm with gaskets for artt. 081-081K-085
- ZFLX098** Set flessibili inox M10x1 F3/8" 400 mm con guarnizione (2 pezzi) per artt. 071-071K-075-131-131K-135-180-182-301-303-305 / 071CR-ES / 075CR-ES
Set of 2 stainless steel hoses M10x1 F3/8" 400 mm with gaskets for artt. 071-071K-075-131-131K-135-180-182-301-303-305 / 071CR-ES / 075CR-ES

Finiture - Finishes **EUR**

CR

CR

CR



- ZGHI003** Ghiera ferma cartuccia per artt. 022-023-026-071-071K-075-071ES-075ES-081-081K-085-131-131K-135-182-161-168-168D-301-302-303-305
Cartridge fastening ring nut for artt. 022-023-026-071-071K-075-071ES-075ES-081-081K-085-131-131K-135-182-161-168-168D-301-302-303-305
- ZGHI010** Ghiera ferma cartuccia per artt. 010-015-018-019-101..70-103..70-105..70-106..70-183 / BOX010-015
Cartridge fastening ring nut for artt. 010-015-018-019-101..70-103..70-105..70-106..70-183 / BOX010-015
- ZGHI021** Ghiera ferma cartuccia per art. 180
Cartridge fastening ring nut for art. 180

Finiture - Finishes **EUR**

Finiture - Finishes EUR



ZGHI027 Ghiera per deviatore M37x1.5 per artt. 018-019
M37x1.5 ring nut for diverter for artt. 018-019

Finiture - Finishes EUR



ZLEV168 Leva GREEN metallo Ø42 mm per artt. 010-015-018-019-022-023-026-101..70-103..70-105..70-106..70-161-168-168D-183-302 / BOX010-015
GREEN metal lever Ø42 mm for artt. 010-015-018-019-022-023-026-101..70-103..70-105..70-106..70-161-168-168D-183-302 / BOX010-015

CR

ZLEV169 Leva GREEN metallo Ø48 mm per artt. 071-071K-075-081-081K-085-131-131K-135-182-301-303-305 / 071CR-ES / 075CR-ES
GREEN metal lever Ø48 mm for artt. 071-071K-075-081-081K-085-131-131K-135-182-301-303-305 / 071CR-ES / 075CR-ES

CR

ZLEV197 Leva GREEN metallo Ø42 mm **rovesciata** per art. 180
Reverse GREEN metal lever Ø42 mm for art. 180

CR

new




ZLEV223 Leva clinica per artt. 301-302-303-305
Clinical lever for artt. 301-302-303-305

Finiture - Finishes EUR

CR

Finiture - Finishes EUR



ZMAN130 Maniglia per cartuccia deviatore per artt.019
Complete handle for diverter cartridge for artt. 019

CR

ZMAN138 Maniglia per cartuccia deviatore per art. 018
Complete handle for diverter cartridge for art. 018

CR

Finiture - Finishes EUR



ZPIA007 Piastra con guarnizione 1 foro per artt. 010 / Ø116 mm
One-hole wall plate with gasket for artt. 010 / Ø116 mm

CR

Finiture - Finishes EUR



ZPIA072 Piastra tonda in ABS 1 foro con OR per artt. BOX010 / Ø173 mm
ABS round one-hole wall plate with OR for artt. BOX010 / Ø173mm


CR

Finiture - Finishes EUR



ZPIA074 Piastra tonda in ABS 2 fori con OR per artt. BOX015 / Ø173 mm
ABS round two-hole wall plate with OR for artt. BOX015 / Ø173mm

CR

	ZPIA076 Piastra tonda 2 fori con guarnizioni per art. 015 / Ø200 mm Round two-hole wall plate with gaskets for art. 015 / Ø200mm	Finiture - Finishes EUR CR
	ZPIA082 Piastra in metallo con guarnizione per miscelatore per artt.101..70-103..70-105..70-106..70 / Ø70 mm One-hole metal wall plate with gaskets for mixer for artt.101..70-103..70-105..70-106..70 / Ø70 mm	Finiture - Finishes EUR CR
	ZPIA088 Piastra con guarnizioni per miscelatore incasso (2 uscite) per art. 018 / Ø200 mm Wall plate with gaskets for concealed shower mixer (2 outlets) for art. 018 / Ø200 mm ZPIA089 Piastra con guarnizioni per miscelatore incasso (3 uscite) per art. 019 / Ø200 mm Wall plate with gaskets for concealed shower mixer (3 outlets) for art. 019 / Ø200 mm	Finiture - Finishes EUR CR CR
	ZPIA092 Piastra in metallo con guarnizione per bocca per artt. 101..70-103..70-105..70-106..70 / Ø70 mm One-hole wall plate with gasket for spout for artt. 101..70-103..70-105..70-106..70 / Ø70 mm	Finiture - Finishes EUR CR
	ZRAC002 Raccordo 3/4" con OR per artt. 161-302 3/4" connection with OR for artt. 161-302	Finiture - Finishes EUR CR
	ZRAC004 Raccordo 1/2" con OR per artt. 168-168D 1/2" connection with OR for artt. 168-168D	Finiture - Finishes EUR CR
	ZSED015 Sede per miscelatori a parete per artt. 022-023-026-161-168-168D-302 Wall mounted mixers seat for artt. 022-023-026-161-168-168D-302	Finiture - Finishes EUR CR
	ZSET002 Set OR / anello tagliato per art. 182 Kit of OR / cut ring for art. 182 ZSET080 Set OR e fissaggio per canna per art. 180 OR and fixing set for spout for art. 180 ZSET016 Set OR / anello tagliato per artt. 161-302 Kit of OR / cut ring for artt. 161-302	Finiture - Finishes EUR



- ZVIT092** Cartuccia deviatore (2 uscite) Ø32 mm per art. 018
Diverter cartridge (2 outlets) Ø32 mm for art. 018
- ZVIT091** Cartuccia deviatore (3 uscite) Ø32 mm per art. 019
Diverter cartridge (3 outlets) Ø32 mm for art. 019
-

red

ESSENZIALE

Linee moderne ed essenziali per un prodotto che rappresenta il più alto esempio di sodalizio tra bellezza e convenienza. La serie RED si distingue infatti per le sue forme lineari ed armoniche in perfetta sintonia con il contenimento dei costi, sia da un punto di vista produttivo che sul piano dei consumi.

Il lavabo della serie è disponibile anche nella versione con cartuccia **ENERGY WATER SAVING**, grazie alla quale è possibile ottenere un duplice risparmio energetico: l'apertura della leva al primo scatto consente erogazione di sola acqua fredda e in ridotta quantità, mentre per ottenere l'acqua calda è necessario ruotare la leva verso sinistra e per avere più portata è necessario alzare la leva oltre l'ECO-STOP.

ESSENTIALITY

*Modern and essential lines for a product that represents the highest example of association between beauty and convenience. The RED series is distinguished by its harmonic and linear forms in perfect harmony with the costs containment, both from a production point of view than in terms of consumption. The basin mixer of the series is also available with **ENERGY WATER SAVING** cartridge, thanks to which you can get a dual energy saving: the opening of the lever to the first detent allows only cold water supply in small quantity, while for obtaining hot water it is necessary to rotate the lever to the left and to have more flow rate is necessary to raise the lever beyond the ECO-STOP.*



FINITURE FINISHES


La serie **RED** è disponibile nelle seguenti finiture:
RED range is available in the following finishes:

CR cromato
chrome plated

RISPARMIO ENERGETICO E IDRICO ENERGY & WATER SAVING



cold start

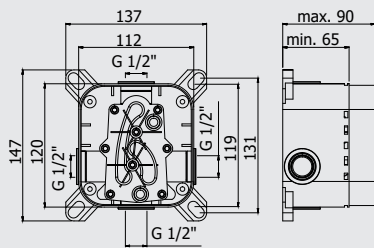


Video istruzioni Pbox
Pbox video instructions



*Da abbinare solo con
RED BOX010 - RED BOX015

*To be completed only with
RED BOX010 - RED BOX015



Set incasso universale per miscelatori doccia completo di:

- corpo incasso
- box

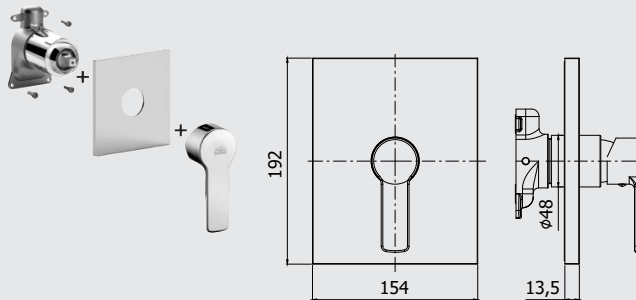
Universal concealed Box for mixers complete with:

- concealed body
- box

PBOX 001

Finiture - Finishes **EUR**

senza set esterno
without external set



*Da abbinare solo con
PBOX 001

*To be completed only with
PBOX 001

Set esterno miscelatore incasso doccia (1 uscita) completo di:

- corpo miscelatore
- piastra in ABS 154x192mm e leva

External set for concealed shower mixer (1 outlet) complete with:


- mixer body
- ABS wall plate 154x192mm and lever

RED BOX010..

Finiture - Finishes **EUR**

senza deviatore
without diverter

CR

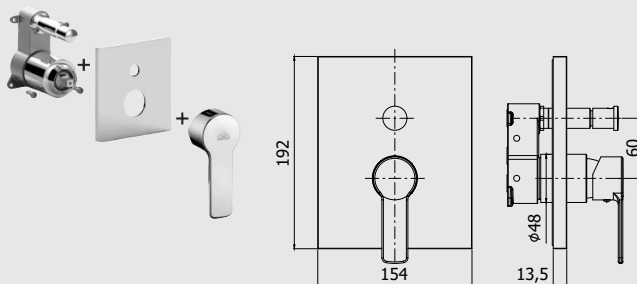


ZPRO BOX010..

Prolunga per art. BOX010

- H30mm
- Extension for art. BOX010
- H30mm

CR



*Da abbinare solo con
PBOX 001

*To be completed only with
PBOX 001

Set esterno miscelatore incasso doccia (2 uscite) completo di:

- corpo miscelatore
- piastra in ABS 154x192mm e leva

External set for concealed shower mixer (2 outlets) complete with:


- mixer body
- ABS wall plate 154x192mm and lever

RED BOX015..

Finiture - Finishes **EUR**

con deviatore a pulsante
with push diverter

CR

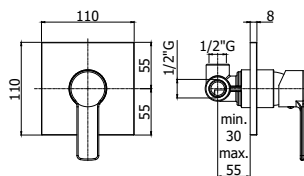


ZPRO BOX015..

Prolunga con deviatore per art. BOX015

- H30mm
- Extension with diverter for art. BOX015
- H30mm

CR



Miscelatore incasso doccia (1 uscita) completo di:
 • piastra 110x110mm
 • attacchi 1/2"G
 Concealed shower mixer (1 outlet) complete with:
 • wall plate 110x110mm
 • 1/2"G connections

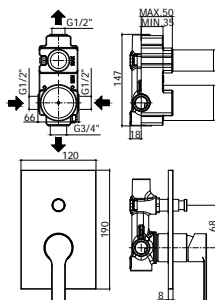
RED 010.. Finiture - Finishes EUR
 senza deviatore CR
 without diverter CR/M



ZPRO 013..
 Prolunga per art. 010 CR
 • H43mm
 Extension for art. 010
 • H43mm


* Per set incasso/esterno separati (v. capitolo Incassi Projects)
 * For concealed/external set divided (see Concealed mixer Projects chapter)

* CR con piastra ABS - CR/M con piastra in Acciaio inox
 * CR with ABS wall plate - CR/M with Stainless steel wall plate



Miscelatore incasso doccia (2 uscite) completo di:
 • piastra 120x190mm
 • attacchi calda/fredda e superiore 1/2"G - attacco inferiore 3/4"G
 Concealed shower mixer (2 outlets) complete with:
 • wall plate 120x190mm
 • 1/2"G hot/cold and upper connections - 3/4"G lower connection

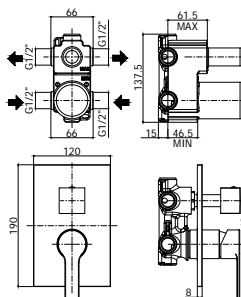

RED 015.. Finiture - Finishes EUR
 con deviatore a pulsante CR
 with push diverter CR/M



ZPRO 028..
 Prolunga con deviatore per art. 015 CR
 • H30mm
 Extension with diverter for art. 015
 • H30mm

* Per set incasso/esterno separati (v. capitolo Incassi Projects)
 * For concealed/external set divided (see Concealed mixer Projects chapter)

* CR con piastra ABS - CR/M con piastra in Acciaio inox
 * CR with ABS wall plate - CR/M with Stainless steel wall plate



Miscelatore incasso doccia (2 uscite) completo di:
 • piastra 120x190mm
 • attacchi 1/2"G
 Concealed shower mixer (2 outlets) complete with:
 • wall plate 120x190mm
 • 1/2"G connections

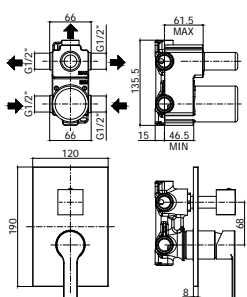

RED 018.. Finiture - Finishes EUR
 con cartuccia deviatore (2 uscite + 1 CR
 posizione combinata) CR/M
 with diverter cartridge (2 outlets + 1
 combined position)



ZPRO 068..
 Prolunga con deviatore per artt. 018-019 CR
 • H30mm
 Extension with diverter for artt. 018-019
 • H30mm

* Per set incasso/esterno separati (v. capitolo Incassi Projects)
 * For concealed/external set divided (see Concealed mixer Projects chapter)

* CR con piastra ABS - CR/M con piastra in Acciaio inox
 * CR with ABS wall plate - CR/M with Stainless steel wall plate



Miscelatore incasso doccia (3 uscite) completo di:
 • piastra 120x190mm
 • attacchi 1/2"G
 Concealed shower mixer (3 outlets) complete with:
 • wall plate 120x190mm
 • 1/2"G connections

RED 019.. Finiture - Finishes EUR
 con cartuccia deviatore (3 uscite + 3 CR
 posizioni combinate) CR/M
 with diverter cartridge (3 outlets + 3
 combined positions)

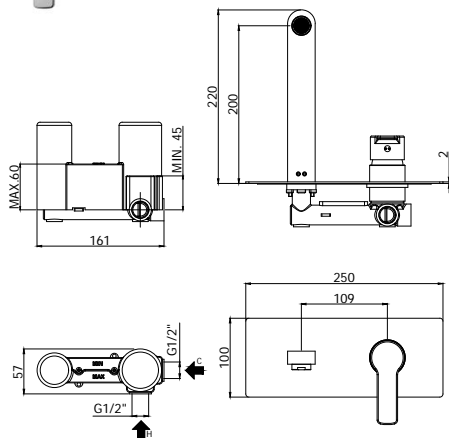


ZPRO 068..
 Prolunga con deviatore per artt. 018-019 CR
 • H30mm
 Extension with diverter for artt. 018-019
 • H30mm

* Per set incasso/esterno separati (v. capitolo Incassi Projects)
 * For concealed/external set divided (see Concealed mixer Projects chapter)

* CR con piastra ABS - CR/M con piastra in Acciaio inox
 * CR with ABS wall plate - CR/M with Stainless steel wall plate

red



Miscelatore incasso lavabo completo di:

- piastra in acciaio inox 250x100mm
- attacchi 1/2" G

Concealed single lever basin mixer complete with:

- stainless steel wall plate 250x100mm
- 1/2" G connections

RED 104..

con bocca e aeratore M24x1 - l. 150mm
with spout and aerator M24x1 - l. 150mm

Finiture - Finishes EUR

CR

RED 105..

con bocca e aeratore M24x1 - l. 200mm
with spout and aerator M24x1 - l. 200mm

CR

RED 106..

con bocca e aeratore M24x1 - l. 240mm
with spout and aerator M24x1 - l. 240mm

CR



ZPRO 057..

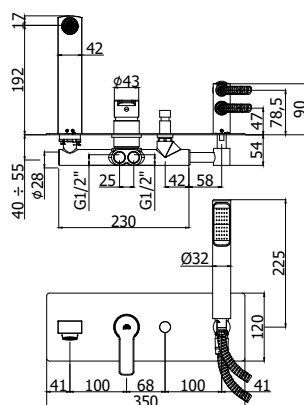
Prolunga per artt. 104-105-106

- H20mm

Extension for artt. 104-105-106

- H20mm

CR



Miscelatore incasso vasca/doccia (2 uscite) completo di:

- piastra in acciaio inox 350x120mm
- bocca con aeratore M28x1
- doccia e flessibile
- attacchi 1/2" G

Concealed bath/shower mixer (2 outlets) complete with:

- stainless steel wall plate 350x120mm
- spout with aerator M28x1
- hand shower and flexible hose
- 1/2" G connections

RED 001..

con deviatore a pulsante
with push diverter

Finiture - Finishes EUR

CR

RED 0056..


Prolunga con deviatore per art. 001

- H20mm

Extension with diverter for art. 001

- H20mm

CR



ZPRO 056..

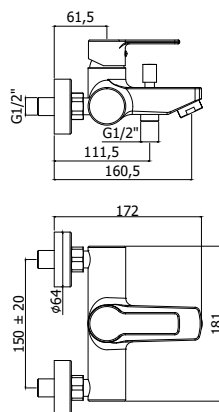
Prolunga con deviatore per art. 001

- H20mm

Extension with diverter for art. 001

- H20mm

CR



Miscelatore vasca/doccia con deviatore completo di:

- aeratore M28x1
- set 2 eccentrici 1/2"x3/4" G e rosoni

Bath/shower mixer with diverter complete with:

- aerator M28x1
- set of 2 S-wall-unions 1/2"x3/4" G and wall-plates

RED 022..

senza set doccia
without shower set

Finiture - Finishes EUR

CR

RED 023..

con supporto a muro snodato normale
con doccia e flessibile
with standard swivelling wall bracket
with hand-shower and flexible hose

CR

RED 024..

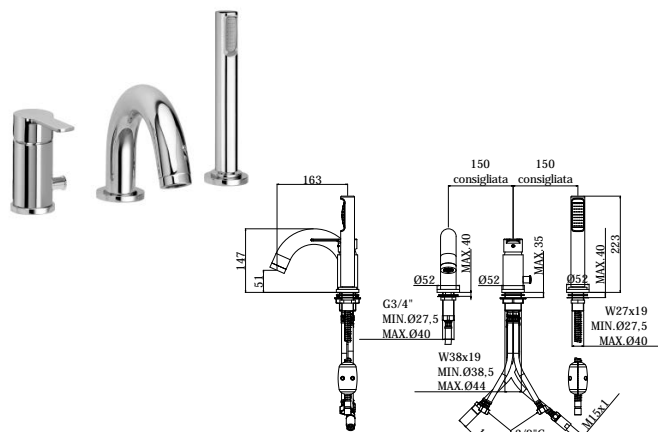
con supporto a muro snodato Stick
con doccia Lance e flessibile
with Stick wall bracket
with Lance hand-shower and flexible hose

CR

RED 026..

con supporto a muro fisso in ABS
con doccia e flessibile
with ABS fixed wall bracket
with hand-shower and flexible hose

CR



Miscelatore bordo vasca con deviatore completo di:

- set 5 flex inox per miscelatore
- doccia e flessibile con piombo

Deck mounted mixer with diverter complete with:

- set of 5 stainless steel hoses for mixer
- hand-shower and flexible hose with weight

RED 041L..

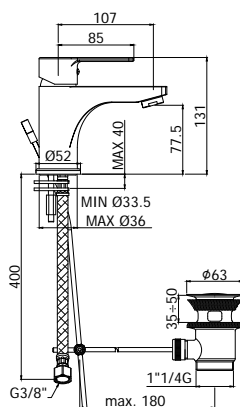
senza bocca erogazione (2 fori)
without spout (2 holes)

Finiture - Finishes **EUR**
CR

RED 040L..

con bocca e aeratore M28x1 (3 fori)
with spout and aerator M28x1 (3 holes)

CR



Miscelatore lavabo completo di:

- cartuccia Energy & Water Saving
- aeratore M24x1 con riduttore di portata
- set 2 flessibili inox 3/8"G

Wash basin mixer complete with:

- Energy & Water Saving cartridge
- aerator M24x1 with flow reducer
- set of 2 stainless steel hoses 3/8"G

RED 071CR-EWS

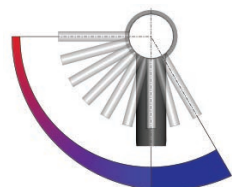
senza scarico
without pop up waste

Finiture - Finishes **EUR**
CR

RED 075CR-EWS

con scarico automatico 1"1/4G
with 1"1/4G pop up waste

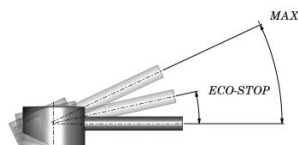
CR



ENERGY SAVING

Risparmia energia, perchè apre al centro e dà acqua fredda, mentre l'acqua calda esce solo con il movimento della leva verso sinistra.

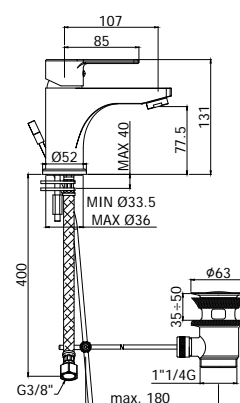
It saves energy delivering cold water from middle position already; hot water comes out with handle left movement only.



WATER SAVING

Risparmia acqua, perchè dobbiamo vincere un'altra resistenza in apertura per avere più portata d'acqua (funge da deterrente contro l'inconsapevole apertura completa dell'acqua).

It saves water, because user must override "resistance bump" to obtain high flow - acts as deterrent to unconsciously turning handle on to full flow position regardless of water requirement.



Miscelatore lavabo completo di:

- aeratore M24x1
- set 2 flessibili inox 3/8"G

Wash basin mixer complete with:

- aerator M24x1
- set of 2 stainless steel hoses 3/8"G

RED 071..

senza scarico
without pop up waste

Finiture - Finishes **EUR**
CR

RED 070..

con scarico automatico 1"G
with 1"G pop up waste

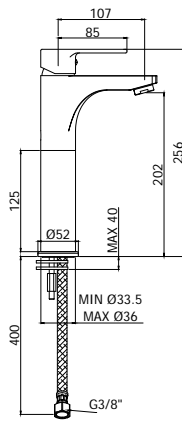
CR

RED 075..

con scarico automatico 1"1/4G
with 1"1/4G pop up waste

CR

red




Miscelatore lavabo completo di:
 • aeratore M24x1
 • set 2 flessibili inox 3/8" G
 Wash basin mixer complete with:
 • aerator M24x1
 • set of 2 stainless steel hoses 3/8" G

RED 071.. 120

senza scarico
 • con prolunga 125 mm
 without pop up waste
 • with extension 125 mm

Finiture - Finishes **EUR**
 CR

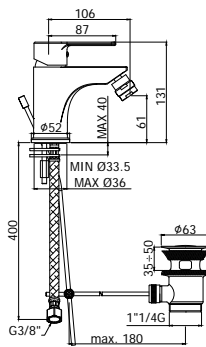


Prolunga per lavabo completa di:
 • set fissaggio L.190 mm
 • set 2 flessibili inox 3/8" G x L.600 mm
 Extension for wash basin mixer complete with:
 • fixing set L.190 mm
 • set of 2 stainless steel hoses 3/8" G x L.600 mm

ZPRO 125..

per art. 071..120
 • H125mm
 for art. 071..120
 • H125mm

Finiture - Finishes **EUR**
 CR



Miscelatore bidet completo di:
 • con snodo e aeratore M24x1
 • set 2 flessibili inox 3/8" G
 Bidet mixer complete with:
 • with swivel joint and aerator M24x1
 • set of 2 stainless steel hoses 3/8" G

RED 131..

senza scarico
 without pop up waste

RED 130..

con scarico automatico 1" G
 with 1" G pop up waste

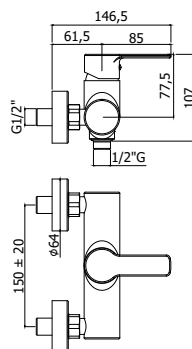
RED 135..

con scarico automatico 1"1/4 G
 with 1"1/4 G pop up waste

Finiture - Finishes **EUR**
 CR

CR

CR



Miscelatore doccia completo di:
 • set 2 eccentrici 1/2"x3/4" G e rosoni
 Shower mixer complete with:
 • set of 2 S-wall-unions 1/2"x3/4" G and wall-plates

RED 168..

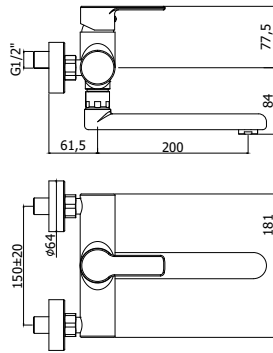
senza set doccia
 • con attacco inferiore 1/2" G
 without shower set
 • with 1/2" G lower connection

RED 168D..

con supporto a muro snodato normale
 • con doccia Trieste Bis e flessibile
 with standard swivelling wall bracket
 • with Trieste Bis hand-shower and flexible hose

Finiture - Finishes **EUR**
 CR

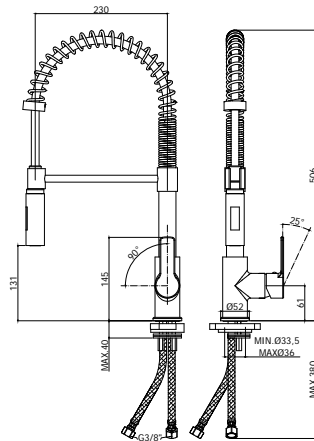
CR



Miscelatore lavello a muro completo di:
 • aeratore M24x1
 • attacchi 1/2"G
 Wall sink mixer complete with:
 • aerator M24x1
 • 1/2"G connections

RED 161..
 con canna tubo diritta orientabile - l.200mm
 with swivel tube straight spout - l.200mm

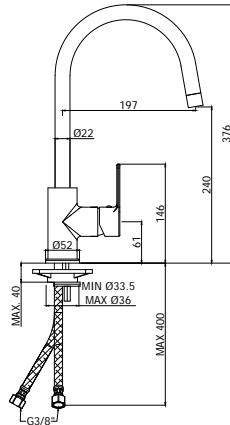
Finiture - Finishes **EUR**
CR



Miscelatore lavello monoforo con canna orientabile completo di:
 • doccia Minimal (2 getti) in ABS
 • set 2 flessibili inox 3/8"G
 One-hole sink mixer with swivelling spout complete with:
 • Minimal ABS hand-shower (two spray-functions)
 • set of 2 stainless steel hoses 3/8"G

RED 179..
 Professional
 Professional

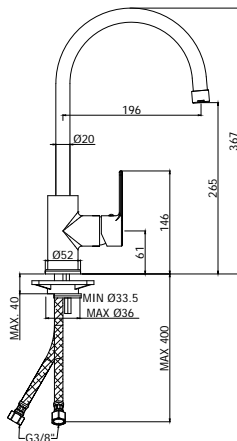
Finiture - Finishes **EUR**
CR



Miscelatore lavello monoforo completo di:
 • aeratore M22x1F
 • set 2 flessibili inox 3/8"G
 One-hole sink mixer complete with:
 • aerator M22x1F
 • set of 2 stainless steel hoses 3/8"G

RED 180..
 con canna orientabile Ø22mm
 with swivelling spout - Ø22mm

Finiture - Finishes **EUR**
CR

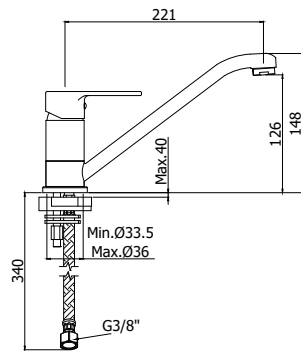


Miscelatore lavello monoforo completo di:
 • aeratore M24x1
 • set 2 flessibili inox 3/8"G
 One-hole sink mixer complete with:
 • aerator M24x1
 • set of 2 stainless steel hoses 3/8"G

RED 181..
 con canna orientabile Ø20mm
 with swivelling spout - Ø20mm

Finiture - Finishes **EUR**
CR

red



Miscelatore lavello monoforo con canna orientabile completo di:

- aeratore M24x1
- set 2 flessibili inox 3/8" G

One-hole sink mixer with swivelling spout complete with:

- aerator M24x1
- set of 2 stainless steel hoses 3/8" G

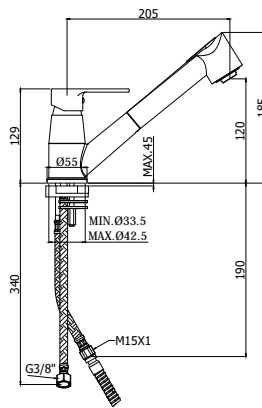
RED 182T..

Finiture - Finishes

EUR

con canna tubo
with tube spout

CR



Miscelatore lavello monoforo con canna orientabile completo di:

- set 2 flessibili inox 3/8" G
- 1 flessibile inox M15x1
- 1 flessibile nylon 1/2" G x M15x1 cm. 150 con piombo

One-hole sink mixer with swivelling spout complete with:

- set of 2 stainless steel hoses 3/8" G
- 1 stainless steel hose M15x1
- 1/2" M15x1 / L.1500 mm nylon hose with weight

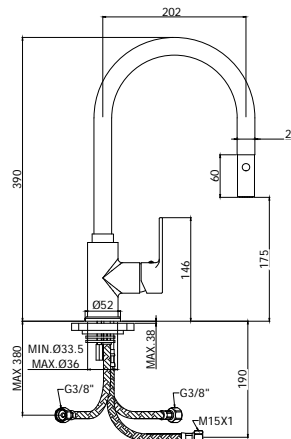
RED 183..

Finiture - Finishes

EUR

con doccia estraibile (2 getti) in ABS
with (two-spray) ABS pull out hand-
shower

CR



Miscelatore lavello monoforo con canna orientabile completo di:

- set 2 flessibili inox 3/8" G
- 1 flessibile inox M15x1
- 1 flessibile nylon 1/2" G x M15x1 cm. 150 con piombo

One-hole sink mixer with swivelling spout complete with:

- set of 2 stainless steel hoses 3/8" G
- 1 stainless steel hose M15x1
- 1/2" M15x1 / L.1500 mm nylon hose with weight

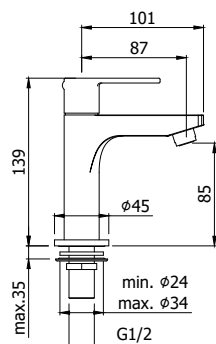
RED 285..

Finiture - Finishes

EUR

con doccia estraibile (2 getti) in metallo
with (two-spray) metal pull out hand-
shower

CR



Rubinetto lavabo completo di:

- aeratore M18x1
- vitone ceramico
- attacco 1/2" G

Basin tap complete with:

- aerator M18x1
- ceramic disc valve
- 1/2" G connection

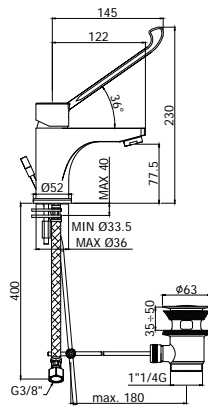
RED 090..

Finiture - Finishes

EUR

solo acqua fredda
cold water only

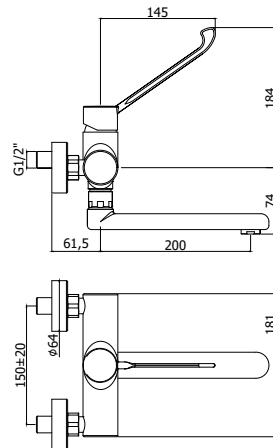
CR



Miscelatore lavabo con **leva clinica** completo di:
 • aeratore M24x1
 • set 2 flessibili inox 3/8"G
 Wash basin mixer with **clinical lever** complete with:
 • aerator M24x1
 • set of 2 stainless steel hoses 3/8"G

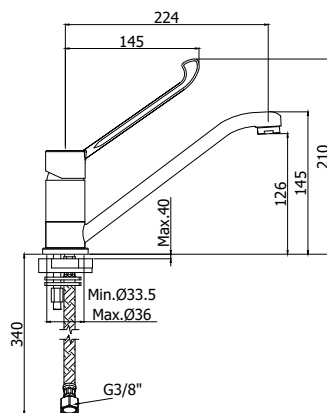
RED 301.. **Finiture - Finishes** **EUR**
 senza scarico **CR**
 without pop up waste

RED 305..
 con scarico automatico 1"1/4G **CR**
 with 1"1/4G pop up waste



Miscelatore lavello a muro con **leva clinica** completo di:
 • aeratore M24x1
 • attacchi 1/2"G
 Wall sink mixer with **clinical lever** complete with:
 • aerator M24x1
 • 1/2"G connections

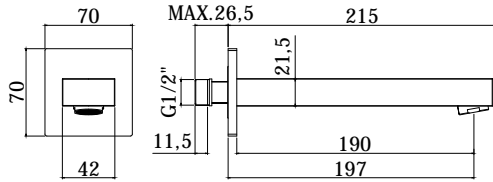

RED 302.. **Finiture - Finishes** **EUR**
 con canna tubo diritta orientabile - **CR**
 l.200mm
 with swivel tube straight spout - l.200mm



Miscelatore lavello monoforo con **leva clinica** completo di:
 • aeratore M24x1
 • set 2 flessibili inox 3/8"G
 One-hole sink mixer with **clinical lever** complete with:
 • aerator M24x1
 • set of 2 stainless steel hoses 3/8"G

RED 303.. **Finiture - Finishes** **EUR**
 con canna tubo **CR**
 with tube spout

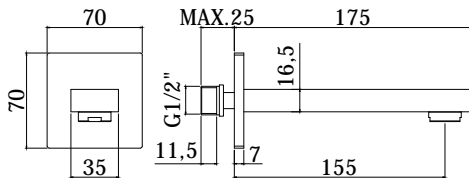
red



- Bocca a muro completa di:
- aeratore M28x1
 - piastra in metallo 70x70mm
 - attacco 1/2"G
- Wall spout complete with:
- aerator M28x1
 - metal wall plate 70x70mm
 - 1/2"G connection

ZBOC 111..
con lunghezza l. 197mm
• larghezza l. 42mm
with length l. 197mm
• width l. 42mm

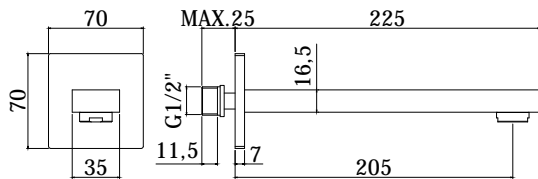
Finiture - Finishes **EUR**
CR



- Bocca a muro completa di:
- aeratore M24x1
 - piastra in metallo 70x70mm
 - attacco 1/2"G
- Wall spout complete with:
- aerator M24x1
 - metal wall plate 70x70mm
 - 1/2"G connection

ZBOC 123.. RED
con lunghezza l. 155mm
• larghezza l. 35mm
with length l. 155mm
• width l. 35mm

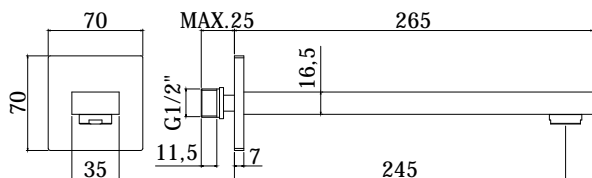

Finiture - Finishes **EUR**
CR



- Bocca a muro completa di:
- aeratore M24x1
 - piastra in metallo 70x70mm
 - attacco 1/2"G
- Wall spout complete with:
- aerator M24x1
 - metal wall plate 70x70mm
 - 1/2"G connection

ZBOC 124.. RED
con lunghezza l. 205mm
• larghezza l. 35mm
with length l. 205mm
• width l. 35mm

Finiture - Finishes **EUR**
CR



- Bocca a muro completa di:
- aeratore M24x1
 - piastra in metallo 70x70mm
 - attacco 1/2"G
- Wall spout complete with:
- aerator M24x1
 - metal wall plate 70x70mm
 - 1/2"G connection

ZBOC 125.. RED
con lunghezza l. 245mm
• larghezza l. 35mm
with length l. 245mm
• width l. 35mm

Finiture - Finishes **EUR**
CR



- ZA91103R** Cartuccia completa Ø 35 mm con distributore con regolazione per artt. 022-023-024-026-070-071-071CR120-075-130-131-135-161-168-168D-301-302-305
Complete cartridge Ø 35 mm with distributor with regulation for artt. 022-023-024-026-070-071-071CR120-075-130-131-135-161-168-168D-301-302-305
- ZA91260** Cartuccia completa Ø 35 mm Energy & Water Saving con distributore senza regolazione per artt. 071CR-EWS / 075CR-EWS
Complete cartridge Ø 35 mm Energy & Water Saving with distributor without regulation for artt. 071CR-EWS / 075CR-EWS
- ZA91290** Cartuccia completa Ø 35 mm con distributore per artt. 179-180-181
Complete cartridge Ø 35 mm with distributor for artt. 179-180-181



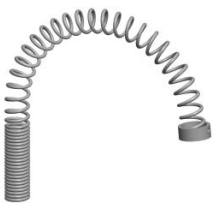
- ZA91104R** Cartuccia completa Ø 35 mm senza distributore con regolazione per artt. 001-010-015-018-019-040L-041L-104-105-106-182T-183-303-BOX010-015
Complete cartridge Ø 35 mm without distributor with regulation for artt. 001-010-015-018-019-040L-041L-104-105-106-182T-183-303-BOX010-015
- ZA91151** Cartuccia completa Ø 35 mm senza distributore per art. 285
Complete cartridge Ø 35 mm without distributor for art. 285



- ZACC146** Valvolina antiritorno Ø15 mm per artt. ZDEV088..V-ZRAC004
Check-valve Ø15 mm for artt. ZDEV088..V-ZRAC004
- ZACC232** Valvolina antiritorno Ø14 mm per artt. ZDOC069-ZDOC090-ZDOC091
Check-valve Ø14 mm for artt. ZDOC069-ZDOC090-ZDOC091










- ZACC216** Distanziale supporto doccia interasse 230 mm per art. 179
Hand-shower bracket - distance between centres 230 mm - for art. 179



















- ZACC217** Molla filo Ø 4 mm con raccordo per art. 179
Spring Ø 4 mm with connection for art. 179










- ZAER001** Aeratore Ø 22x1F per art. 181
Aerator Ø 22x1F for art. 181
- ZAER002** Aeratore Ø 24x1M per artt. 070-071-075-101-130-131-135-161-182T-301-302-303-305-ZBOC123-ZBOC124-ZBOC125-ZBOC126-ZBOC127-ZBOC128
Aerator Ø 24x1M for artt. 070-071-075-101-130-131-135-161-182T-301-302-303-305-ZBOC123-ZBOC124-ZBOC125-ZBOC126-ZBOC127-ZBOC128
- ZAER003** Aeratore Ø 28x1M per artt. 001-022-023-024-026-ZBOC065-ZBOC098-ZBOC099-ZBOC111
Aerator Ø 28x1M for artt. 001-022-023-024-026-ZBOC065-ZBOC098-ZBOC099-ZBOC111
- ZAER020** Aeratore completo Ø 18 mm per art. 090
Complete aerator Ø 18 mm for art. 090
- ZAER033** Aeratore Ø 22x1F per art. 180
Aerator Ø 22x1F for art. 180
- ZAER059** Aeratore Ø 24x1M per artt. 071CR-EWS / 075CR-EWS
Aerator Ø 24x1M for artt. 071CR-EWS / 075CR-EWS

		Finiture - Finishes	EUR
	ZAER006	Snodo con aeratore Ø 24x1M per artt. 130-131-135 Joint with aerator Ø 24x1M for artt. 130-131-135	CR
	ZAER040	Aeratore per bocca art. 040L Aerator for spout art. 040L	CR
	ZAST046	Asta pomolo snodino Ø 4 mm piegata per artt. 070-075-130-135-305 Bent rod Ø 4 mm with knob for artt. 070-075-130-135-305	CR
	ZAST023	Snodo in ABS per asta scarico ABS articulation for rod connection	
	ZBAS012	Basetta ottone con OR per art. 183 Brass base with OR for art. 183	CR
	ZBAS038	Basetta metallo con OR per miscelatore artt. 071CR-EWS / 075CR-EWS / 070-071-071CR120-075-130-131-135-179-180-181-285-301-305 Brass base with OR for mixer artt. 071CR-EWS / 075CR-EWS / 070-071-071CR120-075-130-131-135-179-180-181-285-301-305	CR
	ZBAS088	Basetta ottone con OR per art. 090 Brass base with OR for art. 090	CR
	ZBAS093	Basetta per deviatore bordo vasca per art. 043 Metal base for diverter for art. 043	CR
	ZBAS094	Basetta ottone con OR per artt. 182T-303 Brass base with OR for artt. 182T-303	CR
	ZBAS040	Basetta per corpo miscelatore bordo vasca art. 040L-041L Brass base for mixer body on artt. 040L-041L	CR
	ZBAS041	Basetta per bocca art. 040L Brass base-ring for spout art. 040L	CR
	ZBAS076..SC	Base + basetta + fissaggio per doccia per artt. 040L-041L Ring + base + fixing set for hand-shower for artt. 040L-041L	CR
	ZFIS122	Fissaggio per base doccia artt. 040L-041L Fixing kit for base for shower artt. 040L-041L	
	ZBOC032	Bocca bordo vasca con basetta ottone, aeratore e fissaggio per art. 040L Deck mounted spout with brass ring base, aerator and fixing set for art. 040L	CR

			<u>Finiture - Finishes</u>	<u>EUR</u>
	ZBOC065	Bocca standard con aeratore per art. 001 - l.192 mm Standard spout with aerator for art. 001 - l.192 mm	CR	
	ZBOC098	Bocca con aeratore compatibile con art. 001 - l.120 mm Spout with aerator compatible with art. 001 - l.120 mm	CR	
	ZBOC099	Bocca con aeratore compatibile con art. 001 - l.240 mm Spout with aerator compatible with art. 001 - l.240 mm	CR	
<hr/>				
	ZBOC126	Bocca con aeratore compatibile con art. 104 - l.150 mm Spout with aerator compatible with art. 104 - l.150 mm	CR	
	ZBOC127	Bocca standard con aeratore per art. 105 - l.200 mm Standard spout with aerator for art. 105 - l.200 mm	CR	
	ZBOC128	Bocca con aeratore compatibile con art. 106 - l.240 mm Spout with aerator compatible with art. 106 - l.240 mm	CR	
<hr/>				
	ZCAL003	Calotta per miscelatori a parete Nut for wall mounted mixers	CR	
<hr/>				
	ZCAN023	Canna tubo diritta con aeratore interasse 200 mm per artt. 161-302 Straight tube spout with aerator for artt. 161-302, distance between centres 200 mm	CR	
<hr/>				
	ZCAN081	Canna tonda con calotta per art. 285 Round spout with nut for art. 285	CR	
	ZCAN112	Canna tonda Ø22 mm con aeratore per art. 180 Round spout Ø22 mm with aerator for art. 180	CR	
	ZCAN120	Canna tonda small Ø20 mm con aeratore per art. 181 Small round spout Ø20 mm with aerator for art. 181	CR	
<hr/>				
	ZCAP010	Cappuccio sottoleva in ABS per artt. 022-023-024-026-070-071-071CR120-075-130-131-135-161-168-168D-179-180-181-182T-285-301-302-303-305- 071CR-EWS/075CR-EWS ABS under lever cap for artt. 022-023-024-026-070-071-071CR120-075-130-131-135-161-168-168D-179-180-181-182T-285-301-302-303-305- 071CR-EWS/075CR-EWS	CR	
	ZCAP034	Cappuccio sottoleva in metallo per artt. 001-010-015-018-019-040L-041L-104-105-106-183-BOX010-015 Metal under lever cap for artt. 001-010-015-018-019-040L-041L-104-105-106-183-BOX010-015	CR	
<hr/>				
	ZCAP066	Cappuccio per deviatore per artt. 018-019 Cover for diverter for artt. 018-019	CR	
<hr/>				
	ZDEV007	Deviatore completo per miscelatore bordo vasca artt. 040L-041L Diverter for deck mounted bath mixer artt. 040L-041L	CR	

		<u>Finiture - Finishes</u>	<u>EUR</u>
	ZDEV048 Deviatore completo per miscelatore incasso artt. 001-015 Diverter for concealed mixer artt. 001-015	CR	
	ZDEV088.. V Deviatore con valvolina antiritorno per miscelatore vasca esterno per artt. 022-023-024-026 Diverter with check-valve for bath/shower mixer for artt. 022-023-024-026	CR	
	ZDEV100 Deviatore completo per artt. BOX015 Complete diverter for artt. BOX015	CR	
	ZDOC032 Doccia BIRILLO (monogetto) in ABS per artt. 001-040L-041L BIRILLO ABS hand-shower (single spray) for artt. 001-040L-041L	CR	
	ZDOC069 Doccia Minimal (2 getti) in ABS con valvolina antiritorno per artt. 179 Minimal ABS hand-shower (two spray-functions) with check-valve for artt. 179	CR	
	ZAER050 Aeratore a scomparsa con chiavetta per artt. ZDOC69 Hidden aerator with key for artt. ZDOC69		
	ZDOC081 Doccia Trieste Bis (monogetto) in ABS per artt. 023-026-168D Trieste Bis ABS hand-shower (single spray) for artt. 023-026-168D	CR	
	ZDOC085 Doccia Lance (monogetto) in ABS per artt. 024 Lance ABS hand-shower (single spray) for artt. 024	CR	
	ZDOC090 Doccia Micro (2 getti) in metallo con valvolina antiritorno per artt. 285 Micro metal hand-shower (two spray-functions) with check-valve for artt. 285	CR	
	ZAER105 Aeratore completo con chiavetta per artt. ZDOC090 Complete aerator with key for artt. ZDOC090	CR	

		Finiture - Finishes	EUR
	ZDOC091 Doccia (2 getti) in ABS con valvolina antiritorno per art. 183 ABS hand-shower (two spray-functions) with check-valve for art. 183	CR	
	ZECC029 Eccentrico con rosone 1/2"x3/4" per miscelatori a parete Adjustable centre 1/2"x3/4" for wall mounted mixers	CR	
	ZFIS004190 Set fissaggio per miscelatore art. 071CR120 Fixing set for mixer art. 0071CR120		
	ZFIS007 Set fissaggio per miscelatore art. 183 Fixing set for mixer art. 183		
	ZFIS027 Set fissaggio per art. 090 Fixing set for art. 090		
	ZFIS043 Set fissaggio per artt. 070-071-075-130-131-135-301-305- 071CR-EWS/075CR-EWS Fixing set for artt. 070-071-075-130-131-135-301-305- 071CR-EWS/075CR-EWS		
	ZFIS054 Set fissaggio per miscelatore artt. 182T-303 Fixing set for mixer artt. 182T-303		
	ZFIS084 Set fissaggio per miscelatore artt. 179-180-181 Fixing set for mixer artt. 179-180-181		
	ZFIS107 Set fissaggio per miscelatore art. 285 Fixing set for mixer art. 285		
	ZFIS028 Set fissaggio per miscelatore bordo vasca artt. 040L-041L Fixing set for mixer body for artt. 040L-041L		
	ZFIS121 Fissaggio 3/4 per bocca bordo vasca artt. 040L-041L 3/4 Fixing kit for spout artt. 040L-041L		
	ZFLO001 Flessibile 150 cm doppia aggraffatura e calotta conica per art. 168D Flexible hose 150 cm double interlock and conical nut for art. 168D	CR	
	ZFLO018 Flessibile 150 cm doppia aggraffatura e doppia calotta conica per artt. 001-023-024-026 Flexible hose 150 cm double interlock and double conical nut for artt. 001-023-024-026	CR	
	ZFLO009 Flessibile ottone doppia aggraffatura F1/2" - M15x1 mm.1500 con calotta conica e peso ecologico per artt. 040L-041L F1/2" - M15x1 mm.1500 twist-free double interlock brass flexible hose with conical nut and weight for artt. 040L-041L	CR	
	ZFLO011 Flessibile nylon grigio 150 cm 1/2" x M15x1 con peso ecologico per art. 183 Nylon flexible hose 150 cm 1/2"x M15x1 with weight, for art. 183	CR	
	ZFLO065 Flessibile nylon 150 cm M15x1 x M15x1 con peso ecologico, senza codolo per art. 285 Nylon flexible hose 150 cm M15x1 x M15x1 with weight for art. 285	CR	

red ricambi - spare parts



		<u>Finiture - Finishes</u>	<u>EUR</u>
ZFLX001	Set 2 flex inox F3/8 cm. 35 con guarnizioni per artt. 043-182T-303 Set of 2 F3/8 stainless steel hoses cm. 35 with gaskets for artt. 043-182T-303	CR	
ZFLX021	Set 3 flex inox per art. 183 Set of 3 stainless steel hoses for art. 183	CR	
ZFLX095	Set flessibili inox F3/8" (3 pezzi) per art. 285 Set of 3 stainless steel hoses F3/8" for artt. 285	CR	
ZFLX101	Set 2 flex inox SOFT PEX F3/8 cm. 45 per artt. 070-071-075-130-131-135-179-180-181-300-301-305- 071CR-EWS/075CR-EWS Set of 2 F3/8 stainless steel hoses cm. 45 SOFT PEX for artt. 070-071-075-130-131-135-179-180-181-300-301-305- 071CR-EWS/075CR-EWS	CRPX	
ZFLX112	Set 2 flex inox SOFT PEX F3/8 cm. 60 per artt. art. 071CR120 Set of 2 F3/8 stainless steel hoses cm. 60 SOFT PEX for art. 071CR120	CRPX	



		<u>Finiture - Finishes</u>	<u>EUR</u>
ZFLX061	Flex inox plastificato Ø 14 mm x 53 cm per art. 179 PVC coated stainless steel hose Ø 14 mm x 53 cm for art. 179	CR	



		<u>Finiture - Finishes</u>	<u>EUR</u>
ZFLX086	Set 5 flex inox per miscelatore bordo vasca artt. 040L-041L Set of 5 stainless steel hoses for artt. 040L-041L	CR	



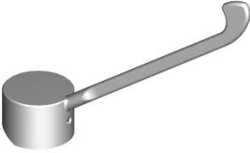
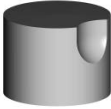






		<u>Finiture - Finishes</u>	<u>EUR</u>
ZGHI003	Ghiera ferma cartuccia per artt.022-023-024-026-070-071-071CR120-075-130-131-135-161-168-168D-179-180-181-182T-285-301-302-303-305-071CR-EWS/075CR-EWS Cartridge fastening ring nut for artt.022-023-024-026-070-071-071CR120-075-130-131-135-161-168-168D-179-180-181-182T-285-301-302-303-305-071CR-EWS/075CR-EWS		
ZGHI010	Ghiera ferma cartuccia per artt. 001-010-015-018-019-040L-041L-104-105-106-183-BOX010-015 Cartridge fastening ring nut for artt. 001-010-015-018-019-040L-041L-104-105-106-183-BOX010-015		



		<u>Finiture - Finishes</u>	<u>EUR</u>
ZGHI027	Ghiera per deviatore M37x1.5 per artt. 018-019 M37x1.5 ring nut for diverter for artt. 018-019		



		<u>Finiture - Finishes</u>	<u>EUR</u>
ZLEV143	Leva completa per artt. 001-010-015-018-019-022-023--024-026-040L-041L-070-071-075-071..120-104-105-106-130-131-135-161-168-168D-182T-183-301-302-303 / 071CR-EWS / 075CR-EWS / BOX010-015 Complete lever for artt. 001-010-015-018-019-022-023--024-026-040L-041L-070-071-075-071..120-104-105-106-130-131-135-161-168-168D-182T-183-301-302-303 / 071CR-EWS / 075CR-EWS / BOX010-015	CR	
ZLEV144	Leva completa per art. 090 Complete lever for art. 090	CR	
ZLEV192	Leva completa rovesciata per artt. 179-180-181-285 Reverse lever for artt. 179-180-181-285	CR	

		Finiture - Finishes	EUR
	ZLEV145 Leva clinica per artt. 301-302-303-305 Clinical lever for artt. 301-302-303-305	CR	
	ZMAN130 Maniglia per cartuccia deviatore per art. 019 Complete handle for diverter cartridge for art. 019	CR	
	ZMAN138 Maniglia per cartuccia deviatore per art. 018 Complete handle for diverter cartridge for art. 018	CR	
	ZPIA026 Piastra 1 foro con guarnizione per art. 010 / 110 x 110 mm One-hole wall plate with gasket for art. 010 / 110 x 110 mm	CR CR/M	
* CR con piastra ABS - CR/M con piastra in Acciaio inox * CR with ABS wall plate - CR/M with Stainless steel wall plate			
	ZPIA027 Piastra 2 fori con guarnizioni per art. 015 / L.120 x h.190 mm Two-hole wall plate with gaskets for art. 015 / L.120 x h.190 mm	CR CR/M	
* CR con piastra ABS - CR/M con piastra in Acciaio inox * CR with ABS wall plate - CR/M with Stainless steel wall plate			
	ZPIA056 Piastra 4 fori in acciaio inox con guarnizioni per art. 001 / L.350 x h.120 mm Four-hole stainless steel wall plate with gaskets for art. 001 / L.350 x h.120 mm	CR	
	ZPIA073 Piastra rettangolare in ABS 1 foro con OR per art. BOX010 / 154x192 mm ABS rectangular one-hole wall plate with OR for art. BOX010 / 154x192mm	CR	
	ZPIA075 Piastra rettangolare in ABS 2 fori con OR per art. BOX015 / 154x192 mm ABS rectangular two-hole wall plate with OR for art. BOX015 / 154x192mm	CR	
	ZPIA091 Piastra con guarnizioni per miscelatore incasso (2 uscite) per art. 018 / L.120 x h.190 mm Wall plate with gaskets for concealed shower mixer (2 outlets) for art. 018 / L.120 x h.190 mm	CR CR/M	
	ZPIA090 Piastra con guarnizioni per miscelatore incasso (3 uscite) per art. 019 / L.120 x h.190 mm Wall plate with gaskets for concealed shower mixer (3 outlets) for art. 019 / L.120 x h.190 mm	CR CR/M	

			<u>Finiture - Finishes</u>	<u>EUR</u>
	ZPIA111	Piastra 2 fori in acciaio inox con guarnizioni per artt. 104-105-106 / L.250 x h.100 mm Two-hole stainless steel wall plate with gaskets for artt. 104-105-106 / L.250 x h.100 mm	CR	
	ZRAC002	Raccordo 3/4" con tappo e OR per artt. 161 3/4" connection with OR and plug for artt. 161	CR	
	ZRAC004	Raccordo 1/2" con OR per artt. 168-168D 1/2" connection with OR for artt. 168-168D	CR	
	ZRAC071	Raccordo conico con OR per doccia artt. 179 Conical connection with OR for hand-shower artt. 179	CR	
	ZSED015	Sede per miscelatori a parete Wall mounted single lever mixer seat	CR	
	ZSET016	Set OR / anello tagliato per artt. 161-302 Kit of OR / cut ring for artt. 161-302		
	ZSET065	Set Gaco/antifrizione per artt. 182T-303 Kit of joints for artt. 182T-303		
	ZVIT001	Vitone dischi ceramici 90° dx per artt. 090 1/4 clockwise turn ceramic disc valve for artt. 090		
	ZVIT092	Cartuccia deviatore (2 uscite) Ø32 mm per artt. 018 Diverter cartridge (2 outlets) Ø32 mm for artt. 018		
	ZVIT091	Cartuccia deviatore (3 uscite) Ø32 mm per artt. 019 Diverter cartridge (3 outlets) Ø32 mm for artt. 019		

duemila

FIEREZZA

La serie DUEMILA con la sua linea un po' panciuta ma slanciata e fiera rappresenta uno dei primi esempi dell'evoluzione del miscelatore dalle forme più tradizionali a delle linee più moderne e stilizzate.

La bellezza della sua fisicità si unisce perfettamente alla sua praticità di utilizzo, soprattutto negli ambienti dove l'estetica deve supportare la funzionalità del rubinetto.

La gamma si completa di numerosi articoli per l'ambiente cucina, disponibili nella classica finitura cromata.

PRIDE

DUEMILA series, with its pot-bellied but slender and fair proud, is one of the first examples of the evolution of the mixer from the most traditional to the most modern and stylized lines.

The beauty of its lines joins perfectly to its simple use, especially where aesthetics must support the functionality of the faucet.


The range is completed with numerous items for the kitchen environment, available in the classic chrome finish.



FINITURE FINISHES

Le serie **DUEMILA** è disponibile nelle seguenti finiture:
DUEMILA range is available in the following finishes:

CR cromato
 chrome plated

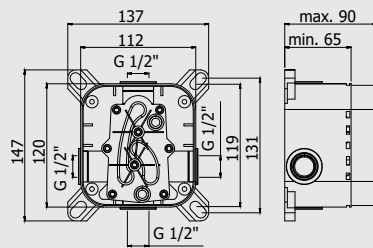


Video istruzioni Pbox
Pbox video instructions



*Da abbinare solo con
DU BOX010 - DU BOX015

*To be completed only with
DU BOX010 - DU BOX015



Set incasso universale per miscelatori doccia completo di:

- corpo incasso
- box

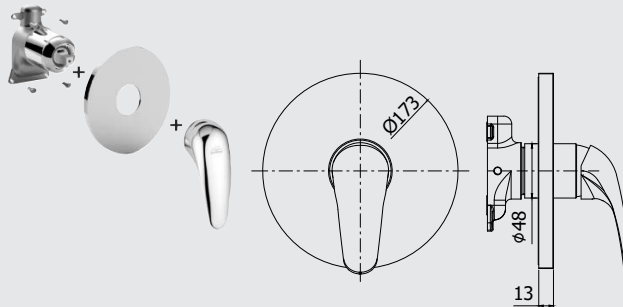
Universal concealed Box for mixers complete with:

- concealed body
- box

PBOX 001

Finiture - Finishes **EUR**

senza set esterno
without external set



*Da abbinare solo con
PBOX 001

*To be completed only with
PBOX 001

Set esterno miscelatore incasso doccia (1 uscita) completo di:

- corpo miscelatore
- piastra in ABS Ø173mm e leva

External set for concealed shower mixer (1 outlet) complete with:


- mixer body
- ABS wall plate Ø173 mm and lever

DU BOX010..

Finiture - Finishes **EUR**

senza deviatore
without diverter

CR

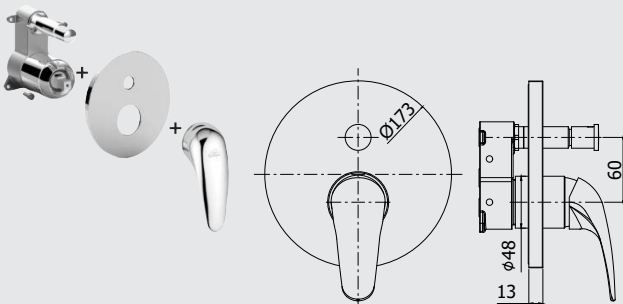


ZPRO BOX010..

Prolunga per art. BOX010

- H30mm
- Extension for art. BOX010
- H30mm

CR



*Da abbinare solo con
PBOX 001

*To be completed only with
PBOX 001

Set esterno miscelatore incasso doccia (2 uscite) completo di:

- corpo miscelatore
- piastra in ABS Ø173mm e leva

External set for concealed shower mixer (2 outlets) complete with:

- mixer body
- ABS wall plate Ø173 mm and lever

DU BOX015..

Finiture - Finishes **EUR**

con deviatore a pulsante
with push diverter

CR

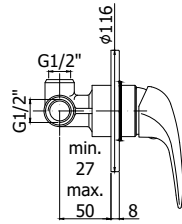


ZPRO BOX015..

Prolunga con deviatore per art. BOX015

- H30mm
- Extension with diverter for art. BOX015
- H30mm

CR



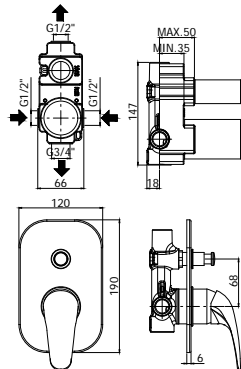
* Per set incasso/esterno separati (v. capitolo Incassi Projects)
 * For concealed/external set divided (see Concealed mixer Projects chapter)

Miscelatore incasso doccia (1 uscita) completo di:
 • piastra in metallo Ø116mm
 • attacchi 1/2"G
 Concealed shower mixer (1 outlet) complete with:
 • metal wall plate Ø116mm
 • 1/2"G connections

DU 010.. Finiture - Finishes **EUR**
 senza deviatore **CR**
 without diverter



ZPRO 002.. **CR**
 Prolunga per art. 010
 • H41mm
 Extension for art. 010
 • H41mm



* Per set incasso/esterno separati (v. capitolo Incassi Projects)
 * For concealed/external set divided (see Concealed mixer Projects chapter)

Miscelatore incasso doccia (2 uscite) completo di:
 • piastra in metallo 120x190mm
 • attacchi calda/fredda e superiore 1/2"G - attacco inferiore 3/4"G
 Concealed shower mixer (2 outlets) complete with:
 • metal wall plate 120x190 mm
 • 1/2"G hot/cold and upper connections - 3/4"G lower connection

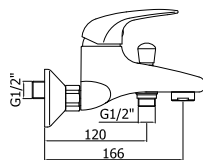
DU 015.. Finiture - Finishes **EUR**
 con deviatore a pulsante **CR**
 with push diverter



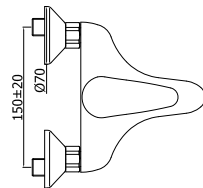
ZPRO 014.. **CR**
 Prolunga per art. 015
 • H30mm
 Extension for art. 015
 • H30mm



DU 023..



DU 024..

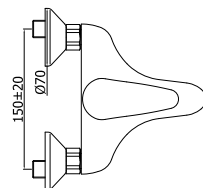
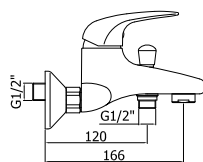


Miscelatore vasca/doccia con deviatore completo di:
 • aeratore M28x1
 • set 2 eccentrici 1/2"x3/4"G e rosoni
 Bath/shower mixer with diverter complete with:
 • aerator M28x1
 • set of 2 S-wall-unions 1/2"x3/4"G and wall-plates

DU 022.. Finiture - Finishes **EUR**
 senza set doccia **CR**
 without shower set

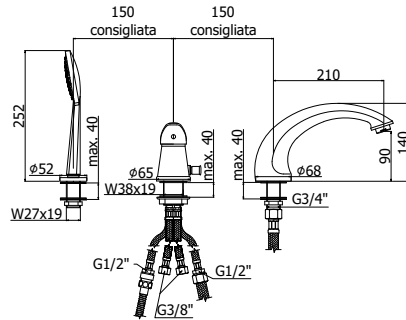
DU 023.. **CR**
 con supporto a muro snodato **normale**
 • con doccia e flessibile
 with **standard** swivelling wall bracket
 • with hand-shower and flexible hose

DU 024.. **CR**
 con supporto a muro snodato **Smart**
 • con doccia e flessibile
 with **Smart** wall bracket
 • with hand-shower and flexible hose



Miscelatore vasca/doccia con deviatore completo di:
 • aeratore M28x1
 • set 2 eccentrici 1/2"x3/4"G e rosoni
 Bath/shower mixer with diverter complete with:
 • aerator M28x1
 • set of 2 S-wall-unions 1/2"x3/4"G and wall-plates

DU 026.. Finiture - Finishes **EUR**
 con supporto a muro fisso in ABS **CR**
 • con doccia e flessibile
 with ABS fixed wall bracket
 • with hand-shower and flexible hose

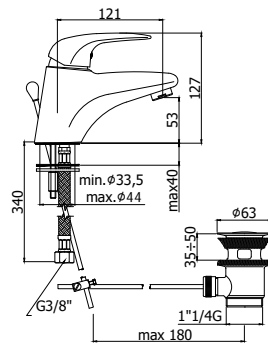


Miscelatore bordo vasca con deviatore completo di:

- set 5 flex inox per miscelatore
 - doccia Giada e flessibile con piombo
- Deck mounted mixer with diverter complete with:
- set of 5 stainless steel hoses for mixer
 - Giada hand-shower and flexible hose with weight

DU 040.. **Finiture - Finishes** **EUR**
 con bocca e aeratore M28x1 (3 fori) **CR**
 with spout and aerator M28x1 (3 holes)

DU 041.. **CR**
 senza bocca erogazione (2 fori)
 without spout (2 holes)



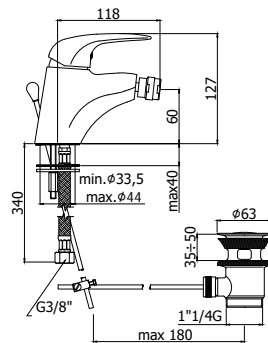
Miscelatore lavabo completo di:

- aeratore M24x1
 - set 2 flessibili inox 3/8"G
- Wash basin mixer complete with:
- aerator M24x1
 - set of 2 stainless steel hoses 3/8"G

DU 071.. **Finiture - Finishes** **EUR**
 senza scarico **CR**
 without pop up waste

DU 070.. **CR**
 con scarico automatico 1"G
 with 1"G pop up waste

DU 075.. **CR**
 con scarico automatico 1"1/4G
 with 1"1/4G pop up waste



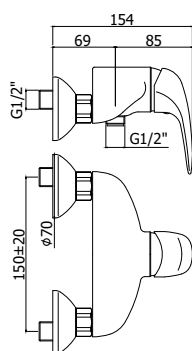
Miscelatore bidet completo di:

- con snodo e aeratore M24x1
 - set 2 flessibili inox 3/8"G
- Bidet mixer complete with:
- with swivel joint and aerator M24x1
 - set of 2 stainless steel hoses 3/8"G

DU 131.. **Finiture - Finishes** **EUR**
 senza scarico **CR**
 without pop up waste

DU 130.. **CR**
 con scarico automatico 1"G
 with 1"G pop up waste

DU 135.. **CR**
 con scarico automatico 1"1/4G
 with 1"1/4G pop up waste

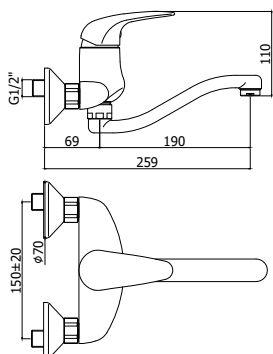


Miscelatore doccia completo di:

- set 2 eccentrici 1/2"x3/4"G e rosoni
- Shower mixer complete with:
- set of 2 S-wall-unions 1/2"x3/4"G and wall-plates

DU 168.. **Finiture - Finishes** **EUR**
 senza set doccia **CR**
 • con attacco inferiore 1/2"G
 without shower set
 • with 1/2"G lower connection

DU 168D.. **CR**
 con supporto a muro snodato normale
 • con doccia Trieste Bis e flessibile
 with standard swivelling wall bracket
 • with Trieste Bis hand-shower and flexible hose



Miscelatore lavello a muro completo di:

- aeratore M24x1
- attacchi 1/2"G

Wall sink mixer complete with:

- aerator M24x1
- 1/2"G connections

DU 161..

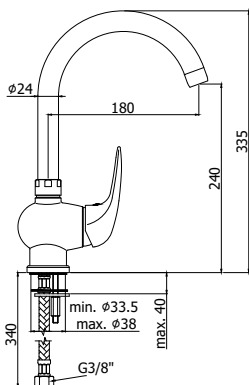
con canna tubo serpente orientabile - l.190mm
with swivel tube snake spout - l.190mm

Finiture - Finishes EUR
CR

DU 159..

con canna tubo diritta orientabile - l.200mm
with swivel tube straight spout - l.200mm

CR



Miscelatore lavello monoforo completo di:

- aeratore M22x1F
- set 2 flessibili inox 3/8"G

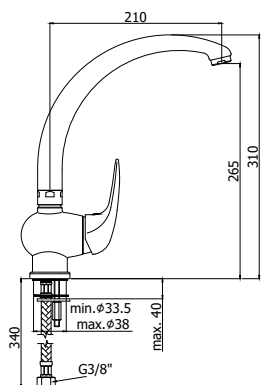
One-hole sink mixer complete with:

- aerator M22x1F
- set of 2 stainless steel hoses 3/8"G

DU 180..

con canna orientabile
with swivelling spout

Finiture - Finishes EUR
CR



Miscelatore lavello monoforo con canna orientabile completo di:

- aeratore M24x1
- set 2 flessibili inox 3/8"G

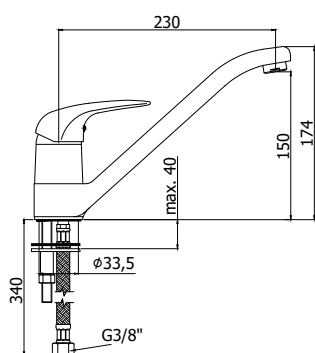
One-hole sink mixer with swivelling spout complete with:

- aerator M24x1
- set of 2 stainless steel hoses 3/8"G

DU 181..

con canna tubo
with tube spout

Finiture - Finishes EUR
CR



Miscelatore lavello monoforo con canna orientabile completo di:

- aeratore M24x1
- set 2 flessibili inox 3/8"G

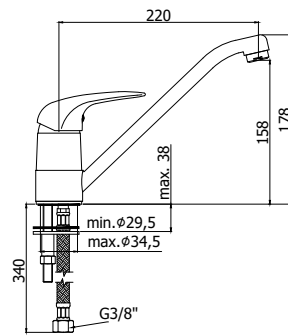
One-hole sink mixer with swivelling spout complete with:

- aerator M24x1
- set of 2 stainless steel hoses 3/8"G

DU 182..

con canna fusa
with cast spout

Finiture - Finishes EUR
CR



Miscelatore lavello monoforo con canna orientabile completo di:

- aeratore M24x1
- set 2 flessibili inox 3/8"G

One-hole sink mixer with swivelling spout complete with:

- aerator M24x1
- set of 2 stainless steel hoses 3/8"G

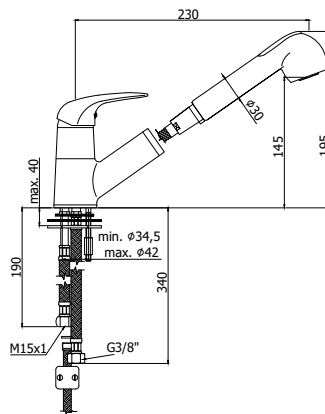
DU 182T..

Finiture - Finishes

EUR

con canna tubo
with tube spout

CR



Miscelatore lavello monoforo con canna orientabile completo di:

- set 2 flessibili inox 3/8"G
- 1 flessibile inox M15x1
- 1 flessibile nylon 1/2"G x M15x1 cm. 150 con piombo

One-hole sink mixer with swivelling spout complete with:

- set of 2 stainless steel hoses 3/8"G
- 1 stainless steel hose M15x1
- 1/2"-M15x1 / L.1500 mm nylon hose with weight

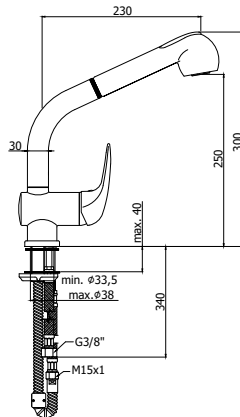
DU 183..

Finiture - Finishes

EUR

con doccia estraibile (2 getti) in ABS
with (two-spray) ABS pull out hand-
shower

CR



Miscelatore lavello monoforo con canna orientabile completo di:

- set 2 flessibili inox 3/8"G
- 1 flessibile inox M15x1
- 1 flessibile nylon 1/2"G x M15x1 cm. 150 con piombo

One-hole sink mixer with swivelling spout complete with:

- set of 2 stainless steel hoses 3/8"G
- 1 stainless steel hose M15x1
- 1/2"-M15x1 / L.1500 mm nylon hose with weight

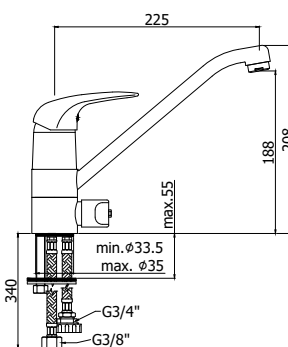
DU 185..

Finiture - Finishes

EUR

con doccia estraibile (2 getti) in ABS
with (two-spray) ABS pull out hand-
shower

CR



Miscelatore lavello monoforo con canna orientabile completo di:

- aeratore M24x1
- set 2 flessibili inox 3/8"G
- 1 flessibile inox 3/4"G

One-hole sink mixer with swivelling spout complete with:

- aerator M24x1
- set of 2 stainless steel hoses 3/8"G
- 1 stainless steel hose 3/4"G

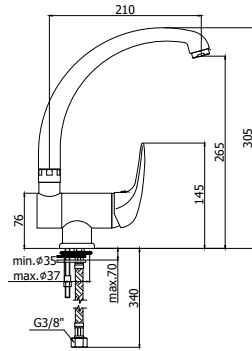
DU 184..

Finiture - Finishes

EUR

con attacco lavastoviglie
with dishwasher machine connection

CR



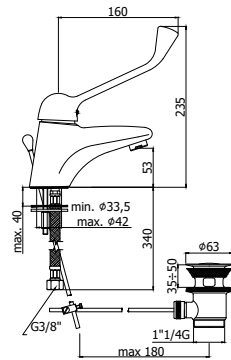
Miscelatore lavello monoforo con canna orientabile completo di:

- aeratore M24x1
- set 2 flessibili inox 3/8" G

One-hole sink mixer with swivelling spout complete with:

- aerator M24x1
- set of 2 stainless steel hoses 3/8" G

DU 189.. **Finiture - Finishes** **EUR**
CR
 con canna reclinabile
 • altezza minima per apertura finestra 76 mm
 with reclining spout
 • minimum height for windows opening 76 mm



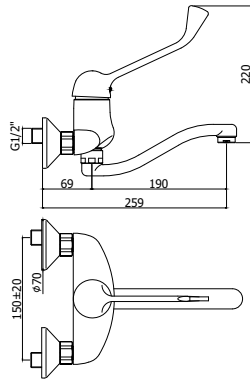
Miscelatore lavabo con leva clinica completo di:

- aeratore M24x1
- set 2 flessibili inox 3/8" G

Wash basin mixer with clinical lever complete with:

- aerator M24x1
- set of 2 stainless steel hoses 3/8" G

DU 101.. **Finiture - Finishes** **EUR**
CR
 senza scarico
 without pop up waste
DU 300.. **CR**
 con scarico automatico 1" G
 with 1" G pop up waste
DU 305.. **CR**
 con scarico automatico 1" 1/4 G
 with 1" 1/4 G pop up waste



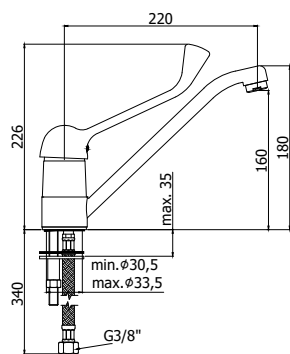
Miscelatore lavello a muro con leva clinica completo di:

- aeratore M24x1
- attacchi 1/2" G

Wall sink mixer with clinical lever complete with:

- aerator M24x1
- 1/2" G connections

DU 302.. **Finiture - Finishes** **EUR**
CR
 con canna tubo serpente orientabile - l.190mm
 with swivel tube snake spout - l.190mm



Miscelatore lavello monoforo con leva clinica completo di:

- aeratore M24x1
- set 2 flessibili inox 3/8" G

One-hole sink mixer with clinical lever complete with:

- aerator M24x1
- set of 2 stainless steel hoses 3/8" G

DU 303.. **Finiture - Finishes** **EUR**
CR
 con canna tubo
 with tube spout



ZA91100R Cartuccia Ø 40 mm con distributore con regolazione per artt. 022-023-024-026-070-071-075-130-131-135-159-161-168-168D-300-301-302-305
 Cartridge Ø 40 mm with distributor with regulation for artt. 022-023-024-026-070-071-075-130-131-135-159-161-168-168D-300-301-302-305

Finiture - Finishes **EUR**



ZA91102R Cartuccia completa Ø 40 mm senza distributore con regolazione per artt.010-015-040-041-182-182T-183-184-303-BOX010-015
 Complete cartridge Ø 40 mm without distributor with regulation for artt.010-015-040-041-182-182T-183-184-303-BOX010-015

ZA91150 Cartuccia completa Ø 40 mm senza distributore per artt. 180-181-185-189
 Complete cartridge Ø 40 mm without distributor for artt. 180-181-185-189

Finiture - Finishes **EUR**



ZACC146 Valvolina antiritorno Ø15 mm per artt. 168 - ZDEV034..V
 Check-valve Ø15 mm for artt. 168 - ZDEV034..V

ZACC232 Valvolina antiritorno Ø14 mm per art. ZDOC002
 Check-valve Ø14 mm for art. ZDOC002

Finiture - Finishes **EUR**



ZAER001 Aeratore Ø 22x1F per art. 180
 Aerator Ø 22x1F for art. 180

ZAER002 Aeratore Ø 24x1M per artt. 070-071-075-130-131-135-159-161-181-182-182T-184-300-301-302-303-305
 Aerator Ø 24x1M for artt. 070-071-075-130-131-135-159-161-181-182-182T-184-300-301-302-303-305

ZAER003 Aeratore Ø 28x1M per artt. 022-023-024-026-040
 Aerator Ø 28x1M for artt. 022-023-024-026-040

Finiture - Finishes **EUR**

CR

CR

CR



ZAER006 Snodo con aeratore Ø 24x1M per artt. 130-131-135
 Joint with aerator Ø 24x1M for artt. 130-131-135

Finiture - Finishes **EUR**

CR



ZAST002 Asta Ø 4 mm + pomolo + snodino + OR per artt. 070-075-130-135-300-305
 Rod Ø 4 mm + knob + articulation + OR for artt. 070-075-130-135-300-305

ZAST023 Snodo in ABS per asta scarico
 ABS articulation for rod connection

Finiture - Finishes **EUR**









CR



ZBAS005 Basetta ottone con OR per miscelatore bordo vasca artt. 040-041
 Brass base with OR for deck mounted bath mixer artt. 040-041

Finiture - Finishes **EUR**

CR

		<u>Finiture - Finishes</u>	<u>EUR</u>
	ZBAS006 Basetta ottone con OR per art. 183 Brass base with OR for art. 183	CR	
	ZBAS039 Basetta ottone con OR per art. 185 Brass base with OR for art. 185	CR	
	ZBAS076..SC Base + fissaggio per doccia per artt. 040-041 Ring + elbow tube + fixing set for pull out hand-shower artt. 040-041	CR	
	ZFIS122 Fissaggio per base doccia art. 040 Fixing kit for base for shower art. 040		
	ZBOC016 Bocca bordo vasca pesante, con fissaggio e aeratore per art. 040 Spout complete with aerator and fixing set for art. 040	CR	
	ZCAL003 Calotta 3/4" per miscelatori a parete 3/4" nut for wall mixers	CR	
	ZCANA005 Canna tubo alta, interasse 210 mm, con aeratore, per artt. 181-189 Complete tube spout with aerator for artt. 181-189, distance between centres 210 mm	CR	
	ZCANA022 Canna tubo serpente interasse 190 mm con aeratore per art. 161 Tube spout with aerator for art. 161, distance between centres 190 mm	CR	
	ZCANA023 Canna tubo dritta interasse 200 mm, con aeratore, per art. 159 Straight tube spout with aerator for art. 159, distance between centres 200 mm	CR	



ZCANA047 Canna tubo ombrello ,Ø 24 mm interasse 180 mm, con aeratore, per art. 180
Complete tube spout Ø 24 mm with aerator for art. 180, distance between centres 180 mm

Finiture - Finishes **EUR**
CR



ZCAP009 Cappuccio sottoleva in metallo per artt. DUEMILA
Metal underlever cover for artt. DUEMILA

ZCAP012 Cappuccio sottoleva in metallo per art. 015
Metal underlever cover for art. 015

ZCAP053 Cappuccio sottoleva in metallo per art. 189
Metal underlever cover for art. 189

ZCAP029 Cappuccio sottoleva in ABS per artt. DUEMILA / BOX010-015
ABS underlever cover for artt. DUEMILA / BOX010-015

Finiture - Finishes **EUR**
CR

CR

CR

CR



ZDEV007 Deviatore completo per miscelatore bordo vasca artt. 040-041
Diverter for deck mounted bath mixer artt. 040-041

Finiture - Finishes **EUR**
CR



ZDEV034.. V Deviatore con valvolina antiritorno per miscelatore vasca esterno per artt. 022-023-024-026
Diverter with check-valve for bath/shower mixer for artt. 022-023-024-026

Finiture - Finishes **EUR**
CR



ZDEV048 Deviatore completo per miscelatore incasso art. 015
Diverter for concealed mixer art. 015

Finiture - Finishes **EUR**
CR



ZDEV100 Deviatore completo per art. BOX015
Complete diverter for art. BOX015

Finiture - Finishes **EUR**
CR




ZDOC002 Doccia (2 getti) in ABS con valvolina antiritorno per artt. 183-185
ABS hand-shower (two spray-functions) with check-valve for artt. 183-185

Finiture - Finishes **EUR**
CR



ZDOC081 Doccia Trieste Bis (monogetto) in ABS per artt. 023-024-026-168D
Trieste Bis ABS hand-shower (single spray) for artt. 023-024-026-168D

Finiture - Finishes **EUR**
CR



ZECC002 Eccentrico con rosone 1/2"x 3/4" per miscelatori a parete
Adjustable centre 1/2"x 3/4" for wall mounted mixers

Finiture - Finishes **EUR**
CR



ZFIS002 Set fissaggio con basetta per artt. 180-181
Fixing set with base for artt. 180-181

ZFIS007 Set fissaggio per artt. 183
Fixing set for artt. 183

ZFIS032 Set fissaggio per artt. 182-182T-303
Fixing set for artt. 182-182T-303


ZFIS036 Set fissaggio per artt. 070-071-075-130-131-135-300-301-305
Fixing set for artt. 070-071-075-130-131-135-300-301-305

ZFIS054 Set fissaggio per artt. 184
Fixing set for artt. 184

ZFIS068 Set fissaggio per artt. 185
Fixing set for artt. 185

ZFIS189 Set fissaggio per artt. 189
Fixing set for artt. 189

Finiture - Finishes **EUR**
CR



ZFIS028 Set fissaggio per miscelatore bordo vasca artt. 040-041
Fixing set for mixer artt. 040-041

Finiture - Finishes **EUR**



ZFIS051 Fissaggio 3/4 per bocca bordo vasca artt. 040
3/4 Fixing kit for spout artt. 040

Finiture - Finishes **EUR**



ZFLO001 Flessibile 150 cm doppia aggraffatura e calotta conica per artt. 023-024-026-168D
Flexible hose 150 cm double interlock and conical nut for artt. 023-024-026-168D

Finiture - Finishes **EUR**
CR



ZFLO011 Flessibile nylon grigio 150 cm 1/2" x M15x1 con peso ecologico per artt. 183-185
Nylon flexible hose 150 cm 1/2"x M15x1 with weight for artt. 183-185

Finiture - Finishes **EUR**
CR



		<u>Finiture - Finishes</u>	<u>EUR</u>
ZFLX001	Set 2 flex inox M10x1 F3/8 x cm. 35 con guarnizioni per artt. 070-071-075-130-131-135-180-181-182-182T-184-189-300-301-303-305 Set of 2 stainless steel hoses M10x1 F3/8 x cm. 35 with gaskets for artt. 070-071-075-130-131-135-180-181-182-182T-184-189-300-301-303-305	CR	
ZFLX006	Set 3 flex inox per art. 185 Set of 3 stainless steel hoses for art. 185	CR	
ZFLX021	Set 3 flex inox per art. 183 Set of 3 stainless steel hoses for art. 183	CR	
ZFLX101	Set 2 flex inox SOFT PEX F3/8 450 mm per art. 189 Set of 2 F3/8 stainless steel hoses 450 mm SOFT PEX for art. 189	CRPX	



		<u>Finiture - Finishes</u>	<u>EUR</u>
ZFLX086	Set 5 flex inox per miscelatore bordo vasca art. 040 Set of 5 stainless steel hoses for art. 040	CR	



		<u>Finiture - Finishes</u>	<u>EUR</u>
ZGHI001	Ghiera ferma cartuccia Ø 40 mm per artt. DUEMILA Ø 40 mm cartridge fastening ring nut for artt. DUEMILA		
ZGHI008	Ghiera ferma cartuccia per art. 189 Cartridge fastening ring nut for art. 189		



		<u>Finiture - Finishes</u>	<u>EUR</u>
ZLEV043	Leva clinica DUEMILA per artt. 300-301-302-303-305 DUEMILA clinical lever for artt. 300-301-302-303-305	CR	



		<u>Finiture - Finishes</u>	<u>EUR</u>
ZLEV044	Leva completa per artt.010-015-018-019-022-023-024-026-040-041-070-071-075-130-131-135-159-161-168-168D-182-182T-183-184-300-301-302-303-305/BOX010-015 Complete lever for artt.010-015-018-019-022-023-024-026-040-041-070-071-075-130-131-135-159-161-168-168D-182-182T-183-184-300-301-302-303-305/BOX010-015	CR	
ZLEV199	Leva completa rovesciata per artt. 180-181-185-189 Reverse lever for artt. 180-181-185-189	CR	



		<u>Finiture - Finishes</u>	<u>EUR</u>
ZPIA002	Piastra 2 fori con guarnizioni per art. 015 / L.120 x h.190 mm Two-hole wall plate with gaskets for art. 015 / L.120 x h.190 mm	CR	



		<u>Finiture - Finishes</u>	<u>EUR</u>
ZPIA006	Piastra 1 foro con guarnizione per art. 010 / Ø116 mm One-hole wall plate with gasket for art. 010 / Ø116 mm	CR	



ZPIA072 Piastra tonda in ABS 1 foro con OR per art. BOX010 / Ø173 mm
ABS round one-hole wall plate with OR for art. BOX010 / Ø173mm

Finiture - Finishes **EUR**
CR



ZPIA074 Piastra tonda in ABS 2 fori con OR per art. BOX015 / Ø173 mm
ABS round two-hole wall plate with OR for art. BOX015 / Ø173mm

Finiture - Finishes **EUR**
CR



ZRAC002 Raccordo canna per artt. 159-161-180-181-302
Spout connection for artt. 159-161-180-181-302

Finiture - Finishes **EUR**
CR



ZSED001 Sede per miscelatori a parete
Wall mounted single lever mixer seat

Finiture - Finishes **EUR**
CR



ZSET002 Set Gaco/antifrizione per artt. 182-182T-184-303
Kit of joints for artt. 182-182T-184-303

Finiture - Finishes **EUR**



ZSET016 Set OR / anello tagliato per artt. 159-161-181-180-302
Kit of OR / cut ring for artt. 159-161-181-180-302

Finiture - Finishes **EUR**



ZSET072 Set guarnizioni + molla per art. 189
Kit of gaskets + spring for art. 189

Finiture - Finishes **EUR**

nettuno due

MORBIDEZZA

Nata inizialmente come restyling della serie NETTUNO, la serie NETTUNO DUE si è imposta nel tempo come elemento a se stante, in grado di esprimere una propria personalità grazie alla piacevolezza delle sue forme morbide ed essenziali unite ad una grande praticità di utilizzo.

La serie inoltre si caratterizza per un'ampia gamma di articoli che la completano tecnicamente sia nella linea bagno che cucina.

SOFTNESS

Initially created as a restyling design of the NETTUNO series, NETTUNO DUE has established its position over the years, expressing its own personality thanks to the pleasantness of its soft and essential forms together with an extremely easiness to use.

The series has also a wide range of items both for kitchen that for bathroom.



FINITURE FINISHES


Le serie **NETTUNO DUE** è disponibile nelle seguenti finiture:
NETTUNO DUE range is available in the following finishes:

CR	cromato chrome plated
CO	finitura cromo + gold finish chrome + gold finish
CC	finitura colore + cromo (bianco e nero) colour + chrome finish (black and white)
CG	finitura colore + gold finish (bianco e nero) colour + gold finish (black and white)

Solo per artt. 161-180-181-182-182T-183-184-185-189-195-196-197:
Artt. 161-180-181-182-182T-183-184-185-189-195-196-197 **only:**

TF	finitura "terra di francia" + cromo "terre de france" + chrome finish
----	--



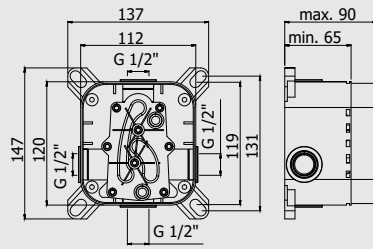


Video istruzioni Pbox
Pbox video instructions



*Da abbinare solo con
ND BOX010 - ND BOX015

*To be completed only with
ND BOX010 - ND BOX015



Set incasso universale per miscelatori doccia completo di:

- corpo incasso
- box

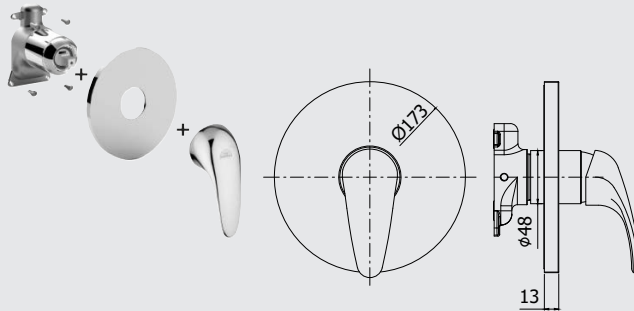
Universal concealed Box for mixers complete with:

- concealed body
- box

PBOX 001

Finiture - Finishes **EUR**

senza set esterno
without external set



*Da abbinare solo con
PBOX 001

*To be completed only with
PBOX 001

Set esterno miscelatore incasso doccia (1 uscita) completo di:

- corpo miscelatore
- piastra in ABS Ø173mm e leva

External set for concealed shower mixer (1 outlet) complete with:


- mixer body
- ABS wall plate Ø173 mm and lever

ND BOX010..

Finiture - Finishes **EUR**

senza deviatore
without diverter

CR

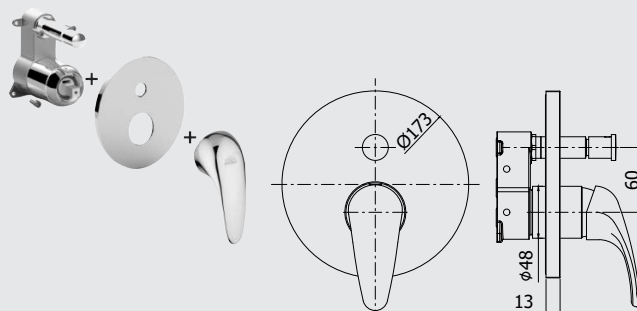


ZPRO BOX010..

Prolunga per art. BOX010

- H30mm
- Extension for art. BOX010
- H30mm

CR



*Da abbinare solo con
PBOX 001

*To be completed only with
PBOX 001

Set esterno miscelatore incasso doccia (2 uscite) completo di:

- corpo miscelatore
- piastra in ABS Ø173mm e leva

External set for concealed shower mixer (2 outlets) complete with:

- mixer body
- ABS wall plate Ø173 mm and lever

ND BOX015..

Finiture - Finishes **EUR**

con deviatore a pulsante
with push diverter

CR

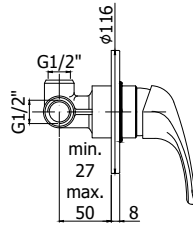


ZPRO BOX015..

Prolunga con deviatore per art. BOX015

- H30mm
- Extension with diverter for art. BOX015
- H30mm

CR



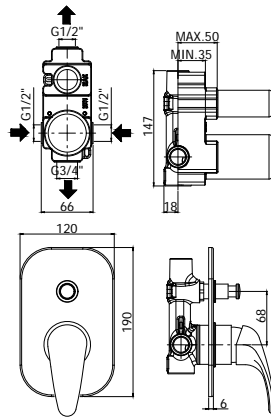
* Per set incasso/esterno separati (v. capitolo Incassi Projects)
 * For concealed/external set divided (see Concealed mixer Projects chapter)

Miscelatore incasso doccia (1 uscita) completo di:
 • piastra in metallo Ø116mm
 • attacchi 1/2" G
 Concealed shower mixer (1 outlet) complete with:
 • metal wall plate Ø116mm
 • 1/2" G connections

ND 010..	Finiture - Finishes	EUR
senza deviatore without diverter	CR CO CC CG	



ZPRO 002..		
Prolunga per art. 010 • H41mm Extension for art. 010 • H41mm		CR



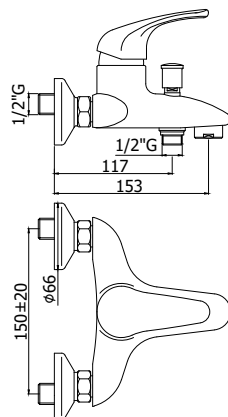
* Per set incasso/esterno separati (v. capitolo Incassi Projects)
 * For concealed/external set divided (see Concealed mixer Projects chapter)

Miscelatore incasso doccia (2 uscite) completo di:
 • piastra in metallo 120x190mm
 • attacchi calda/fredda e superiore 1/2" G - attacco inferiore 3/4" G
 Concealed shower mixer (2 outlets) complete with:
 • metal wall plate 120x190 mm
 • 1/2" G hot/cold and upper connections - 3/4" G lower connection

ND 015..	Finiture - Finishes	EUR
con deviatore a pulsante with push diverter	CR CO CC CG	



ZPRO 014..		
Prolunga per art. 015 • H30mm Extension for art. 015 • H30mm		CR



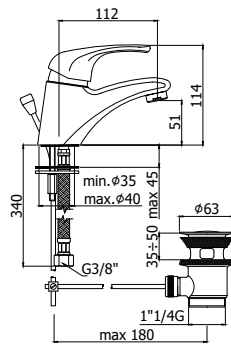
Miscelatore vasca/doccia con deviatore completo di:
 • aeratore M28x1
 • set 2 eccentrici 1/2"x3/4" G e rosoni
 Bath/shower mixer with diverter complete with:
 • aerator M28x1
 • set of 2 S-wall-unions 1/2"x3/4" G and wall-plates

ND 022..	Finiture - Finishes	EUR
senza set doccia without shower set	CR CO CC CG	

ND 023..		
con supporto a muro snodato normale with standard swivelling wall bracket • con doccia e flessibile with hand-shower and flexible hose		CR CO CC CG

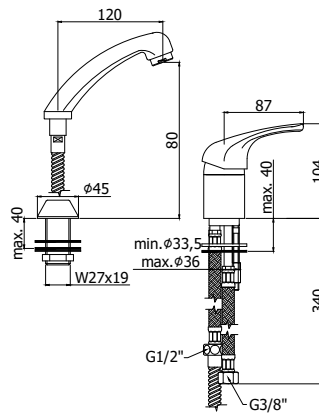
ND 026..		
con supporto a muro fisso in ABS with ABS fixed wall bracket • con doccia e flessibile with hand-shower and flexible hose		CR CO CC CG

nettuno due



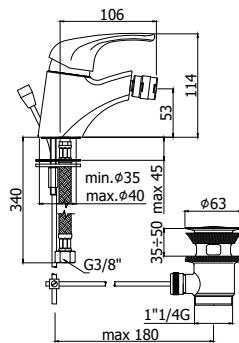
Miscelatore lavabo completo di:
 • aeratore M24x1
 • set 2 flessibili inox 3/8"G
 Wash basin mixer complete with:
 • aerator M24x1
 • set of 2 stainless steel hoses 3/8"G

ND 071..	Finiture - Finishes	EUR
senza scarico without pop up waste	CR CO CC CG	
ND 070..		
con scarico automatico 1"G with 1"G pop up waste	CR CO CC CG	
ND 075..		
con scarico automatico 1"1/4G with 1"1/4G pop up waste	CR CO CC CG	



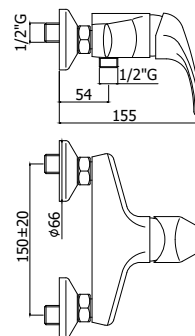
Miscelatore parrucchiere completo di:
 • 1 flessibile nylon 1/2"G x M15x1 cm. 150 con piombo
 • set 3 flessibili inox 3/8"G
 Hairdresser mixer complete with:
 • 1/2"-M15x1 / L.1500 mm nylon hose with weight
 • set of 3 stainless steel hoses 3/8"G

ND 087..	Finiture - Finishes	EUR
con doccetta estraibile (monogetto) with (single spray) pull out hand-shower	CR	



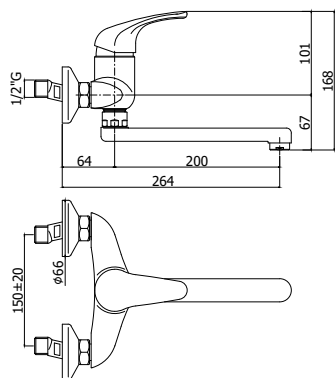
Miscelatore bidet completo di:
 • con snodo e aeratore M24x1
 • set 2 flessibili inox 3/8"G
 Bidet mixer complete with:
 • with swivel joint and aerator M24x1
 • set of 2 stainless steel hoses 3/8"G

ND 131..	Finiture - Finishes	EUR
senza scarico without pop up waste	CR CO CC CG	
ND 130..		
con scarico automatico 1"G with 1"G pop up waste	CR CO CC CG	
ND 135..		
con scarico automatico 1"1/4G with 1"1/4G pop up waste	CR CO CC CG	



Miscelatore doccia completo di:
 • set 2 eccentrici 1/2"x3/4"G e rosoni
 Shower mixer complete with:
 • set of 2 S-wall-unions 1/2"x3/4"G and wall-plates

ND 168..	Finiture - Finishes	EUR
senza set doccia without shower set	CR CO CC CG	
• con attacco inferiore 1/2"G with 1/2"G lower connection		
ND 168D..		
con supporto a muro snodato normale with standard swivelling wall bracket	CR CO CC CG	
• con doccia Trieste Bis e flessibile with Trieste Bis hand-shower and flexible hose		



Miscelatore lavello a muro completo di:

- aeratore M24x1
- attacchi 1/2" G

Wall sink mixer complete with:

- aerator M24x1
- 1/2" G connections

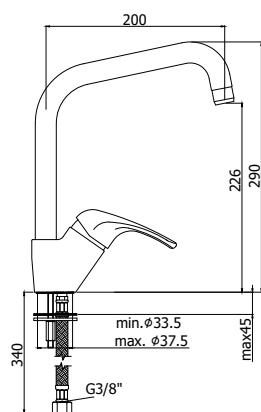
ND 161..

con canna tubo diritta orientabile -
l.200mm

with swivel tube straight spout - l.200mm

Finiture - Finishes **EUR**

CR
CO
CC
CG
TF



Miscelatore lavello monoforo completo di:

- aeratore M22x1F
- set 2 flessibili inox 3/8" G

One-hole sink mixer complete with:

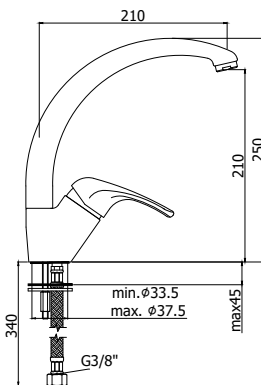
- aerator M22x1F
- set of 2 stainless steel hoses 3/8" G

ND 180..

con canna orientabile
with swivelling spout

Finiture - Finishes **EUR**

CR
CO
CC
CG
TF



Miscelatore lavello monoforo con canna orientabile completo di:

- aeratore M24x1
- set 2 flessibili inox 3/8" G

One-hole sink mixer with swivelling spout complete with:

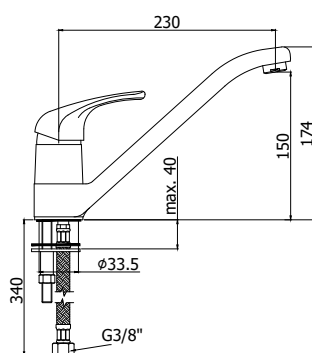
- aerator M24x1
- set of 2 stainless steel hoses 3/8" G

ND 181..

con canna tubo
with tube spout

Finiture - Finishes **EUR**

CR
CO
CC
CG
TF



Miscelatore lavello monoforo con canna orientabile completo di:

- aeratore M24x1
- set 2 flessibili inox 3/8" G

One-hole sink mixer with swivelling spout complete with:

- aerator M24x1
- set of 2 stainless steel hoses 3/8" G

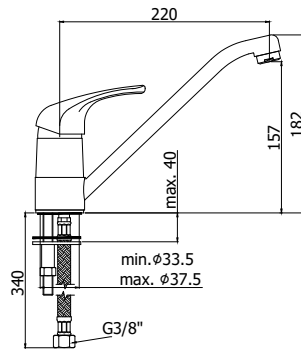
ND 182..

con canna fusa
with cast spout

Finiture - Finishes **EUR**

CR
CO
CC
CG
TF

nettuno due



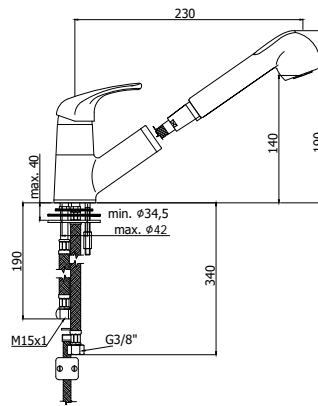
Miscelatore lavello monoforo con canna orientabile completo di:

- aeratore M24x1
- set 2 flessibili inox 3/8"G

One-hole sink mixer with swivelling spout complete with:

- aerator M24x1
- set of 2 stainless steel hoses 3/8"G

ND 182T..	Finiture - Finishes	EUR
con canna tubo	CR	
with tube spout	CO	
	CC	
	CG	
	TF	



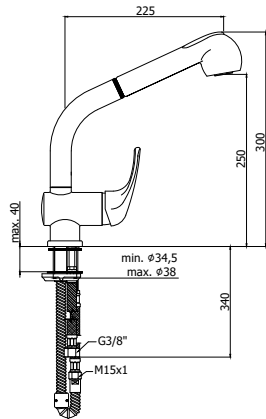
Miscelatore lavello monoforo con canna orientabile completo di:

- set 2 flessibili inox 3/8"G
- 1 flessibile inox M15x1
- 1 flessibile nylon 1/2"G x M15x1 cm. 150 con piombo

One-hole sink mixer with swivelling spout complete with:

- set of 2 stainless steel hoses 3/8"G
- 1 stainless steel hose M15x1
- 1/2"-M15x1 / L.1500 mm nylon hose with weight

ND 183..	Finiture - Finishes	EUR
con doccia estraibile (2 getti) in ABS	CR	
with (two-spray) ABS pull out handshower	CO	
	CC	
	CG	
	TF	



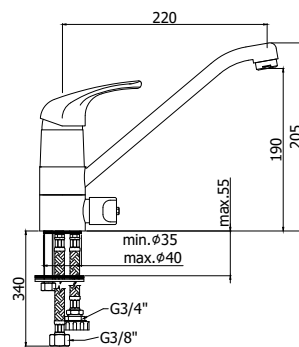
Miscelatore lavello monoforo con canna orientabile completo di:

- set 2 flessibili inox 3/8"G
- 1 flessibile inox M15x1
- 1 flessibile nylon 1/2"G x M15x1 cm. 150 con piombo

One-hole sink mixer with swivelling spout complete with:

- set of 2 stainless steel hoses 3/8"G
- 1 stainless steel hose M15x1
- 1/2"-M15x1 / L.1500 mm nylon hose with weight

ND 185..	Finiture - Finishes	EUR
con doccia estraibile (2 getti) in ABS	CR	
with (two-spray) ABS pull out handshower	CO	
	CC	
	CG	
	TF	



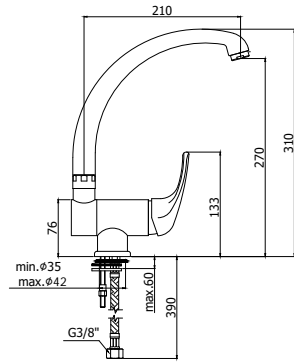
Miscelatore lavello monoforo con canna orientabile completo di:

- aeratore M24x1
- set 2 flessibili inox 3/8"G
- 1 flessibile inox 3/4"G

One-hole sink mixer with swivelling spout complete with:

- aerator M24x1
- set of 2 stainless steel hoses 3/8"G
- 1 stainless steel hose 3/4"G

ND 184..	Finiture - Finishes	EUR
con attacco lavastoviglie	CR	
with dishwasher machine connection	CO	
	CC	
	CG	
	TF	



Miscelatore lavello monoforo con canna orientabile completo di:

- aeratore M24x1
- set 2 flessibili inox 3/8"G

One-hole sink mixer with swivelling spout complete with:

- aerator M24x1
- set of 2 stainless steel hoses 3/8"G

ND 189..

Finiture - Finishes **EUR**

con canna reclinabile

CR

- altezza minima per apertura finestra 76 mm

CO

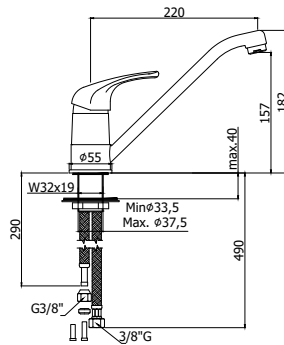
CC

CG

with reclining spout

- minimum height for windows opening 76 mm

TF



Miscelatore lavello monoforo con canna orientabile completo di:

- aeratore M24x1 bassa pressione
- set 3 flessibili inox 3/8"G bassa pressione

One-hole sink mixer with swivelling spout complete with:

- low pressure aerator M24x1
- set of 3 low pressure stainless steel hoses 3/8"G

ND 195..

Finiture - Finishes **EUR**

bassa pressione

CR

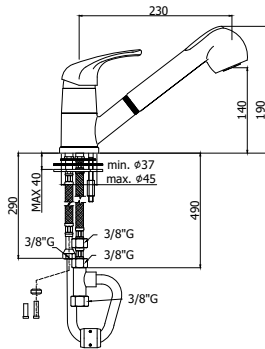
low pressure

CO

CC

CG

TF



Miscelatore lavello monoforo con canna orientabile completo di:

- set 3 flessibili inox 3/8"G bassa pressione
- 1 flessibile nylon 1/2"G x M15x1 cm. 150 con piombo

One-hole sink mixer with swivelling spout complete with:

- set of 3 low pressure stainless steel hoses 3/8"G
- 1/2"-M15x1 / L.1500 mm nylon hose with weight

ND 196..

Finiture - Finishes **EUR**

bassa pressione

CR

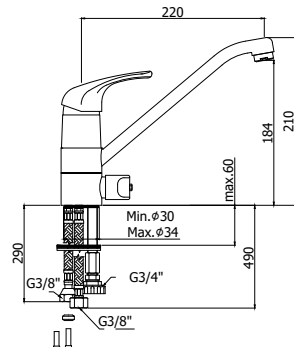
low pressure

CO

CC

CG

TF



Miscelatore lavello monoforo con canna orientabile completo di:

- aeratore M24x1 bassa pressione
- set 2 flessibili inox 3/8"G bassa pressione
- 1 flessibile inox 3/4"G

One-hole sink mixer with swivelling spout complete with:

- low pressure aerator M24x1
- set of 2 low pressure stainless steel hoses 3/8"G
- 1 stainless steel hose 3/4"G

ND 197..

Finiture - Finishes **EUR**

bassa pressione

CR

- con attacco lavastoviglie

CO

low pressure

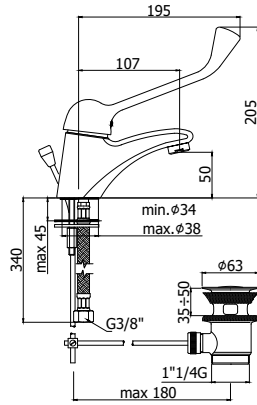
CC

- with dishwasher machine connection

CG

TF

nettuno due



Miscelatore lavabo con **leva clinica** completo di:

- aeratore M24x1
- set 2 flessibili inox 3/8"G

Wash basin mixer with **clinical lever** complete with:

- aerator M24x1
- set of 2 stainless steel hoses 3/8"G

ND 301.. **Finiture - Finishes** **EUR**

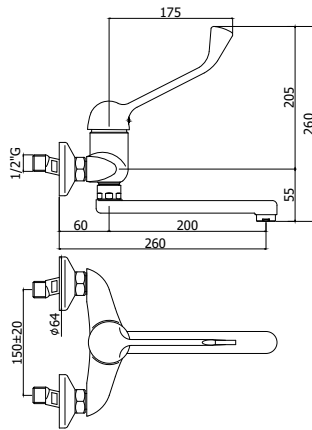
senza scarico
without pop up waste

CR

ND 305.. **Finiture - Finishes** **EUR**

con scarico automatico 1"1/4G
with 1"1/4G pop up waste

CR



Miscelatore lavello a muro con **leva clinica** completo di:

- aeratore M24x1
- attacchi 1/2"G

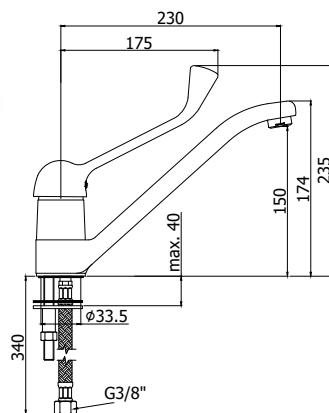
Wall sink mixer with **clinical lever** complete with:

- aerator M24x1
- 1/2"G connections

ND 302.. **Finiture - Finishes** **EUR**

con canna tubo diritta orientabile -
l.200mm
with swivel tube straight spout - l.200mm

CR



Miscelatore lavello monoforo con **leva clinica** completo di:

- aeratore M24x1
- set 2 flessibili inox 3/8"G

One-hole sink mixer with **clinical lever** complete with:







- aerator M24x1
- set of 2 stainless steel hoses 3/8"G









ND 303.. F **Finiture - Finishes** **EUR**

con canna fusa
with cast spout

CR

	ZA91100R	Cartuccia Ø 40 mm con distributore con regolazione per artt. 022-023-026-070-071-075-130-131-135-161-168-168D-180-181-301-302-305 Cartridge Ø 40 mm with distributor with regulation for artt. 022-023-026-070-071-075-130-131-135-161-168-168D-180-181-301-302-305	Finiture - Finishes EUR
	ZA91102R	Cartuccia completa Ø 40 mm senza distributore con regolazione per artt.010-015-087-182-182T-183-184-195-196-197-303-BOX010-015 Complete cartridge Ø 40 mm without distributor with regulation for artt.010-015-087-182-182T-183-184-195-196-197-303-BOX010-015	Finiture - Finishes EUR
	ZA91150	Cartuccia completa Ø 40 mm senza distributore per artt. 185-189 Complete cartridge Ø 40 mm without distributor for artt. 185-189	
	ZACC146	Valvolina antiritorno Ø15 mm per artt. 168 - ZDEV034..V Check-valve Ø15 mm for artt. 168 - ZDEV034..V	Finiture - Finishes EUR
	ZACC232	Valvolina antiritorno Ø14 mm per art. ZDOC002-ZDOC034 Check-valve Ø14 mm for art. ZDOC002-ZDOC034	
	ZACC141	Base + fissaggio per art. 087 Ring + fixing set for art. 087	Finiture - Finishes EUR CR GF
	ZAER001	Aeratore Ø 22x1F per art. 180 Aerator Ø 22x1F for art. 180	Finiture - Finishes EUR CR GF
	ZAER002	Aeratore Ø 24x1M per artt. 070-071-075-087-130-131-135-161-181-182-182T-184-189-301-302-303-305 Aerator Ø 24x1M for artt. 070-071-075-087-130-131-135-161-181-182-182T-184-189-301-302-303-305	CR GF
	ZAER003	Aeratore Ø 28x1M per artt. 022-023-026 Aerator Ø 28x1M for artt. 022-023-026	CR GF
	ZAER008	Aeratore Ø 24x1M bassa pressione per artt. 195-197 Low pressure aerator Ø 24x1M for artt. 195-197	CR GF
	ZAER006	Snodo con aeratore Ø 24x1M per artt. 130-131-135 Joint with aerator Ø 24x1M for artt. 130-131-135	Finiture - Finishes EUR CR GF
	ZAST009	Asta piegata Ø 4 mm + pomolo + snodino+ OR per artt. 070-075-130-135-301-305 Rod Ø 4 mm + knob + articulation + OR for artt. 070-075-130-135-301-305	Finiture - Finishes EUR CR GF
	ZAST023	Snodo in ABS per asta scarico ABS articulation for rod connection	

		Finiture - Finishes	EUR
	ZBAS006	Basetta ottone con OR per artt. 183-196 Brass base with OR for artt. 183-196	CR GF
	ZBAS007	Basetta ottone con OR per art. 185 Brass base with OR for art. 185	CR GF
	ZBAS008	Basetta ottone con OR per art. 195 Brass base with OR for art. 195	CR GF
	ZCAL003	Calotta 3/4" per miscelatori a parete 3/4" nut for wall mixers	CR GF
	ZCANA005	Canna tubo alta interasse 210 mm con aeratore e calotta per art. 189 Tube spout with aerator and nut, distance between centres 210 mm for art. 189	CR CO CC CG TF
	ZCANA121	Canna tubo alta interasse 210 mm con aeratore e senza calotta per art. 181 Tube spout with aerator and without nut, distance between centres 210 mm for art. 181	CR CO CC CG TF
	ZCANA023	Canna tubo dritta interasse 200 mm, con aeratore, per artt. 161-302 Straight tube spout with aerator for artt. 161-302, distance between centres 200 mm	CR CO CC CG TF
	ZCANA123	Canna tubo alta Ø24 mm, interasse 204 mm con aeratore e senza calotta per art. 180 Complete tube spout with aerator and without nut, distance between centres 204 mm for Art. 180	CR CO CC CG TF
	ZRAC073	Raccordo con guarnizioni + set fissaggio per artt. 180-181 Connection with gaskets + fixing set for artt. 180-181	CR
	ZCAP009	Cappuccio sottoleva in metallo per artt. NETTUNO DUE Metal underlever cover for artt. NETTUNO DUE	CR GF
	ZCAP012	Cappuccio sottoleva in metallo per art. 015 Metal underlever cover for art. 015	CR GF
	ZCAP029	Cappuccio sottoleva in ABS per artt. NETTUNO DUE / BOX010-015 ABS underlever cover for artt. NETTUNO DUE / BOX010-015	CR GF
	ZCAP053	Cappuccio sottoleva in metallo per artt. 087-189 Metal underlever cover for artt. 087-189	CR GF

		Finiture - Finishes	EUR
	ZDEV034.. V Deviatore con valvolina antiritorno per miscelatore vasca esterno per artt. 022-023-026 Diverter with check-valve for bath/shower mixer for artt. 022-023-026	CR GF	
	ZDEV048 Deviatore completo per miscelatore incasso art. 015 Diverter for concealed mixer art. 015	CR GF	
	ZDEV100 Deviatore completo per art. BOX015 Complete diverter for art. BOX015	CR	
	ZDOC002 Doccia (2 getti) in ABS con valvolina antiritorno per artt. 183-185 ABS hand-shower (two spray-functions) with check-valve for artt. 183-185	CR	
	ZDOC034 Doccia (2 getti) in ABS con valvolina antiritorno per "bassa pressione" per art. 196 ABS hand-shower (two spray-functions) with check-valve for "low pressure" for art. 196	CR	
	ZDOC091 Doccia (2 getti) in ABS con valvolina antiritorno per artt. 183-185-196 ABS hand-shower (two spray-functions) with check-valve for artt. 183-185-196	CL TF	
	ZDOC014 Doccia estraibile (monogetto) per art. 087 Pull out hand-shower (single-spray) for art. 087	CR	
	ZDOC081 Doccia Trieste Bis (monogetto) in ABS per artt. 023-026-168D Trieste Bis ABS hand-shower (single spray) for artt. 023-026-168D	CR	
	ZECC001 Eccentrico con rosone 1/2"x 3/4" per miscelatori a parete Adjustable centre 1/2"x 3/4" for wall mounted mixers	CR CL	
	ZFLO001 Flessibile 150 cm doppia aggraffatura e calotta conica per artt. 023-026-168D Flexible hose 150 cm double interlock and conical nut for artt. 023-026-168D	CR GF	



ZFLO011 Set flessibile nylon grigio 150 cm 1/2" x M15x1 con peso ecologico per artt. 087-183-185-196
Nylon flexible hose 150 cm 1/2"x M15x1 with weight for artt. 087-183-185-196

Finiture - Finishes **EUR**
CR



ZFIS007 Set fissaggio per artt. 183
Fixing set for artt. 183

ZFIS008 Set fissaggio per artt. 070-071-075-130-131-135-180-181-301-305
Fixing set for artt. 070-071-075-130-131-135-180-181-301-305

ZFIS010 Set fissaggio per artt. 196
Fixing set for artt. 96

ZFIS011 Set fissaggio per artt. 197
Fixing set for artt. 97

ZFIS012 Set fissaggio per artt. 195
Fixing set for artt. 95

ZFIS032 Set fissaggio per artt. 182-182T-303
Fixing set for artt. 182-182T-303

ZFIS054 Set fissaggio per artt. 087-184
Fixing set for artt. 087-184

ZFIS068 Set fissaggio per artt. 185
Fixing set for artt. 185

ZFIS189 Set fissaggio per artt. 189
Fixing set for artt. 189

Finiture - Finishes **EUR**



ZFLX001 Set 2 flex inox M10x1 F3/8 x cm. 35 con guarnizioni per artt. 070-071-075-130-131-135-180-181-182-182T-184-301-303-305
Set of 2 stainless steel hoses M10x1 F3/8 x cm. 35 with gaskets for artt. 070-071-075-130-131-135-180-181-182-182T-184-301-303-305

ZFLX006 Set 3 flex inox per artt. 185
Set of 3 stainless steel hoses for artt. 185

ZFLX008 Set 3 flex inox per artt. 087
Set of 3 stainless steel hoses for artt. 087

ZFLX021 Set 3 flex inox per artt. 183
Set of 3 stainless steel hoses for artt. 183

ZFLX024 Set 3 flex inox bassa pressione per artt. 195-197
Set of 3 low pressure stainless steel hoses for artt. 195-197

ZFLX058 Set flex inox (3 pz. + prolunghe + rid. 3/4) per artt. 184
Set of 3 pcs. inox flex (3 pcs+extension+reduction 3/4) for artt. 184

ZFLX072 Set 3 flex inox bassa pressione per artt. 196
Set of 3 low pressure stainless steel hoses for artt. 196

ZFLX101 Set 2 flex inox SOFT PEX F3/8 450 mm per artt. 189
Set of 2 F3/8 stainless steel hoses 450 mm SOFT PEX for artt. 189









Finiture - Finishes **EUR**
CR



ZGHI001 Ghiera ferma cartuccia Ø 40 mm per artt. NETTUNO DUE
Ø 40 mm cartridge fastening ring nut for artt. NETTUNO DUE

ZGHI008 Ghiera ferma cartuccia per artt. 087-189
Cartridge fastening ring nut for artt. 087-189

Finiture - Finishes **EUR**

		Finiture - Finishes	EUR
	ZLEV043 Leva clinica NETTUNO DUE NETTUNO DUE clinical lever	CR	
	ZLEV067 Leva completa per artt. 010-015-022-023-026-070-071-075-087-130-131-135-161-168-168D-180-181-182-182T-183-184-195-196-197-301-302-303-305 / BOX010-015 Complete lever for artt. 010-015-022-023-026-070-071-075-087-130-131-135-161-168-168D-180-181-182-182T-183-184-195-196-197-301-302-303-305 / BOX010-015	CR CL TF	
	ZLEV200 Leva completa rovesciata per artt. 185-189 Reverse lever for artt. 185-189	CR CL TF	
	ZPIA006 Piastra 1 foro con guarnizione per art. 010 / Ø116 mm One-hole wall plate with gasket for art. 010 / Ø116 mm	CR CL	
	ZPIA002 Piastra 2 fori con guarnizioni per art. 015 / L.120 x h.190 mm Two-hole wall plate with gaskets for art. 015 / L.120 x h.190 mm	CR CL	
	ZPIA072 Piastra tonda in ABS 1 foro con OR per art. BOX010 / Ø173 mm ABS round one-hole wall plate with OR for art. BOX010 / Ø173mm	CR	
	ZPIA074 Piastra tonda in ABS 2 fori con OR per art. BOX015 / Ø173 mm ABS round two-hole wall plate with OR for art. BOX015 / Ø173mm	CR	
	ZSED001 Sede per miscelatori a parete Wall mounted single lever mixer seat	CR	
	ZSET002 Set Gaco/antifrizione per artt. 182-182T-184-195-197-303 Kit of joints for artt. 182-182T-184-195-197-303		



ZSET011 Set accessori per bassa pressione artt. 195-196-197
Low pressure accessory kit for artt. 195-196-197

Finiture - Finishes **EUR**



ZSET016 Set OR / anello tagliato per artt. 161-302
Kit of OR / cut ring for artt. 161-302

Finiture - Finishes **EUR**




ZSET025 Set con riduzioni, tirante forato e guarnizioni per art. 197
Set with reducers for art. 197

Finiture - Finishes **EUR**



ZSET026 Set raccordo a T con guarnizioni per art. 196
T connection set for art. 196

Finiture - Finishes **EUR**



ZSET072 Set guarnizioni + molla per art. 189
Kit of gaskets + spring for art. 189

Finiture - Finishes **EUR**

nettuno

EVERGREEN

La linea essenziale ma piacevole della serie NETTUNO ha creato un prodotto senza tempo.

Le forme classiche di questo rubinetto sono ancora oggi apprezzate sul mercato nonostante siano passati più di 25 anni dalla sua creazione.

La serie si caratterizza per uno standard elevato di qualità tecnica che ne fanno un prodotto robusto e affidabile nel tempo.

EVERGREEN

The essential but nice line of NETTUNO series has created a timeless product.

The classic shapes of this faucet are still today appreciated on the market, despite 25 years have been passed since its creation.

The series is characterized by a high standard of technical quality that makes of Nettuno a sturdy and reliable product for long time.

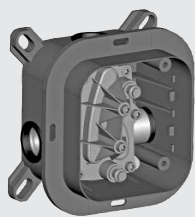


FINITURE FINISHES

Le serie **NETTUNO** è disponibile nelle seguenti finiture:
NETTUNO range is available in the following finishes:

CR cromato
 chrome plated



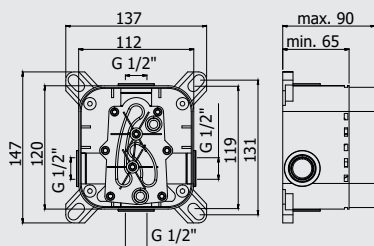


Video istruzioni Pbox
Pbox video instructions



*Da abbinare solo con
NT BOX010 - NT BOX015

*To be completed only with
NT BOX010 - NT BOX015



Set incasso universale per miscelatori doccia completo di:

- corpo incasso
- box

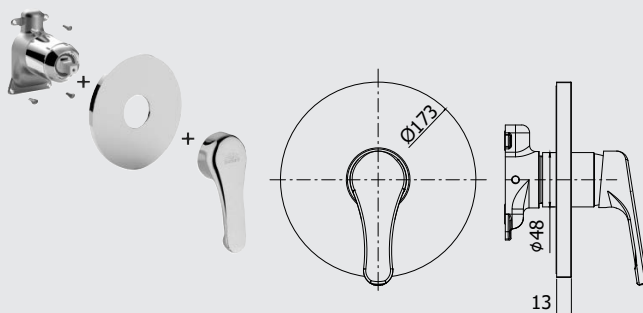
Universal concealed Box for mixers complete with:

- concealed body
- box

PBOX 001

Finiture - Finishes **EUR**

senza set esterno
without external set



*Da abbinare solo con
PBOX 001

*To be completed only with
PBOX 001

Set esterno miscelatore incasso doccia (1 uscita) completo di:

- corpo miscelatore
- piastra in ABS Ø173mm e leva

External set for concealed shower mixer (1 outlet) complete with:


- mixer body
- ABS wall plate Ø173 mm and lever

NT BOX010..

Finiture - Finishes **EUR**

senza deviatore
without diverter

CR

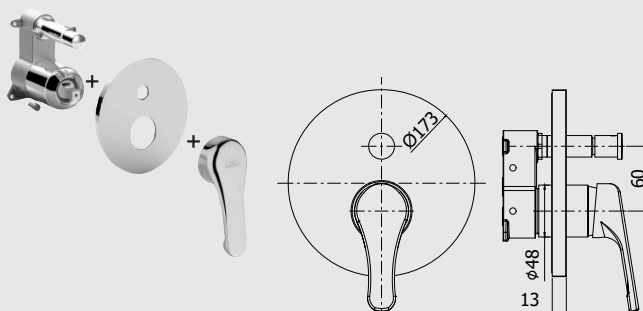


ZPRO BOX010..

Prolunga per art. BOX010

- H30mm
- Extension for art. BOX010
- H30mm

CR



*Da abbinare solo con
PBOX 001

*To be completed only with
PBOX 001

Set esterno miscelatore incasso doccia (2 uscite) completo di:

- corpo miscelatore
- piastra in ABS Ø173mm e leva

External set for concealed shower mixer (2 outlets) complete with:

- mixer body
- ABS wall plate Ø173 mm and lever

NT BOX015..

Finiture - Finishes **EUR**

con deviatore a pulsante
with push diverter

CR

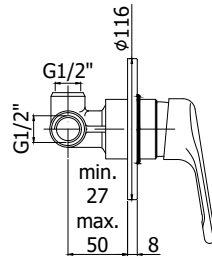


ZPRO BOX015..

Prolunga con deviatore per art. BOX015

- H30mm
- Extension with diverter for art. BOX015
- H30mm

CR



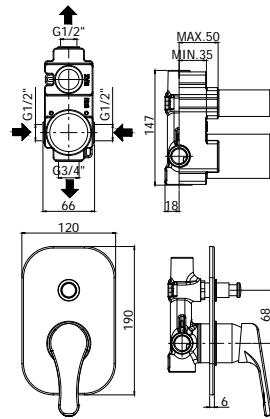
* Per set incasso/esterno separati (v. capitolo Incassi Projects)
 * For concealed/external set divided (see Concealed mixer Projects chapter)

Miscelatore incasso doccia (1 uscita) completo di:
 • piastra in metallo Ø116mm
 • attacchi 1/2" G
 Concealed shower mixer (1 outlet) complete with:
 • metal wall plate Ø116mm
 • 1/2" G connections

NT 010.. Finiture - Finishes EUR
 senza deviatore CR
 without diverter



ZPRO 002..
 Prolunga per art. 010 CR
 • H41mm
 Extension for art. 010
 • H41mm



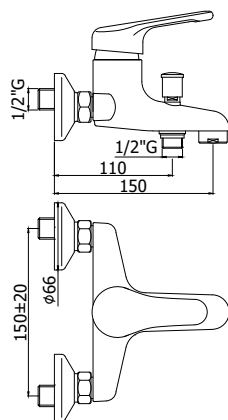
* Per set incasso/esterno separati (v. capitolo Incassi Projects)
 * For concealed/external set divided (see Concealed mixer Projects chapter)

Miscelatore incasso doccia (2 uscite) completo di:
 • piastra in metallo 120x190mm
 • attacchi calda/fredda e superiore 1/2" G - attacco inferiore 3/4" G
 Concealed shower mixer (2 outlets) complete with:
 • metal wall plate 120x190 mm
 • 1/2" G hot/cold and upper connections - 3/4" G lower connection

NT 015.. Finiture - Finishes EUR
 con deviatore a pulsante CR
 with push diverter



ZPRO 014..
 Prolunga per art. 015 CR
 • H30mm
 Extension for art. 015
 • H30mm

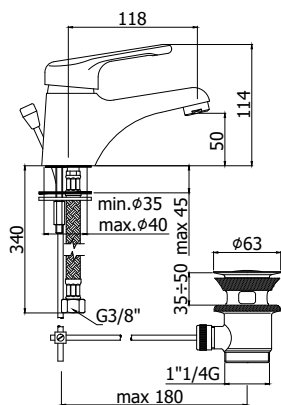


Miscelatore vasca/doccia con deviatore completo di:
 • aeratore M28x1
 • set 2 eccentrici 1/2"x3/4" G e rosoni
 Bath/shower mixer with diverter complete with:
 • aerator M28x1
 • set of 2 S-wall-unions 1/2"x3/4" G and wall-plates

NT 022.. Finiture - Finishes EUR
 senza set doccia CR
 without shower set

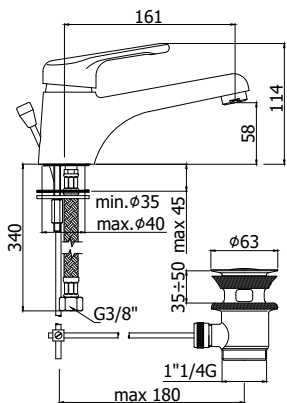
NT 023..
 con supporto a muro snodato normale CR
 con doccia e flessibile
 with standard swivelling wall bracket
 with hand-shower and flexible hose

NT 026..
 con supporto a muro fisso in ABS CR
 con doccia e flessibile
 with ABS fixed wall bracket
 with hand-shower and flexible hose



Miscelatore lavabo completo di:
 • aeratore M24x1
 • set 2 flessibili inox 3/8"G
 Wash basin mixer complete with:
 • aerator M24x1
 • set of 2 stainless steel hoses 3/8"G

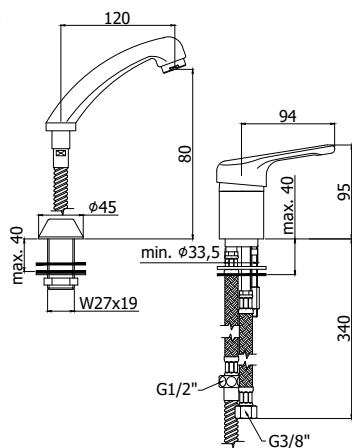
NT 071..	Finiture - Finishes	EUR
senza scarico • con attacco catenella without pop up waste • with chain holder	CR	
NT 070..		
con scarico automatico 1"G • senza attacco catenella with 1"G pop up waste • without chain holder	CR	
NT 075..		
con scarico automatico 1"1/4G • senza attacco catenella with 1"1/4G pop up waste • without chain holder	CR	



Miscelatore lavabo canna lunga completo di:
 • aeratore M24x1
 • set 2 flessibili inox 3/8"G
 Wash basin mixer with long spout complete with:
 • aerator M24x1
 • set of 2 stainless steel hoses 3/8"G

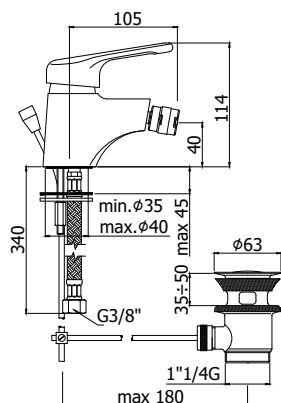
NT 081..	Finiture - Finishes	EUR
senza scarico • con attacco catenella without pop up waste • with chain holder	CR	
NT 080..		
con scarico automatico 1"G • senza attacco catenella with 1"G pop up waste • without chain holder	CR	
NT 085..		
con scarico automatico 1"1/4G • senza attacco catenella with 1"1/4G pop up waste • without chain holder	CR	

bocca prolungata
long spout



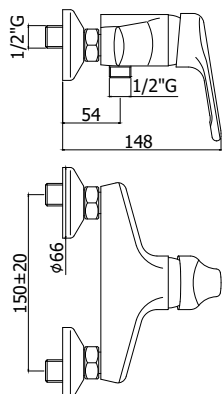
Miscelatore parrucchiere completo di:
 • 1 flessibile nylon 1/2"G x M15x1 cm. 150 con piombo
 • set 3 flessibili inox 3/8"G
 Hairdresser mixer complete with:
 • 1/2"-M15x1 / L.1500 mm nylon hose with weight
 • set of 3 stainless steel hoses 3/8"G

NT 087..	Finiture - Finishes	EUR
con doccetta estraibile (monogetto) with (single spray) pull out hand-shower	CR	



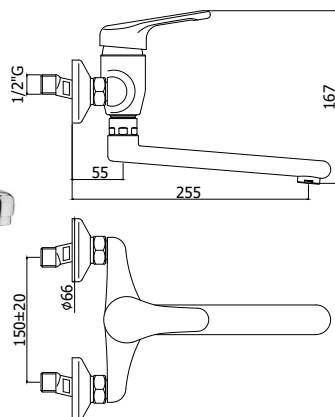
- Miscelatore bidet completo di:
- con snodo e aeratore M24x1
 - set 2 flessibili inox 3/8"G
- Bidet mixer complete with:
- with swivel joint and aerator M24x1
 - set of 2 stainless steel hoses 3/8"G

NT 131..	Finiture - Finishes	EUR
senza scarico • con attacco catenella without pop up waste • with chain holder	CR	
NT 130..		
con scarico automatico 1"G • senza attacco catenella with 1"G pop up waste • without chain holder	CR	
NT 135..		
con scarico automatico 1"1/4G • senza attacco catenella with 1"1/4G pop up waste • without chain holder	CR	



- Miscelatore doccia completo di:
- set 2 eccentrici 1/2"x3/4"G e rosoni
- Shower mixer complete with:
- set of 2 S-wall-unions 1/2"x3/4"G and wall-plates

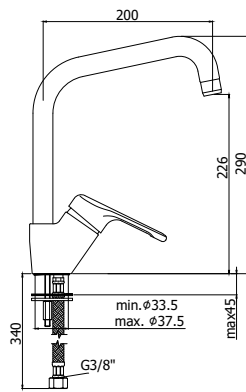
NT 168..	Finiture - Finishes	EUR
senza set doccia • con attacco inferiore 1/2"G without shower set • with 1/2"G lower connection	CR	
NT 168D..		
con supporto a muro snodato normale • con doccia Trieste Bis e flessibile with standard swivelling wall bracket • with Trieste Bis hand-shower and flexible hose	CR	



- Miscelatore lavello a muro completo di:
- aeratore M24x1
 - attacchi 1/2"G
- Wall sink mixer complete with:
- aerator M24x1
 - 1/2"G connections

NT 161..	Finiture - Finishes	EUR
con canna tubo diritta orientabile - 1.200mm with swivel tube straight spout - 1.200mm	CR	

nettuno



Miscelatore lavello monoforo completo di:

- aeratore M22x1F
- set 2 flessibili inox 3/8"G

One-hole sink mixer complete with:

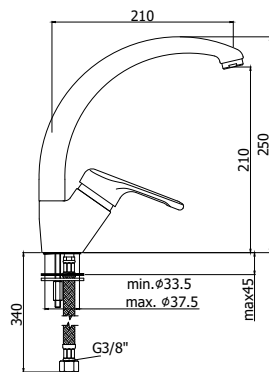
- aerator M22x1F
- set of 2 stainless steel hoses 3/8"G

NT 180..

con canna orientabile
with swivelling spout

Finiture - Finishes
CR

EUR



Miscelatore lavello monoforo con canna orientabile completo di:

- aeratore M24x1
- set 2 flessibili inox 3/8"G

One-hole sink mixer with swivelling spout complete with:

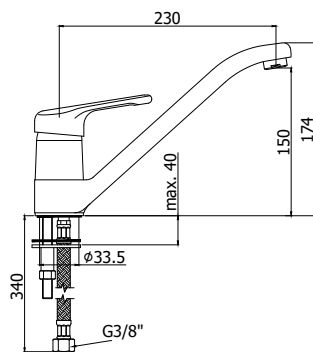
- aerator M24x1
- set of 2 stainless steel hoses 3/8"G

NT 181..

con canna tubo
with tube spout

Finiture - Finishes
CR

EUR



Miscelatore lavello monoforo con canna orientabile completo di:

- aeratore M24x1
- set 2 flessibili inox 3/8"G

One-hole sink mixer with swivelling spout complete with:

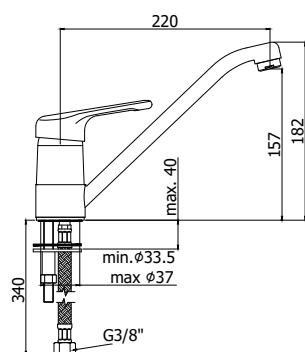
- aerator M24x1
- set of 2 stainless steel hoses 3/8"G

NT 182..

con canna fusa
with cast spout

Finiture - Finishes
CR

EUR



Miscelatore lavello monoforo con canna orientabile completo di:

- aeratore M24x1
- set 2 flessibili inox 3/8"G

One-hole sink mixer with swivelling spout complete with:

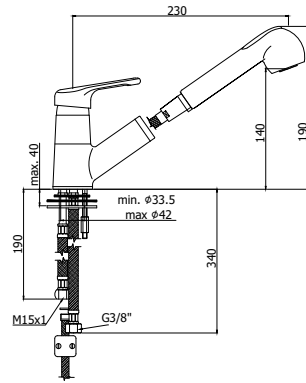
- aerator M24x1
- set of 2 stainless steel hoses 3/8"G

NT 182T..

con canna tubo
with tube spout

Finiture - Finishes
CR

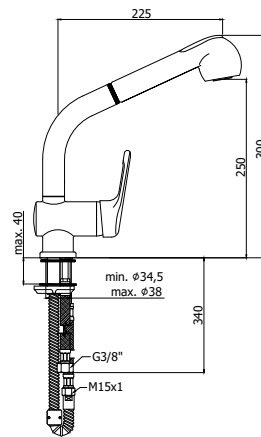
EUR



Miscelatore lavello monoforo con canna orientabile completo di:

- set 2 flessibili inox 3/8"G
 - 1 flessibile inox M15x1
 - 1 flessibile nylon 1/2"G x M15x1 cm. 150 con piombo
- One-hole sink mixer with swivelling spout complete with:
- set of 2 stainless steel hoses 3/8"G
 - 1 stainless steel hose M15x1
 - 1/2"-M15x1 / L.1500 mm nylon hose with weight

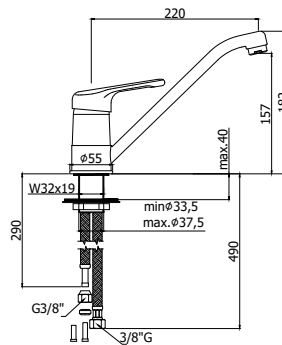
NT 183.. **Finiture - Finishes** **EUR**
 con doccia estraibile (2 getti) in ABS **CR**
 with (two-spray) ABS pull out hand-
 shower



Miscelatore lavello monoforo con canna orientabile completo di:

- set 2 flessibili inox 3/8"G
 - 1 flessibile inox M15x1
 - 1 flessibile nylon 1/2"G x M15x1 cm. 150 con piombo
- One-hole sink mixer with swivelling spout complete with:
- set of 2 stainless steel hoses 3/8"G
 - 1 stainless steel hose M15x1
 - 1/2"-M15x1 / L.1500 mm nylon hose with weight

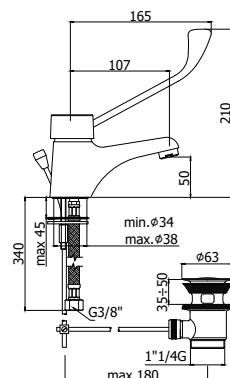
NT 185.. **Finiture - Finishes** **EUR**
 con doccia estraibile (2 getti) in ABS **CR**
 with (two-spray) ABS pull out hand-
 shower



Miscelatore lavello monoforo con canna orientabile completo di:

- aeratore M24x1 bassa pressione
 - set 3 flessibili inox 3/8"G bassa pressione
- One-hole sink mixer with swivelling spout complete with:
- low pressure aerator M24x1
 - set of 3 low pressure stainless steel hoses 3/8"G

NT 195.. **Finiture - Finishes** **EUR**
bassa pressione **CR**
low pressure



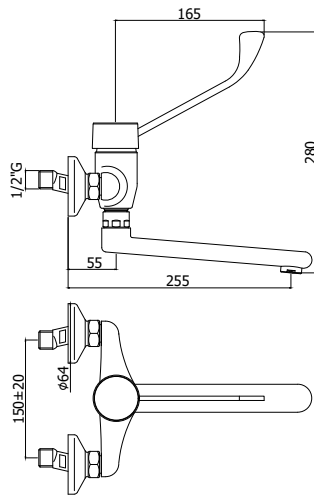
Miscelatore lavabo con leva clinica completo di:

- aeratore M24x1
 - set 2 flessibili inox 3/8"G
- Wash basin mixer with clinical lever complete with:
- aerator M24x1
 - set of 2 stainless steel hoses 3/8"G

NT 301.. **Finiture - Finishes** **EUR**
 senza scarico **CR**
 • con attacco catenella
 without pop up waste
 • with chain holder

NT 305.. **Finiture - Finishes** **EUR**
 con scarico automatico 1"1/4G **CR**
 • senza attacco catenella
 with 1"1/4G pop up waste
 • without chain holder

nettuno



Miscelatore lavello a muro con **leva clinica** completo di:

- aeratore M24x1
- attacchi 1/2" G

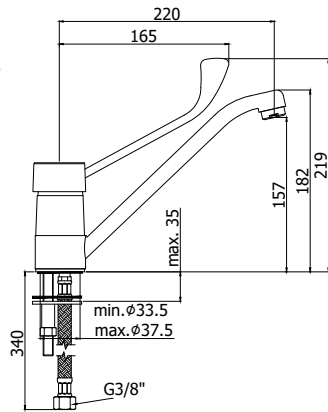
Wall sink mixer with **clinical lever** complete with:

- aerator M24x1
- 1/2" G connections

NT 302..

con canna tubo diritta orientabile -
l.200mm
with swivel tube straight spout - l.200mm

Finiture - Finishes **EUR**
.....
CR



Miscelatore lavello monoforo con **leva clinica** completo di:

- aeratore M24x1
- set 2 flessibili inox 3/8" G

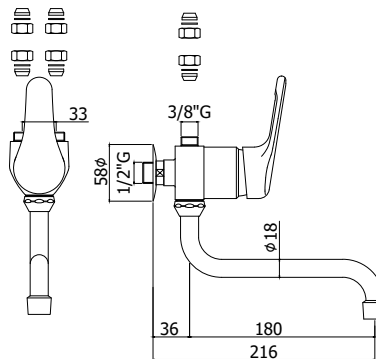
One-hole sink mixer with **clinical lever** complete with:

- aerator M24x1
- set of 2 stainless steel hoses 3/8" G

NT 303..

con canna tubo
with tube spout

Finiture - Finishes **EUR**
.....
CR



Miscelatore scaldabagno completo di:

- con canna tubo orientabile
- rompigetto M22x1 bassa pressione

Water heater wall sink mixer complete with:

- with swivel tube spout
- low pressure anti-splash M22x1

NT 201..

bassa pressione
low pressure

Finiture - Finishes **EUR**
.....
CR



ZA91100R Cartuccia Ø 40 mm con distributore con regolazione per artt. 022-023-026-070-071-075-080-081-085-130-131-135-161-168-168D-180-181-301-302-305
 Cartridge Ø 40 mm with distributor with regulation for artt. 022-023-026-070-071-075-080-081-085-130-131-135-161-168-168D-180-181-301-302-305

Finiture - Finishes **EUR**



ZA91102R Cartuccia completa Ø 40 mm senza distributore con regolazione per artt.010-015-087-182-182T-183-195-201-303-BOX010-015
 Complete cartridge Ø 40 mm without distributor with regulation for artt.010-015-087-182-182T-183-195-201-303-BOX010-015

Finiture - Finishes **EUR**

ZA91150 Cartuccia completa Ø 40 mm senza distributore per art. 185
 Complete cartridge Ø 40 mm without distributor for art. 185



ZACC146 Valvolina antiritorno Ø15 mm per artt. 168 - ZDEV002..V

Finiture - Finishes **EUR**

Check-valve Ø15 mm for artt. 168 - ZDEV002..V

ZACC232 Valvolina antiritorno Ø14 mm per art. ZDOC002
 Check-valve Ø14 mm for art. ZDOC002



ZACC141 Base + fissaggio per art. 087
 Ring + fixing set for art. 087

Finiture - Finishes **EUR**
CR



ZAER001 Aeratore Ø 22x1F per art. 180
 Aerator Ø 22x1F for art. 180

Finiture - Finishes **EUR**
CR

ZAER002 Aeratore Ø 24x1M per artt. 070-071-075-080-081-085-087-130-131-135-161-181-182-182T-301-302-303-305
 Aerator Ø 24x1M for artt. 070-071-075-080-081-085-087-130-131-135-161-181-182-182T-301-302-303-305

CR

ZAER003 Aeratore Ø 28x1M per artt. 022-023-026
 Aerator Ø 28x1M for artt. 022-023-026

CR

ZAER008 Aeratore Ø 24x1M bassa pressione per art. 195
 Low pressure aerator Ø 24x1M for art. 195

CR

ZAER015 Rompigetto Ø 22x1F bassa pressione per art. 201
 Anti-splash Ø 22x1F low pressure for art. 201

CR



ZAER006 Snodo con aeratore Ø 24x1M per artt. 130-131-135
 Joint with aerator Ø 24x1M for artt. 130-131-135














Finiture - Finishes **EUR**
CR

















ZAST003 Asta piegata Ø 4 mm + pomolo + snodino+ OR per artt. 070-075-080-085-130-135-301-305
 Rod Ø 4 mm + knob + articulation + OR for artt. 070-075-080-085-130-135-301-305

Finiture - Finishes **EUR**
CR

ZAST023 Snodo in ABS per asta scarico
 ABS articulation for rod connection

			<u>Finiture - Finishes</u>	<u>EUR</u>
	ZBAS006	Basetta ottone con OR per art. 183 Brass base with OR for art. 183	CR	
	ZBAS039	Basetta ottone con OR per art. 185 Brass base with OR for art. 185	CR	
	ZBAS008	Basetta ottone con OR per art. 195 Brass base with OR for art. 195	CR	
	ZCAL003	Calotta 3/4" per miscelatori a parete 3/4" nut for wall mixers	CR	
	ZCANA121	Canna tubo alta interasse 210 mm con aeratore e senza calotta per art. 181 Tube spout with aerator and without nut, distance between centres 210 mm for art. 181	CR	
	ZCANA023	Canna tubo dritta interasse 200 mm, con aeratore, per artt. 161-302 Straight tube spout with aerator for artt. 161-302, distance between centres 200 mm	CR	
	ZCANA012..BP	Canna tubo "S" interasse 180 mm con aeratore bassa pressione per art. 201 "S" tube spout with aerator low pressure for art. 201, distance between centres 180 mm	CR	
	ZCANA123	Canna tubo alta Ø24 mm, interasse 204 mm con aeratore e senza calotta per art. 180 Complete tube spout with aerator and without nut, distance between centres 204 mm for Art. 180	CR	
	ZRAC073	Raccordo con guarnizioni + set fissaggio per artt. 180-181 Connection with gaskets + fixing set for artt. 180-181	CR	
	ZCAP009	Cappuccio sottoleva in metallo per artt. NETTUNO Metal underlever cover for artt. NETTUNO	CR	
	ZCAP012	Cappuccio sottoleva in metallo per art. 015 Metal underlever cover for art. 015	CR	
	ZCAP029	Cappuccio sottoleva in ABS per artt. NETTUNO / BOX010-015 ABS underlever cover for artt. NETTUNO / BOX010-015	CR	
	ZDEV002.. V	Deviatore con valvolina antiritorno per miscelatore vasca esterno per artt. 022-023-026 Diverter with check-valve for bath/shower mixer for artt. 022-023-026	CR	

		Finiture - Finishes	EUR
	ZDEV048 Deviatore completo per miscelatore incasso art. 015 Diverter for concealed mixer art. 015	CR	
	ZDEV100 Deviatore completo per art. BOX015 Complete diverter for art. BOX015	CR	
	ZDOC002 Doccia (2 getti) in ABS con valvolina antiritorno per artt. 183-185 ABS hand-shower (two spray-functions) with check-valve for artt. 183-185	CR	
	ZDOC014 Doccia estraibile (monogetto) per art. 087 Pull out hand-shower (single-spray) for art. 087	CR	
	ZDOC081 Doccia Trieste Bis (monogetto) in ABS per artt. 023-026-168D Trieste Bis ABS hand-shower (single spray) for artt. 023-026-168D	CR	
	ZECC001 Eccentrico con rosone 1/2"x 3/4" per miscelatori a parete Adjustable centre 1/2"x 3/4" for wall mounted mixers	CR	
	ZFIS004 Set fissaggio per artt. 070-071-075-080-081-085-130-131-135-301-305 Fixing set for artt. 070-071-075-080-081-085-130-131-135-301-305		
	ZFIS007 Set fissaggio per art. 183 Fixing set for art. 183		
	ZFIS008 Set fissaggio per artt. 180-181 Fixing set for artt. 180-181		
	ZFIS012 Set fissaggio per art. 195 Fixing set for art. 95		
	ZFIS032 Set fissaggio per artt. 182-182T Fixing set for artt. 182-182T		
	ZFIS054 Set fissaggio per art. 087 Fixing set for art. 087		
	ZFIS068 Set fissaggio per art. 185 Fixing set for art. 185		

		Finiture - Finishes	EUR
	ZFLO001 Flessibile 150 cm doppia aggraffatura e calotta conica per artt. 023-026-168D Flexible hose 150 cm double interlock and conical nut for artt. 023-026-168D	CR	
	ZFLO011 Flessibile nylon grigio 150 cm 1/2" x M15x1 con peso ecologico per artt. 087-183-185 Nylon flexible hose 150 cm 1/2"x M15x1 with weight for artt. 087-183-185	CR	
	ZFLX001 Set 2 flex inox M10x1 F3/8 x cm. 35 con guarnizioni per artt. 070-071-075-080-081-085-130-131-135-180-181-182-182T-301-303-305 Set of 2 stainless steel hoses M10x1 F3/8 x cm. 35 with gaskets for artt. 070-071-075-080-081-085-130-131-135-180-181-182-182T-301-303-305	CR	
	ZFLX006 Set 3 flex inox per art. 185 Set of 3 stainless steel hoses for art. 185	CR	
	ZFLX008 Set 3 flex inox per art. 087 Set of 3 stainless steel hoses for art. 087	CR	
	ZFLX021 Set 3 flex inox per art. 183 Set of 3 stainless steel hoses for art. 183	CR	
	ZFLX024 Set 3 flex inox bassa pressione per art. 195 Set of 3 low pressure stainless steel hoses for art. 195	CR	
	ZGHI001 Ghiera ferma cartuccia Ø 40 mm per artt. NETTUNO Ø 40 mm cartridge fastening ring nut for artt. NETTUNO		
	ZLEV008 Leva completa per artt. 010-015-018-019-022-023-024-026-070-071-075-087-130-131-135-161-168-168D-180-181-182-182T-183-184-195-301-302-303-305 / BOX010-015 Complete lever for artt. 010-015-018-019-022-023-024-026-070-071-075-087-130-131-135-161-168-168D-180-181-182-182T-183-184-195-301-302-303-305 / BOX010-015	CR	
	ZLEV201 Leva completa rovesciata per artt. 185-201 Reverse lever for artt. 185-201	CR	
	ZLEV014 Leva clinica NETTUNO NETTUNO clinical lever	CR	
	ZPIA006 Piastra 1 foro con guarnizione per art. 010 / Ø116 mm One-hole wall plate with gasket for art. 010 / Ø116 mm	CR	



ZPIA002 Piastra 2 fori con guarnizioni per art. 015 / L.120 x h.190 mm
Two-hole wall plate with gaskets for art. 015 / L.120 x h.190 mm

Finiture - Finishes **EUR**
CR



ZPIA072 Piastra tonda in ABS 1 foro con OR per art. BOX010 / Ø173 mm
ABS round one-hole wall plate with OR for art. BOX010 / Ø173mm

Finiture - Finishes **EUR**
CR



ZPIA074 Piastra tonda in ABS 2 fori con OR per art. BOX015 / Ø173 mm
ABS round two-hole wall plate with OR for art. BOX015 / Ø173mm

Finiture - Finishes **EUR**
CR



ZRAC002 Raccordo canna per artt. 161-201-302
Spout connection for artt. 161-201-302

Finiture - Finishes **EUR**
CR



ZSED001 Sede per miscelatori a parete
Wall mounted single lever mixer seat

Finiture - Finishes **EUR**
CR



ZSET002 Set Gaco/antifrizione per artt. 182-182T-195-303
Kit of joints for artt. 182-182T-195-303

Finiture - Finishes **EUR**



ZSET011 Set accessori per bassa pressione art. 195
Low pressure accessory kit for art. 195

Finiture - Finishes **EUR**



ZSET016 Set OR / anello tagliato per artt. 161-302
Kit of OR / cut ring for artt. 161-302

Finiture - Finishes **EUR**

apollo 3

MODESTO

Linea pulita e forma standard unite a dimensioni ridotte ma funzionali: queste le caratteristiche fondamentali della serie APOLLO 3 che ne hanno fatto un cavallo di battaglia nel segmento medio e medio-economico.

Grazie all'armonia delle sue forme contenute e alla sua grande praticità di utilizzo, la serie APOLLO 3 si adatta perfettamente al classico ambiente bagno di utilizzo quotidiano.

MODEST

Clean line and standard form combined with small but functional dimensions: these are the principal characteristics of APOLLO 3 series, thanks to which it became the show piece in the medium and average-low segment.

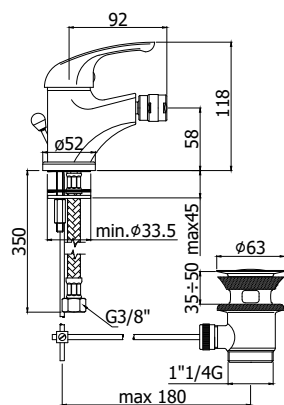
Thanks to the harmony of its small forms and its great easiness of use, APOLLO 3 series is perfectly suitable to classic bathroom for daily use.



FINITURE FINISHES

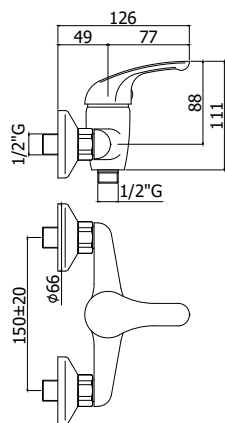
Le serie **APOLLO 3** è disponibile nelle seguenti finiture:
APOLLO 3 range is available in the following finishes:

CR cromato
 chrome plated



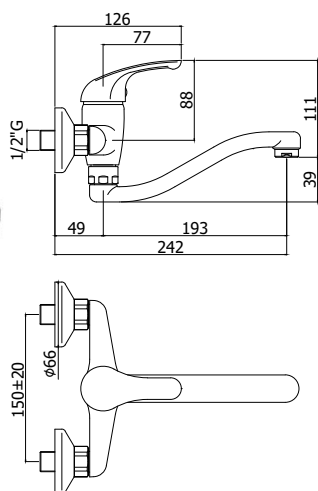
Miscelatore bidet completo di:
 • con snodo e aeratore M24x1
 • set 2 flessibili inox 3/8"G
 Bidet mixer complete with:
 • with swivel joint and aerator M24x1
 • set of 2 stainless steel hoses 3/8"G

APM3 131..	Finiture - Finishes	EUR
senza scarico • con attacco catenella without pop up waste • with chain holder	CR	
APM3 130..		
con scarico automatico 1"G • senza attacco catenella with 1"G pop up waste • without chain holder	CR	
APM3 135..		
con scarico automatico 1"1/4G • senza attacco catenella with 1"1/4G pop up waste • without chain holder	CR	



Miscelatore doccia completo di:
 • set 2 eccentrici 1/2"x3/4"G e rosoni
 Shower mixer complete with:
 • set of 2 S-wall-unions 1/2"x3/4"G and wall-plates









APM3 168..	Finiture - Finishes	EUR
senza set doccia • con attacco inferiore 1/2"G without shower set • with 1/2"G lower connection	CR	
APM3 168D..		
con supporto a muro snodato normale • con doccia Trieste Bis e flessibile with standard swivelling wall bracket • with Trieste Bis hand-shower and flexible hose	CR	



Miscelatore lavello a muro completo di:
 • aeratore M24x1
 • set 2 eccentrici 1/2"x3/4"G e rosoni
 Wall sink mixer complete with:
 • aerator M24x1
 • set of 2 S-wall-unions 1/2"x3/4"G and wall-plates

APM3 161..	Finiture - Finishes	EUR
con canna tubo serpente orientabile - l.190mm with swivel tube snake spout - l.190mm	CR	

	<p>ZA91103R Cartuccia Ø 35 mm con distributore con regolazione per artt. 022-023-070-071-075-130-131-135-161-168-168D-180 Cartridge Ø 35 mm with distributor with regulation for artt. 022-023-070-071-075-130-131-135-161-168-168D-180</p>	<p>Finiture - Finishes EUR</p>
	<p>ZA 91104R Cartuccia completa Ø 35 mm senza distributore con regolazione per artt. 010-182-183 Complete cartridge Ø 35 mm without distributor with regulation for artt. 010-182-183</p>	<p>Finiture - Finishes EUR</p>
	<p>ZACC146 Valvolina antiritorno Ø15 mm per artt. 168 - ZDEV040 Check-valve Ø15 mm for artt. 168 - ZDEV040</p>	<p>Finiture - Finishes EUR</p>
	<p>ZACC232 Valvolina antiritorno Ø14 mm per art. ZDOC002 Check-valve Ø14 mm for art. ZDOC002</p>	<p>Finiture - Finishes EUR</p>
	<p>ZAER001 Aeratore Ø 22x1F per artt. 164-180 Aerator Ø 22x1F for artt. 164-180</p>	<p>Finiture - Finishes EUR CR</p>
	<p>ZAER002 Aeratore Ø 24x1M per artt. 022-023-070-071-075-130-131-135-161-182-183 Aerator Ø 24x1M for artt. 022-023-070-071-075-130-131-135-161-182-183</p>	<p>Finiture - Finishes EUR CR</p>
	<p>ZAER006 Snodo con aeratore Ø 24x1M per artt. 130-131-135 Joint with aerator Ø 24x1M for artt. 130-131-135</p>	<p>Finiture - Finishes EUR CR</p>
	<p>ZAST009 Asta piegata Ø 4 mm + pomolo + snodino + OR per artt. 070-075-130-135 Rod Ø 4 mm + knob + articulation + OR for artt. 070-075-130-135</p>	<p>Finiture - Finishes EUR CR</p>
<p>ZAST023 Snodo in ABS per asta scarico ABS articulation for rod connection</p>	<p>Finiture - Finishes EUR CR</p>	
	<p>ZBAS011 Basetta ottone con guarnizione per art. 182 Brass base with gasket for art. 182</p>	<p>Finiture - Finishes EUR CR</p>
	<p>ZBAS012 Basetta ottone con guarnizione per art. 183 Brass base with gasket for art. 183</p>	<p>Finiture - Finishes EUR CR</p>
<p>ZBAS038 Basetta ottone con OR per artt. 070-071-075-130-131-135-180 Brass base with OR for artt. 070-071-075-130-131-135-180</p>	<p>Finiture - Finishes EUR CR</p>	
	<p>ZCAL003 Calotta 3/4" per miscelatori a parete 3/4" nut for wall mixers</p>	<p>Finiture - Finishes EUR CR</p>

			<u>Finiture - Finishes</u>	<u>EUR</u>
	ZCANA012	Canna tubo S Ø 18 mm interasse 180 mm con aeratore per art. 164 Complete S tube spout Ø 18 mm with aerator, distance between centres 180 mm, for art. 164	CR	
	ZCANA020	Canna tubo ombrello, Ø 20 mm interasse 185 mm, con aeratore, per art. 180 Complete tube spout Ø 20 mm with aerator for art. 180, distance between centres 185 mm	CR	
	ZCANA022	Canna tubo serpente interasse 190 mm con aeratore per art. 161 Tube spout with aerator for art. 161, distance between centres 190 mm	CR	
	ZCAP010	Cappuccio sottoleva in ABS per artt. APOLLO 3 ABS underlever cover for artt. APOLLO 3	CR	
	ZCAP034	Cappuccio sottoleva in metallo per art. 010 Metal underlever cover for art. 010	CR	
	ZDEV040	Deviatore con valvolina antiritorno per miscelatore vasca esterno per artt. 022-023 Diverter with check-valve for bath/shower mixer for artt. 022-023	CR	
	ZDOC002	Doccia (2 getti) in ABS con valvolina antiritorno per art. 183 ABS hand-shower (two spray-functions) with check-valve for art. 183	CR	
	ZDOC081	Doccia Trieste Bis (monogetto) in ABS per artt. 023-168D Trieste Bis ABS hand-shower (single spray) for artt. 023-168D	CR	
	ZECC003	Eccentrico con rosone 1/2"x3/4" per miscelatori a parete Adjustable centre 1/2"x3/4" for wall mounted mixers	CR	

Finiture - Finishes EUR



- ZFIS007** Set fissaggio per art. 183
Fixing set for art. 183
- ZFIS043** Set fissaggio per artt. 070-071-075-130-131-135-180
Fixing set for artt. 070-071-075-130-131-135-180
- ZFIS054** Set fissaggio per art. 182
Fixing set for art. 182

Finiture - Finishes EUR



- ZFLO005** Flessibile 150 cm 1/2" x 1/2" per artt. 023-168D
Flexible hose 150 cm 1/2" x 1/2" for artt. 023-168D

CR

Finiture - Finishes EUR



- ZFLO011** Flessibile nylon grigio 150 cm 1/2" x M15x1 con peso ecologico per art. 183
Nylon flexible hose 150 cm 1/2" x M15x1 with weight, for art. 183

CR

Finiture - Finishes EUR



- ZFLX001** Set 2 flex inox M10x1 F3/8 x cm. 35 con guarnizioni per artt. 070-071-075-130-131-135-180-182
Set of 2 stainless steel hoses M10x1 F3/8 x cm. 35 with gaskets for artt. 070-071-075-130-131-135-180-182
- ZFLX021** Set 3 flex inox per art. 183
Set of 3 stainless steel hoses for art. 183

CR

CR

Finiture - Finishes EUR



- ZGHI003** Ghiera fermacartuccia per artt. APOLLO 3
Ring-nut for cartridge fastening for artt. APOLLO 3
- ZGHI010** Ghiera fermacartuccia per art. 010
Ring-nut for cartridge fastening for art. 010

Finiture - Finishes EUR



- ZLEV002** Leva Apollo metallo
Apollo metal lever

CR


Finiture - Finishes EUR



- ZPIA007** Piastra 1 foro con guarnizione per art. 010 / Ø116 mm
One-hole wall plate with gasket for art. 010 / Ø116 mm

CR

Finiture - Finishes EUR



- ZRAC002** Raccordo canna per artt. 161-164
Spout connection for artt. 161-164
- ZRAC005** Raccordo canna per art. 180
Spout connection for art. 180

CR

CR



ZRAC004 Raccordo canna per artt. 168-168D
Spout connection for artt. 168-168D

Finiture - Finishes **EUR**
CR



ZSED001 Sede per miscelatori a parete
Wall mounted single lever mixer seat

Finiture - Finishes **EUR**
CR



ZSET001 Set gaco/antifrizione per artt. 182
Kit of joints for artt. 182

Finiture - Finishes **EUR**



ZSET006 Set OR / anello tagliato per artt. 180
Kit of OR / cut ring for artt. 180

ZSET016 Set OR / anello tagliato per artt. 161-164
Kit of OR / cut ring for artt. 161-164

Finiture - Finishes **EUR**



ZTUB001 Tubo rame con raccordo M10x1 per miscelatore (1 pezzo)
M10x1 threaded copper pipe (1 piece) for mixer

Finiture - Finishes **EUR**
CR

flavia-giorgia

FASCINO

Sinuosità del corpo e morbidezza delle linee: un rubinetto voluttuoso che si inserisce con grande eleganza come complemento degli arredi più classici ed eleganti. La serie è disponibile con 2 versioni di maniglia: serie FLAVIA con leva classica, serie GIORGIA con caratteristica leva a perno. Entrambe le linee sono disponibili nella classica finitura cromata e nelle versioni più eleganti del cromo-oro, bronzato e ramato. La serie GIORGIA inoltre è disponibile con placchetta e perno BIANCO RAL.

CHARM

Sinuousity of the body and softness in the lines: a sensuous faucet that fits with elegance as complement of the more classic and elegant furnishings.

The series is available with 2 handle-versions: FLAVIA series with classic lever, GIORGIA series with nostalgic handle. Both the lines are available in the classic chrome finish and in the most elegant chrome/gold, bronze and copper versions. Giorgia series is also available with WHITE RAL handle cover- plate and rod.



FINITURE FINISHES

Le serie **FLAVIA / GIORGIA** sono disponibili nelle seguenti finiture:
FLAVIA / GIORGIA ranges are available in the following finishes:


CR	cromato chrome plated
CO	finitura cromo + gold finish chrome + gold finish
BR	finitura bronzato bronze finish
RM	finitura ramato copper finish

VARIANTI VARIANTS



Solo per serie GIORGIA:
GIORGIA range only:

CRC	finitura cromo con placchetta e perno per leva BIANCO RAL chrome with plate and handle for lever WHITE RAL finish
-----	--

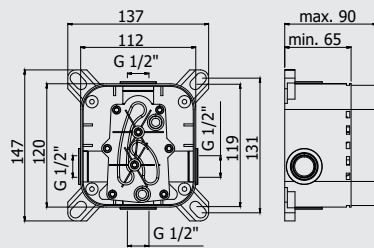


Video istruzioni Pbox
Pbox video instructions



*Da abbinare solo con
FA-GI BOX010 - FA-GI BOX015

*To be completed only with
FA-GI BOX010 - FA-GI BOX015



Set incasso universale per miscelatori doccia completo di:

- corpo incasso
- box

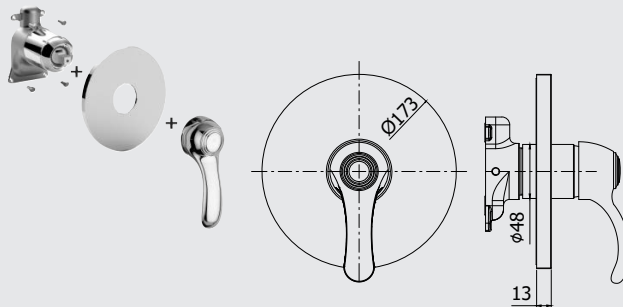
Universal concealed Box for mixers complete with:

- concealed body
- box

PBOX 001

Finiture - Finishes EUR

senza set esterno
without external set



*Da abbinare solo con
PBOX 001

*To be completed only with
PBOX 001

Set esterno miscelatore incasso doccia (1 uscita) completo di:

- corpo miscelatore
- piastra in ABS Ø173mm e leva

External set for concealed shower mixer (1 outlet) complete with:

- mixer body
- ABS wall plate Ø173 mm and lever

FA BOX010.. / GI BOX010..

Finiture - Finishes EUR


senza deviatore
without diverter



Leva Flavia



Leva Giorgia



ZPRO BOX010..

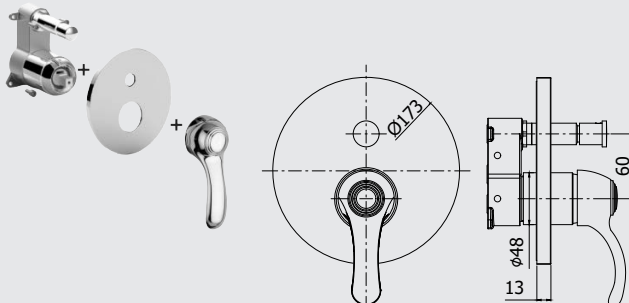
Prolunga per art. BOX010

- H30mm

Extension for art. BOX010

- H30mm

CR



*Da abbinare solo con
PBOX 001

*To be completed only with
PBOX 001

Set esterno miscelatore incasso doccia (2 uscite) completo di:

- corpo miscelatore
- piastra in ABS Ø173mm e leva

External set for concealed shower mixer (2 outlets) complete with:

- mixer body
- ABS wall plate Ø173 mm and lever

FA BOX015.. / GI BOX015..

Finiture - Finishes EUR

con deviatore a pulsante
with push diverter



Leva Flavia



Leva Giorgia



ZPRO BOX015..

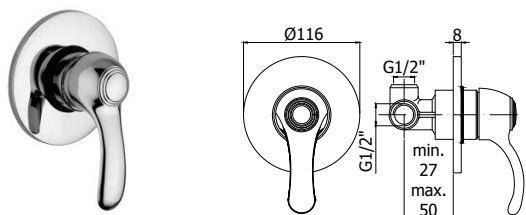
Prolunga con deviatore per art. BOX015

- H30mm

Extension with diverter for art. BOX015

- H30mm

CR



* Per set incasso/esterno separati (v. capitolo Incassi Projects)
 * For concealed/external set divided (see Concealed mixer Projects chapter)

Miscelatore incasso doccia (1 uscita) completo di:
 • piastra
 • attacchi 1/2" G
 Concealed shower mixer (1 outlet) complete with:
 • wall plate
 • 1/2" G connections

FA 010.. FLAVIA
 con piastra in metallo Ø116mm
 with metal wall plate Ø116mm

Finiture - Finishes	EUR
CR	
CO	
BR	
RM	

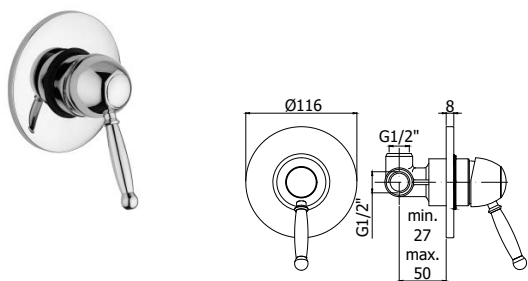
FA 011.. FLAVIA
 piastra lusso Ø110 mm
 luxury wall plate Ø110 mm

Finiture - Finishes	EUR
CR	
CO	
BR	
RM	



ZPRO 002..
 Prolunga per art. 010-011
 • H41mm
 Extension for art. 010-011
 • H41mm

Finiture - Finishes	EUR
CR	
BR	
RM	



* Per set incasso/esterno separati (v. capitolo Incassi Projects)
 * For concealed/external set divided (see Concealed mixer Projects chapter)

Miscelatore incasso doccia (1 uscita) completo di:
 • piastra
 • attacchi 1/2" G
 Concealed shower mixer (1 outlet) complete with:
 • wall plate
 • 1/2" G connections

GI 010.. GIORGIA
 con piastra in metallo Ø116mm
 with metal wall plate Ø116mm

Finiture - Finishes	EUR
CR	
CO	
CRC	
BR	
RM	

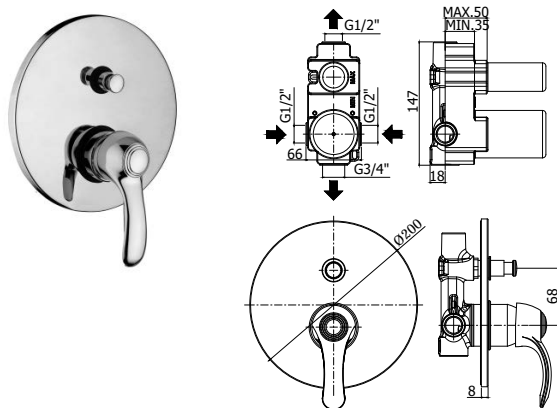
GI 011.. GIORGIA
 piastra lusso Ø110 mm
 luxury wall plate Ø110 mm

Finiture - Finishes	EUR
CR	
CO	
CRC	
BR	
RM	



ZPRO 002..
 Prolunga per art. 010-011
 • H41mm
 Extension for art. 010-011
 • H41mm

Finiture - Finishes	EUR
CR	
BR	
RM	



* Per set incasso/esterno separati (v. capitolo Incassi Projects)
 * For concealed/external set divided (see Concealed mixer Projects chapter)

Miscelatore incasso doccia (2 uscite) completo di:
 • piastra in metallo Ø200mm
 • attacchi calda/fredda e superiore 1/2" G - attacco inferiore 3/4" G
 Concealed shower mixer (2 outlets) complete with:
 • metal wall plate Ø200mm
 • 1/2" G hot/cold and upper connections - 3/4" G lower connection

FA 015.. FLAVIA
 con deviatore a pulsante
 with push diverter

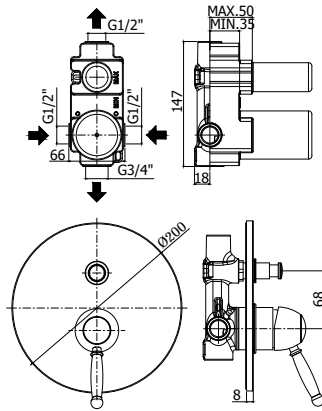
Finiture - Finishes	EUR
CR	
CO	
BR	
RM	



ZPRO 014..
 Prolunga per art. 015
 • H30mm
 Extension for art. 015
 • H30mm

Finiture - Finishes	EUR
CR	
BR	
RM	

flavia-giorgia



* Per set incasso/esterno separati (v. capitolo Incassi Projects)

* For concealed/external set divided (see Concealed mixer Projects chapter)

Miscelatore incasso doccia (2 uscite) completo di:

- piastra in metallo Ø200mm
 - attacchi calda/fredda e superiore 1/2"G - attacco inferiore 3/4"G
- Concealed shower mixer (2 outlets) complete with:
- metal wall plate Ø200mm
 - 1/2"G hot/cold and upper connections - 3/4"G lower connection


GI 015.. GIORGIA

con deviatore a pulsante
with push diverter

Finiture - Finishes

EUR

CR
CO
BR
RM

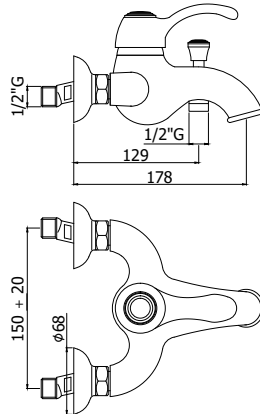


ZPRO 014..

Prolunga per art. 015

- H30mm
- Extension for art. 015
- H30mm

CR
BR
RM



Miscelatore vasca/doccia con deviatore completo di:

- aeratore M28x1
 - set 2 eccentrici 1/2"x3/4"G e rosoni
- Bath/shower mixer with diverter complete with:
- aerator M28x1
 - set of 2 S-wall-unions 1/2"x3/4"G and wall-plates

FA 022.. / GI 022.. FLAVIA

senza set doccia
without shower set

Finiture - Finishes

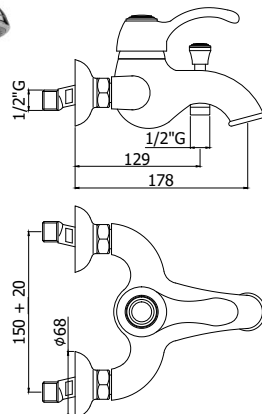
EUR



CR
CO
BR
RM



CR
CO
BR
RM



Miscelatore vasca/doccia con deviatore completo di:

- aeratore M28x1
 - set 2 eccentrici 1/2"x3/4"G e rosoni
- Bath/shower mixer with diverter complete with:
- aerator M28x1
 - set of 2 S-wall-unions 1/2"x3/4"G and wall-plates

FA 024..

con supporto a muro snodato Lux
with con doccia e flessibile
with LUX swivelling bracket
with hand-shower and flexible hose

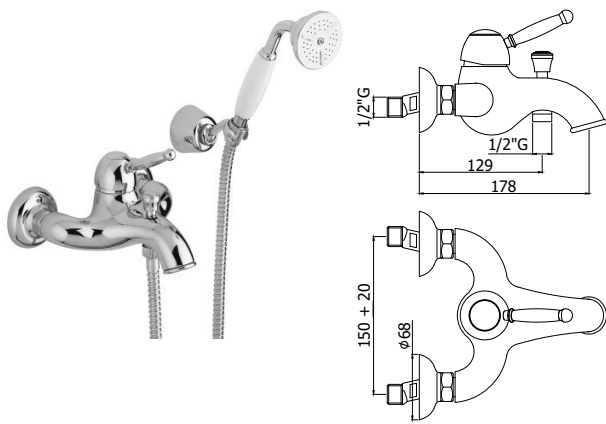
Finiture - Finishes

EUR

CR
CO
BR
RM

* FA024CR con doccia Royal / FA024CO-BR-RM con doccia Belinda

* FA024CR with Royal hand-shower / FA024CO-BR-RM with Belinda hand-shower



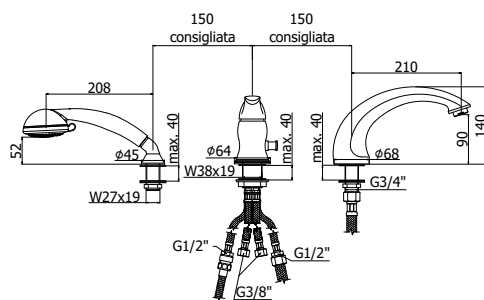
- Miscelatore vasca/doccia con deviatore completo di:
- aeratore M28x1
 - set 2 eccentrici 1/2"x3/4"G e rosoni
 - GIORGIA
- Bath/shower mixer with diverter complete with:
- aerator M28x1
 - set of 2 S-wall-unions 1/2"x3/4"G and wall-plates
 - GIORGIA

GI 024.. GIORGIA

- con supporto a muro snodato Lux
 • con doccia Belinda e flessibile
 with LUX swivelling bracket
 • with Belinda hand-shower flexible hose

Finiture - Finishes EUR

- CR
 CO
 CRC
 BR
 RM



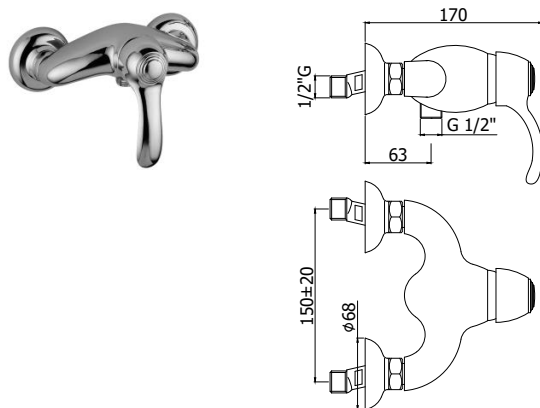
- Miscelatore bordo vasca con deviatore completo di:
- set 5 flex inox per miscelatore
 - doccia Royal e flessibile con piombo
- Deck mounted mixer with diverter complete with:
- set of 5 stainless steel hoses for mixer
 - Royal hand-shower and flexible hose with weight

FA 045.. FLAVIA

- con bocca e aeratore M28x1 (3 fori)
 with spout and aerator M28x1 (3 holes)

Finiture - Finishes EUR

- CR
 CO
 BR
 RM



- Miscelatore doccia completo di:
- set 2 eccentrici 1/2"x3/4"G e rosoni
- Shower mixer complete with:
- set of 2 S-wall-unions 1/2"x3/4"G and wall-plates

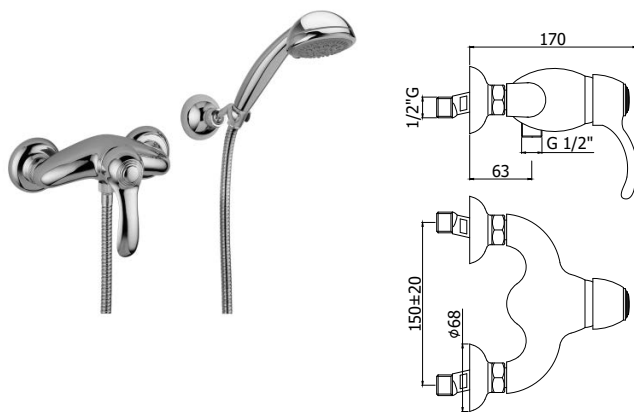
FA 168.. FLAVIA

- senza set doccia
 • con attacco inferiore 1/2"G
 without shower set
 • with 1/2"G lower connection

Finiture - Finishes EUR

- CR
 CO
 BR
 RM

flavia-giorgia

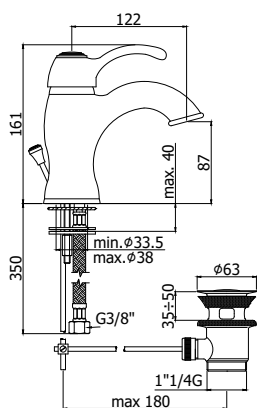


Miscelatore doccia completo di:
 • set 2 eccentrici 1/2"x3/4"G e rosoni
 Shower mixer complete with:
 • set of 2 S-wall-unions 1/2"x3/4"G and wall-plates

FA 168D.. FLAVIA
 supporto a muro snodato Lux
 • doccia e flessibile
 lux swivelling wall bracket
 • hand shower and flexible hose

Finiture - Finishes	EUR
CR	
CO	
BR	
RM	

* FA168DCR con doccia Royal / FA168DCO-BR-RM con doccia Belinda
 * FA168DCR with Royal hand-shower / FA168DCO-BR-RM with Belinda hand-shower



Miscelatore lavabo completo di:
 • aeratore M24x1
 • set 2 flessibili inox 3/8"G
 Wash basin mixer complete with:
 • aerator M24x1
 • set of 2 stainless steel hoses 3/8"G

FA 071.. FLAVIA
 senza scarico
 without pop up waste

Finiture - Finishes	EUR
Leva Flavia	CR CO BR RM

GI 071.. GIORGIA
 senza scarico
 • con leva Giorgia
 without pop up waste
 • with Giorgia lever

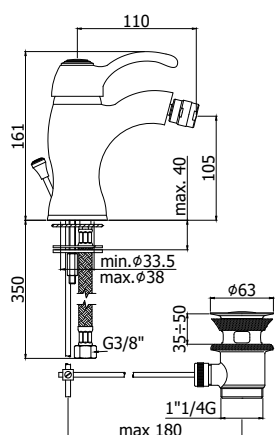
Leva Giorgia	CR CO CRC BR RM
--------------	-----------------------------

FA 075.. FLAVIA
 con scarico automatico 1"1/4G
 with 1"1/4G pop up waste

Leva Flavia	CR CO BR RM
-------------	----------------------

GI 075.. GIORGIA
 con scarico automatico 1"1/4G
 • con leva Giorgia
 with 1"1/4G pop up waste
 • with Giorgia lever

Leva Giorgia	CR CO CRC BR RM
--------------	-----------------------------



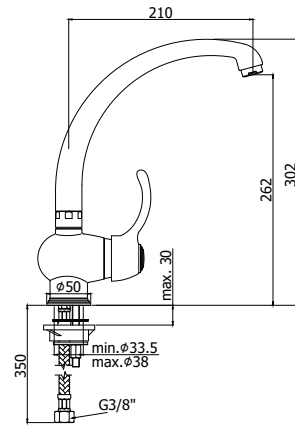
Miscelatore bidet completo di:
 • con snodo e aeratore M24x1
 • set 2 flessibili inox 3/8"G
 Bidet mixer complete with:
 • with swivel joint and aerator M24x1
 • set of 2 stainless steel hoses 3/8"G

FA 135.. FLAVIA
 con scarico automatico 1"1/4G
 with 1"1/4G pop up waste

Finiture - Finishes	EUR
Leva Flavia	CR CO BR RM

GI 135.. GIORGIA
 con scarico automatico 1"1/4G
 • con leva Giorgia
 with 1"1/4G pop up waste
 • with Giorgia lever

Leva Giorgia	CR CO CRC BR RM
--------------	-----------------------------



Miscelatore lavello monoforo con canna orientabile completo di:

- aeratore M24x1
- set 2 flessibili inox 3/8"G

One-hole sink mixer with swivelling spout complete with:

- aerator M24x1
- set of 2 stainless steel hoses 3/8"G

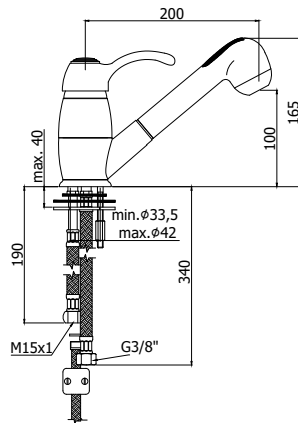
FA 181.. FLAVIA

Finiture - Finishes

EUR

con canna tubo
with tube spout

CR
CO
BR
RM



Miscelatore lavello monoforo con canna orientabile completo di:

- set 2 flessibili inox 3/8"G
- 1 flessibile inox M15x1
- 1 flessibile nylon 1/2"G x M15x1 cm. 150 con piombo

One-hole sink mixer with swivelling spout complete with:

- set of 2 stainless steel hoses 3/8"G
- 1 stainless steel hose M15x1
- 1/2"-M15x1 / L.1500 mm nylon hose with weight

FA 183.. FLAVIA

Finiture - Finishes

EUR

con doccia estraibile (2 getti) in ABS
with (two-spray) ABS pull out hand-
shower

CR
CO
BR
RM



ZA91100R Cartuccia completa Ø40 con distributore con regolazione per artt. 022-024-071-075-135-168-168D
 Cartridge Ø 40 mm with distributor with regulation for artt. 022-024-071-075-135-168-168D

Finiture - Finishes **EUR**



ZA91102R Cartuccia completa Ø40 senza distributore con regolazione per artt. 010-011-015-045-183 / BOX010-015

Complete cartridge Ø 40 mm without distributor with regulation for artt.010-011-015-045-183 / BOX010-015

ZA91150 Cartuccia completa Ø 40 mm senza distributore per art. 181
 Complete cartridge Ø 40 mm without distributor for art. 181

Finiture - Finishes **EUR**



ZACC139 Set con curvetta+base+fissaggio per art. 045
 Kit with elbow tube connection, base and fixing for art. 045

ZACC141 Set base+fissaggio per art. 045
 Set base and fixing for art. 045

Finiture - Finishes **EUR**

CR
CO
BR
RM

CR
BR
RM



ZACC146 Valvolina antiritorno Ø15 mm per artt. 168 - ZDEV051..V
 Check-valve Ø15 mm for artt. 168 - ZDEV051..V

ZACC232 Valvolina antiritorno Ø14 mm per art. ZDOC021
 Check-valve Ø14 mm for art. ZDOC021

Finiture - Finishes **EUR**



ZAER002 Aeratore completo Ø24 per artt. 135-181-183
 Complete aerator Ø24 for artt. 135-181-183

ZAER003 Aeratore completo Ø28 per art. 045
 Complete aerator Ø28 for art. 045

ZAER028 Aeratore completo per artt. 071-075
 Complete aerator for artt. 071-075

ZAER029 Aeratore completo per artt. 022-024
 Complete aerator for artt. 022-024

Finiture - Finishes **EUR**

CR
GF
BR
RM

CR
GF
BR
RM

CR
GF
BR
RM

CR
GF
BR
RM



ZAER006 Snodo maschio con aeratore per art. 135
 Joint with aerator for art. 135

Finiture - Finishes **EUR**

CR
GF
BR
RM
















ZAST029 Asta, pomolo, snodino Ø4 per artt. 075-135
 Ø4 rod for waste for artt. 075-135

ZAST023 Snodo in ABS per asta scarico
 ABS articulation for rod connection


Finiture - Finishes **EUR**

CR
GF
BR
RM

		Finiture - Finishes	EUR
	ZBAS010	Basetta per art. 183 Base-ring for art. 183	CR GF BR RM
	ZBAS014	Basetta per art. 181 Base-ring for art. 181	CR GF BR RM
	ZBAS026	Basetta per art. 045 Base-ring for art. 045	CR GF BR RM
	ZBAS027	Basetta per artt. 071-075-135 Brass base for artt. 071-075-135	CR GF BR RM
<hr/>			
	ZBOC016	Bocca pesante batteria bordo vasca per art. 045 Deck mounted spout for three-hole bath mixer for art. 045	CR CO BR RM
<hr/>			
	ZCAL009	Calotta per gruppi a parete Nut for wall mounted traditional mixers	CR GF BR RM
<hr/>			
	ZCANA005	Canna tubo alta con aeratore per art. 181 Long spout in tube with aerator for art. 181	CR CO BR RM
<hr/>			
	ZCAP009	Cappuccio sottoleva per artt. 010-011-022-024-045-071-075-135-181-183 Under lever cap for artt. 010-011-022-024-045-071-075-135-181-183	CR GF BR RM
	ZCAP012	Cappuccio sottoleva per art. 015 Under lever cap for art. 015	CR GF BR RM
	ZCAP029	Cappuccio sottoleva in ABS per artt. BOX010-015 ABS underlever cover for artt. BOX010-015	CR
<hr/>			
	ZDEV009	Deviatore per miscelatore incasso art. 015 Diverter for built-in mixer art. 015	CR GF BR RM

		Finiture - Finishes	EUR
	ZDEV051.. V Deviatore con valvolina antiritorno per miscelatore vasca esterno per art. 024 Diverter with check-valve for bath/shower mixer for art. 024	CR GF BR RM	
	ZDEV052 Deviatore per bordo vasca art. 045 Diverter for deck mounted bath mixer art. 045	CR GF BR RM	
	ZDEV100 Deviatore completo per art. BOX015 Complete diverter for art. BOX015	CR	
	ZDOC021 Doccia Pinguino (2 getti) in ABS con valvolina antiritorno per art. 183 Pinguino (two spray-functions) ABS hand-shower with check-valve for art. 183	CR CO BR RM	
	ZDOC030 Doccia Retrò Belinda (monogetto) in metallo Retrò Belinda (single spray) metal hand-shower	CR CO BR RM	
	ZDOC074 Doccia Royal (4 getti + stop) in ABS per artt. FA024-045-168D Royal (four spray-functions + stop) ABS hand-shower for artt. FA024-045-168D	CR	
	ZECC019 Eccentrico con rosone per gruppi a parete Adjustable centre for wall mounted traditional mixers	CR BR RM	
	ZFIS007 Set fissaggio per art. 183 Fixing set for art. 183		
	ZFIS010 Set fissaggio per art. 181 Fixing set for art. 181		
	ZFIS043 Set fissaggio per artt. 071-075-135 Fixing set for artt. 071-075-135		

Finiture - Finishes **EUR**



ZFIS028 Set fissaggio corpo miscelatore per art. 045
Fixing kit for mixer body for art. 045



ZFIS051 Fissaggio 3/4 per bocca bordo vasca art. 045
3/4 Fixing kit for deck spout art. 045

Finiture - Finishes **EUR**



ZFLO001 Flessibile 1/2"x1/2" mm.1500 con calotta conica doppia aggraffatura per artt. 024-168D
Double fastened longlife metal flexible hose 1/2"x1/2" mm.1500 with conical nut for artt. 024-168D

Finiture - Finishes **EUR**

CR
BR
RM



ZFLO009 Flessibile metallo F1/2" M15x1mm.1500 doppia aggraffatura con peso ecologico per artt. 045-183
Double fastened longlife metal flexible hose F1/2" M15x1 mm.1500 with conical nut and weight for artt. 045-183

ZFLO011 Flessibile nylon con calotta F1/2" M15x1 mm.1500 con peso ecologico per art. 183
Nylon flexible hose F1/2" M15x1 with weight for art. 183

Finiture - Finishes **EUR**

CR
BR
RM

CR



ZFLX001 Set flex inox cm.35 F3/8" (2 pezzi) per artt. 071-075-135-181
Set of 2 stainless steel hoses M10x1 F3/8 x cm. 35 with gaskets for artt. 071-075-135-181

ZFLX005 Set flex inox (5 pezzi) per art. 045
Set of 5 pcs. inox flex for art. 045

ZFLX021 Set flex inox (3 pezzi) per art. 183
Set of 3 pcs. inox flex for art. 183

Finiture - Finishes **EUR**

CR

CR

CR



ZGHI001 Ghiera fermacartuccia per artt. 010-011-015-022-024-045-071-075-135-181-183 / BOX010-015
Cartridge fastening ring nut for artt. 010-011-015-022-024-045-071-075-135-181-183 / BOX010-015

Finiture - Finishes **EUR**



ZLEV064 Leva Flavia
Leva DUEMILA per artt. DU 010-015

Finiture - Finishes **EUR**










CR
CO
BR
RM



ZLEV065 Leva Giorgia
Leva FLAVIA per artt. FA 010-011-015

Finiture - Finishes **EUR**

CR
CO
CRC
BR
RM

			Finiture - Finishes	EUR
	GI401	Perno per leva Giorgia Handle for Giorgia lever	CR CO CRC BR RM	
	ZPIA006	Piastra 1 foro con guarnizione per art. 010 / Ø116 mm One-hole wall plate with gasket for art. 010 / Ø116 mm	CR BR RM	
	ZPIA013	Piastra lusso tonda con guarnizione per art. 011 / Ø110 mm Luxury round plate with gasket for art. 011 / Ø110mm	CR BR RM	
	ZPIA017	Piastra tonda 2 fori con guarnizioni per art. 015 / Ø200 mm Round two-hole wall plate with gaskets for art. 015 / Ø200mm	CR BR RM	
	ZPIA072	Piastra tonda in ABS 1 foro con OR per art. BOX010 / Ø173 mm ABS round one-hole wall plate with OR for art. BOX010 / Ø173mm	CR	
	ZPIA074	Piastra tonda in ABS 2 fori con OR per art. BOX015 / Ø173 mm ABS round two-hole wall plate with OR for art. BOX015 / Ø173mm	CR	
	ZPLA033	Placchetta per leva Flavia Plate for Flavia lever	CR GF BR RM	
	ZPLA034	Placchetta per leva Giorgia Placchetta per leva GIORGIA per artt. GI 010-011-015	CR GF BR RM	
	ZSED001	Sede per gruppi a parete Wall mounted mixers seat	CR	

chef

LEGGEREZZA IN CUCINA

In cucina la passione per le cose buone diventa passione per le cose belle: la serie CHEF nasce dalla volontà di offrire qualcosa di nuovo senza perdere di vista l'essenza. Niente fronzoli, nessun eccesso: linearità e uniformità tra canna e corpo per interpretare la leggerezza come icona dell'alta cucina contemporanea.

Il tradizionale sistema di aggancio del supporto doccia viene sostituito dall'innovativo aggancio con magnete per creare una linea di rubinetteria per cucina che esprime al massimo gli elementi propri del made in Italy: design, qualità dei materiali, funzionalità, affidabilità e durata nel tempo.

LIGHTNESS IN THE KITCHEN

In the kitchen, the passion for good things becomes a passion for beautiful things: the CHEF line comes from the desire to offer something new without losing essence. No frills, no excess: linearity and uniformity between the spout and the mixer body to render the lightness as an icon of the contemporary haute cuisine.

The traditional attachment system for the shower support is replaced by the innovative hook with magnet, creating a line of kitchen taps as expression of "Made in Italy" concepts: design, quality of materials, functionality, reliability and durability.

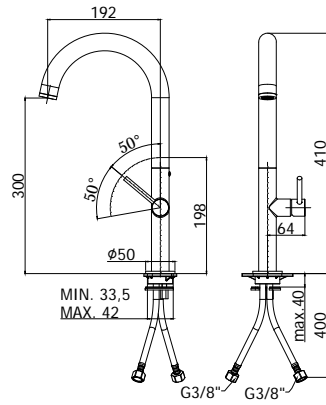


FINITURE FINISHES

La serie **CHEF** è disponibile nelle seguenti finiture:
CHEF range is available in the following finishes:

CR cromato
 chrome plated

chef



Miscelatore lavello monoforo alto con canna orientabile completo di:

- aeratore M24x1
- set 2 flessibili inox 3/8"G

Tall One-hole sink mixer with swivelling spout complete with:

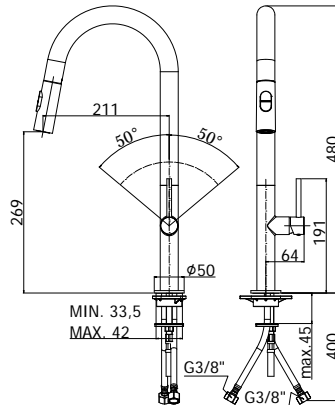
- aerator M24x1
- set of 2 stainless steel hoses 3/8"G

CH 180..

Finiture - Finishes **EUR**

con canna tubo Ø30mm
with tube spout - Ø30mm

CR



Miscelatore lavello monoforo alto con canna orientabile completo di:

- set 2 flessibili inox 3/8"G
- flessibile nylon con piombo 1/2"-M10x1 / L.1500 mm

Tall One-hole sink mixer with swivelling spout complete with:

- set of 2 stainless steel hoses 3/8"G
- 1/2"-M10x1 / L.1500 mm nylon hose with weight

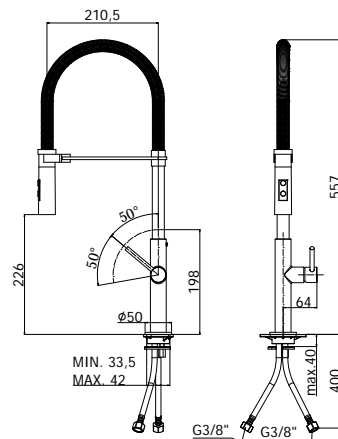
CH 185..

Finiture - Finishes **EUR**

con doccia estraibile Minimal (2 getti) in ABS
• con canna tubo Ø30mm

CR

with Minimal (two spray-functions) ABS pull out hand-shower
• with tube spout - Ø30mm



Miscelatore lavello monoforo con canna orientabile completo di:

- doccia Minimal (2 getti) in ABS
- supporto doccia con aggancio facilitato con magneti
- set 2 flessibili inox 3/8"G

One-hole sink mixer with swivelling spout complete with:

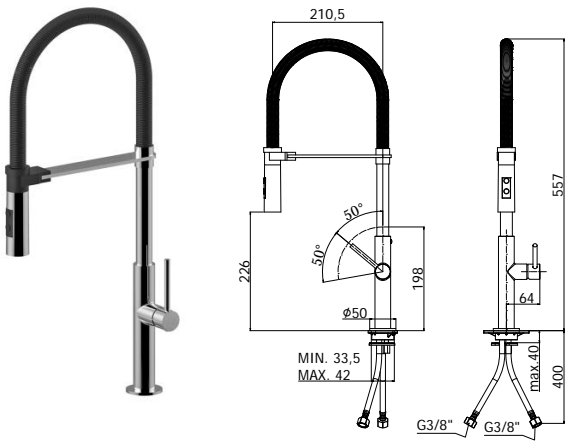
- Minimal ABS hand-shower (two spray-functions)
- Hand-shower bracket with magnetic easy rest
- set of 2 stainless steel hoses 3/8"G

CH 179..

Finiture - Finishes **EUR**

Professional
Professional

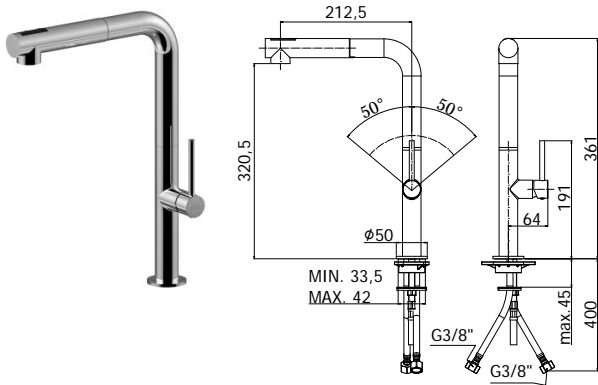
CR



- Miscelatore lavello monoforo con canna orientabile completo di:
- doccia Minimal (2 getti) in ABS
 - supporto doccia con aggancio facilitato con magneti
 - set 2 flessibili inox 3/8" G
- One-hole sink mixer with swivelling spout complete with:
- Minimal ABS hand-shower (two spray-functions)
 - Hand-shower bracket with magnetic easy rest
 - set of 2 stainless steel hoses 3/8" G

CH 179.. **Finiture - Finishes** **EUR**
 Professional **CRNO**









- * CRNO - Cromo + molla nero opaco
- * CRNO - Chrome + matt black spring



- Miscelatore lavello monoforo con canna orientabile completo di:
- flessibile nylon con piombo 1/2"-M10x1 / L.1500mm
 - set 2 flessibili inox 3/8" G
- One-hole sink mixer with swivelling spout complete with:
- 1/2"-M10x1 / L.1500mm nylon hose with weight
 - set of 2 stainless steel hoses 3/8" G

CH 985.. **Finiture - Finishes** **EUR**
 con doccia estraibile ABS 2 getti **CR**
 • con canna tubo Ø30mm
 with (two-spray) pull out hand-shower
 • with tube spout - Ø30mm

chef ricambi - spare parts

			Finiture - Finishes	EUR
	ZA91170	Cartuccia completa Ø25 mm senza distributore per artt. 179-180-185-985 Complete cartridge Ø25 mm without distributor for artt. 179-180-185-985		
	ZACC146	Valvolina antiritorno Ø15 mm per art. ZDOC113 Check-valve Ø15 mm for art. ZDOC113		
	ZACC232	Valvolina antiritorno Ø14 mm per art. ZDOC069-ZDOC084 Check-valve Ø14 mm for art. ZDOC069-ZDOC084		
	ZACC350	Molla superiore filo Ø 2 mm per art. 179 Top spring Ø 2 mm for art. 179	Finiture - Finishes CR NO	EUR 49,40
		* NO - Molla nero opaco * NO - Matt black spring		
	ZACC384	Supporto doccia con magneti + viti per art. 179 Hand-shower bracket with magnets + screws for art.179	Finiture - Finishes CL	EUR
	ZACC408	Boccola ABS per canna per artt. 185-985 ABS insert for spout for artt. 185-985	Finiture - Finishes	EUR
	ZACC409	Supporto per doccia per art. 179 Hand-shower bracket for art. 179	Finiture - Finishes CR	EUR
	ZAER112	Aeratore Ø30 mm per art. 180 Aerator Ø30 mm for art. 180	Finiture - Finishes CR	EUR
	ZBAS103	Basetta metallo con OR per artt. CHEF Metal base with OR for artt. CHEF	Finiture - Finishes CR	EUR




ZCAN203 Canna completa con raccordo e boccola per art. 185
Complete spout with connection for art. 185

ZCAN205 Canna completa con raccordo e aeratore per art. 180
Complete spout with connection and aerator for art. 180

Finiture - Finishes **EUR**
CR

CR



ZCAN204 Canna completa con raccordo e boccola per art. 985
Complete spout with connection for art. 985

Finiture - Finishes **EUR**

CR



ZCAP063 Cappuccio sottoleva in metallo per artt. CHEF
Metal underlever cover for artt. CHEF

Finiture - Finishes **EUR**

CR



ZDOC069 Doccia Minimal (2 getti) in ABS con valvolina antiritorno per art. 179
Minimal ABS hand-shower (two spray-functions) with check-valve for art. 179

ZDOC113 Doccia Minimal (2 getti) in ABS con valvolina antiritorno per art. 185
Minimal ABS hand-shower (two spray-functions) with check-valve for art. 185

ZAER050 Aeratore a scomparsa Ø 16,5x1M per artt. ZDOC069-ZDOC084
Hidden aerator Ø 16,5x1M for artt. ZDOC069-ZDOC084

Finiture - Finishes **EUR**

CR

CR



ZDOC084 Doccia 2 getti in ABS con valvolina antiritorno per art. 985
two-spray ABS pull out hand-shower with check-valve for art. 985

ZAER050 Aeratore a scomparsa Ø 16,5x1M per artt. ZDOC069-ZDOC084
Hidden aerator Ø 16,5x1M for artt. ZDOC069-ZDOC084

Finiture - Finishes **EUR**

CR



ZFIS133 Set fissaggio per artt. 185-985
Fixing set for artt. 185-985

ZFIS134 Set fissaggio per artt. 179-180
Fixing set for artt. 179-180

Finiture - Finishes **EUR**



ZFLO073 Flessibile nylon con peso ecologico 1/2"-M10x1/L.1500 mm per artt. 185-985
1/2"-M10x1/L.1500 mm nylon hose with weight for artt. 185-985

Finiture - Finishes **EUR**

CR



ZFLX061 Flex inox Ø14 cm. 53 plastificato per art. 179
PVC coated flex inox Ø14 cm. 53 for art. 179


Finiture - Finishes **EUR**

CR50




ZFLX102 Set flex inox cm. 45 M8x1 - F.3/8"G (2 pezzi) per artt. CHEF
Set of 2 pcs. inox flex cm. 45 M8x1 - F.3/8"G for artt. CHEF

Finiture - Finishes **EUR**
CRPX-CH



ZGHI025 Ghiera ferma cartuccia per artt. CHEF
Cartridge fastening ring nut for artt. CHEF

Finiture - Finishes **EUR**



ZLEV166 Leva metallo per artt. CHEF
Metal lever for artt. CHEF

Finiture - Finishes **EUR**
CR



ZRAC073 Raccordo canna, mezza luna e vite per art. 180
Connection and fixing set for spout for art. 180

ZRAC088 Raccordo canna, mezza luna e vite per art. 179
Connection and fixing set for spout for art. 179

Finiture - Finishes **EUR**
CR

CR



ZRAC117 Raccordo canna, mezza luna e vite per artt. 185-985
Connection and fixing set for spout for artt. 185-985

Finiture - Finishes **EUR**
CR

CR



ZRAC118 Raccordo tirante M8x1/M10x1 - 112 mm per artt. 185-985
M8x1/M10x1 112 mm fixing-connection for artt. 185-985

Finiture - Finishes **EUR**



ZRAC119 Raccordo per distanziale supporto doccia per art. 179
Connection for hand-shower bracket for art. 179

Finiture - Finishes **EUR**
CR

CR



ZRAC121 Supporto per doccia per art. 179
Hand-shower bracket for art. 179

Finiture - Finishes **EUR**
CL

CL

termostatici

MISCELATORI TERMOSTATICI

I nostri rubinetti termostatici per il bagno permettono di mantenere l'acqua ad una temperatura costante per tutta la durata di utilizzo, anche nel caso di una variazione di pressione sulle mandate dell'impianto nel caso di apertura contemporanea di altri rubinetti. L'acqua calda e l'acqua fredda, infatti, vengono miscelate dalla cartuccia termostatica ad una temperatura preimpostata dall'utente, regolando costantemente la miscelazione in base alle variazioni dell'impianto, evitando così aumenti o crolli improvvisi della temperatura, che viene mantenuta costante anche nelle successive aperture.

THERMOSTATIC MIXERS

Our thermostatic mixers for the bathroom allow to maintain the water at a constant temperature during the use, even in case of pressure changes in the equipment due to simultaneous opening of other taps. The hot and cold water, are in fact mixed by the thermostatic cartridge at a temperature preset by the user, constantly adjusting the water mixing according to changes in the equipment, avoiding increases or sharp reductions of the temperature, which is kept constant also in the succeeding openings.



COLLEZIONI RANGES

Collezioni disponibili con miscelatori termostatici:
Ranges available with thermostatic mixer:

" LEQ "	LEVEL
" LIQ "	LIGHT
" EQS "	EQUO STAR NEW
" QTV "	QUATTRO

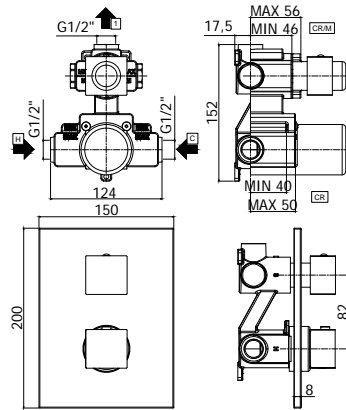
FINITURE FINISHES

La serie **LEVEL** è disponibile nelle seguenti finiture:
LEVEL range is available in the following finishes:

CR	cromato chrome plated
ST	finitura steel looking steel looking finish

level

termostatico - thermostatic



* CR con piastra ABS _ CR/M-ST/M con piastra in Acciaio inox
 * CR with ABS wall plate _ CR/M-ST/M with Stainless steel wall plate

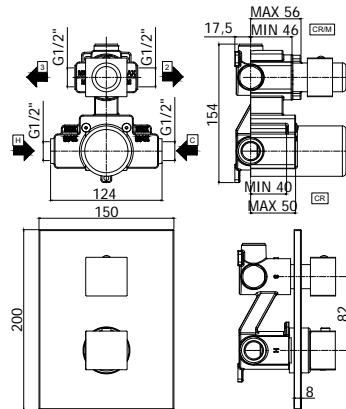
Miscelatore termostatico incasso doccia (1 uscita) completo di:
 • piastra 150x200mm
 • attacchi 1/2"G
 Concealed thermostatic shower mixer (1 outlet) complete with:
 • wall plate 150x200mm
 • 1/2"G connections

LEQ 513.. Finiture - Finishes EUR
 senza deviatore (1 uscita + stop) CR
 without diverter (1 outlet + stop) CR/M
ST/M



ZPRO 072.. Finiture - Finishes EUR
 Prolunga per art. 513 CR
 • H20mm ST
 Extension for art. 513
 • H20mm

termostatico - thermostatic



* CR con piastra ABS _ CR/M-ST/M con piastra in Acciaio inox
 * CR with ABS wall plate _ CR/M-ST/M with Stainless steel wall plate

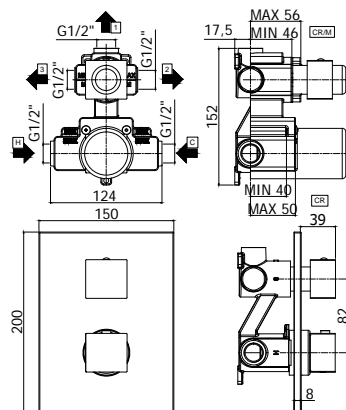
Miscelatore termostatico incasso doccia (2 uscite) completo di:
 • piastra 150x200mm
 • attacchi 1/2"G
 Concealed thermostatic shower mixer (2 outlets) complete with:
 • wall plate 150x200mm
 • 1/2"G connections

LEQ 518.. Finiture - Finishes EUR
 con cartuccia deviatore (2 uscite + stop) CR
 with diverter cartridge (2 outlets + stop) CR/M
ST/M



ZPRO 074.. Finiture - Finishes EUR
 Prolunga per art. 518 CR
 • H20mm ST
 Extension for art. 518
 • H20mm

termostatico - thermostatic



* CR con piastra ABS _ CR/M-ST/M con piastra in Acciaio inox
 * CR with ABS wall plate _ CR/M-ST/M with Stainless steel wall plate

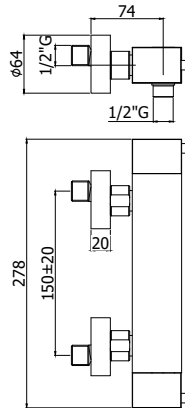
Miscelatore termostatico incasso doccia (3 uscite) completo di:
 • piastra 150x200mm
 • attacchi 1/2"G
 Concealed thermostatic shower mixer (3 outlets) complete with:
 • wall plate 150x200mm
 • 1/2"G connections

LEQ 519.. Finiture - Finishes EUR
 con cartuccia deviatore (3 uscite + 3 CR
 posizioni intermedie con stop) CR/M
 with diverter cartridge (3 outlets + 3 stop ST/M
 intermediate positions)



ZPRO 074.. Finiture - Finishes EUR
 Prolunga per art. 519 CR
 • H20mm ST
 Extension for art. 519
 • H20mm

termostatico - thermostatic



Miscelatore termostatico doccia completo di:

- limitatore di portata ECOSTOP
- set 2 eccentrici 1/2"x3/4"G e rosoni
- attacchi 1/2"G

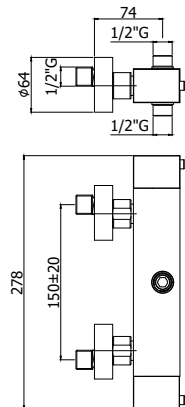
Thermostatic shower mixer complete with:

- ECO-STOP flow reducer
- set of 2 S-wall-unions 1/2"x3/4"G and wall-plates
- 1/2"G connections

LEQ 268..	Finiture - Finishes	EUR
senza set doccia without shower set	CR ST	

LEQ 268D..	Finiture - Finishes	EUR
con supporto a muro snodato in ABS • con doccia e flessibile with ABS joint wall bracket • with hand-shower and flexible hose	CR ST	

termostatico - thermostatic



Miscelatore termostatico doccia (2 uscite) completo di:

- set 2 eccentrici 1/2"x3/4"G e rosoni
- con attacchi 1/2"G

Thermostatic shower mixer (2 outlets) complete with:

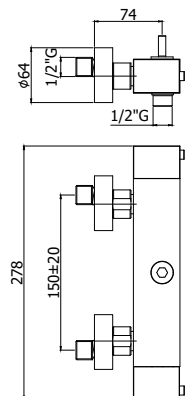
- set of 2 S-wall-unions 1/2"x3/4"G and wall-plates
- with 1/2"G connections

LEQ 269..	Finiture - Finishes	EUR
senza set doccia • con cartuccia deviatore (2 uscite + stop) without shower set • with diverter cartridge (2 outlets + stop)	CR ST	

* Solo in abbinamento con colonne doccia

* To be used with shower columns only

termostatico - thermostatic



Miscelatore termostatico doccia (2 uscite) completo di:

- set 2 eccentrici 1/2"x3/4"G e rosoni
- con attacchi 1/2"G

Thermostatic shower mixer (2 outlets) complete with:









- set of 2 S-wall-unions 1/2"x3/4"G and wall-plates
- with 1/2"G connections

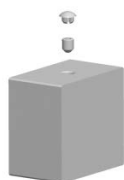
LEQ 269R..	Finiture - Finishes	EUR
per colonna doccia ZCOL665CR • con cartuccia deviatore (2 uscite + stop) • con attacco superiore speciale for ZCOL665CR shower column	CR	

- with diverter cartridge (2 outlets + stop)
- with special upper connection

* Solo in abbinamento con colonne doccia


* To be used with shower columns only

			Finiture - Finishes	EUR
	ZACC146	Valvolina antiritorno Ø15 mm per art. ZRAC022 Check-valve Ø15 mm for art. ZRAC022		
	ZACC424	Anello in metallo per cartuccia termostatica per artt. 513-518-519 Metal ring for artt. 513-518-519	CR ST	
	ZCAL016	Calotta per miscelatori termostatici Nut for thermostatic mixers	CR ST	
	ZCAP068	Cappuccio sottoleva in metallo per vitone/deviatore per artt. 513-518-519 Metal underlever cover for ceramic disc valve/diverter for artt. 513-518-519	CR ST	
	ZDOC117	Doccia PREMIUM (monogetto) in metallo per art. 268D PREMIUM metal hand-shower (single-spray) for art. 268D	CR ST	
	ZECC043	Eccentrico con rosone 1/2"x3/4" per miscelatori a parete Adjustable centre 1/2"x3/4" for wall mounted mixers	CR ST	
	ZFLO001	Flessibile 150 cm doppia aggraffatura e calotta conica per art. 268D Flexible hose 150 cm double interlock and conical nut for art. 268D	CR	
	ZFLO 031	Flessibile PVC argento 1/2"x1/2"/L. 1500 mm con doppia calotta conica, una girevole per artt. 269-269R 1/2"x1/2"/L. 1500 mm twist-free Silver PVC hose with double conical nut for artt. 269-269R	AG	
	ZFLO075	Flessibile 150 cm Lusso con calotta conica girevole per art. 268D Luxury twist-free brass flexible hose 150 cm with conical nut for art. 268D	ST	
	ZGHI023	Ghiera ferma cartuccia per artt. 269-269R Cartridge fastening ring nut for artt. 269-269R		




- ZMANV093** Maniglia completa per cartuccia deviatore per artt. 513-518-519
Complete handle for diverter cartridge artt. 513-518-519
- ZMANV095** Maniglia completa per cartuccia termostatica per artt. 513-518-519
Complete handle for thermostatic cartridge artt. 513-518-519

Finiture - Finishes	EUR
CR ST	
CR ST	



- ZMAN120** Maniglia per vitone a dischi ceramici per artt. LEQ268-268D
Handle for ceramic disk valve for artt. LEQ268-268D
- ZMAN121** Maniglia completa per cartuccia deviatore per artt. LEQ269-269R
Complete handle for diverter cartridge for artt. LEQ269-269R

Finiture - Finishes	EUR
CR ST	
CR ST	



- ZPIA042** Piastra rettangolare con guarnizione per artt. 513 / L.150 x h.200 mm
Rectangular wall plate with gasket for artt. 513 / L.150 x h.200mm
- ZPIA043** Piastra rettangolare con guarnizione per artt. 518 / L.150 x h.200 mm
Rectangular wall plate with gasket for artt. 518 / L.150 x h.200mm
- ZPIA097** Piastra rettangolare con guarnizione per artt. 519 / L.150 x h.200 mm
Rectangular wall plate with gasket for artt. 519 / L.150 x h.200mm

Finiture - Finishes	EUR
CR CR/M ST/M	
CR CR/M ST/M	
CR CR/M ST/M	

* CR con piastra ABS _ CR/M-ST/M con piastra in Acciao inox
* CR with ABS wall plate _ CR/M-ST/M with Stainless steel wall plate



- ZRAC022** Raccordo inferiore 1/2" con OR per artt. 268-269
1/2" lower connection with OR for artt. 268-269
- ZRAC066** Raccordo superiore 1/2" con OR per artt. 269
1/2" upper connection with OR for artt. 269

Finiture - Finishes	EUR
CR ST	
CR ST	




- ZRAC039** Raccordo per miscelatori termostatici con valvolina, retina e anello ottone per artt. 513-518-519
Connection for thermostatic mixers with valve, filter net and brass ring for artt. 513-518-519

Finiture - Finishes	EUR



- ZRAC096** Raccordo superiore con OR per artt. 269R
Upper connection with OR for artt. 269R

Finiture - Finishes	EUR
CR	



- ZSED028** Sede per miscelatori termostatici con valvolina e anello
Seat for thermostatic mixers with valve and ring

Finiture - Finishes	EUR
CR	



- ZVIT001** Vitone dischi ceramici 90° dx per art. 513
1/4 clockwise turn ceramic disc valve for art. 513
- ZVIT128** Vitone dischi ceramici 90° dx per artt. 268-268D
1/4 clockwise turn ceramic disc valve for artt. 268-268D

Finiture - Finishes **EUR**



- ZVIT052** Cartuccia termostatica per artt. 513-518-519
Thermostatic cartridge for artt. 513-518-519

Finiture - Finishes **EUR**
CR



- ZVIT058** Cartuccia deviatore Ø30 mm per artt. 269-269R
Diverter cartridge Ø30 mm for artt. 269-269R

Finiture - Finishes **EUR**



- ZVIT064** Cartuccia termostatica con maniglia graduata per artt. 268-268D-269-269R
Thermostatic cartridge with graduated handle for artt. 268-268D-269-269R

Finiture - Finishes **EUR**
CR
ST



- ZVIT090** Cartuccia deviatore (2 uscite) Ø32 mm per art. 518
Diverter cartridge (2 outlets) Ø32 mm for art. 518
- ZVIT089** Cartuccia deviatore (3 uscite) Ø32 mm per art. 519
Diverter cartridge (3 outlets) Ø32 mm for art. 519

Finiture - Finishes **EUR**

light

termostatico



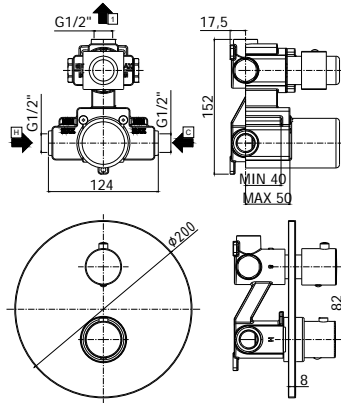
FINITURE FINISHES

La serie **LIGHT** è disponibile nelle seguenti finiture:
LIGHT range is available in the following finishes:

CR	cromato <i>chrome plated</i>
BO	finitura bianco opaco <i>matt white finish</i>
NO	finitura nero opaco <i>matt black finish</i>
HG	finitura Honey gold <i>Honey gold finish</i>
HGSP	finitura Honey gold spazzolato <i>Brushed Honey gold finish</i>
ST	finitura steel looking <i>steel looking finish</i>

light

termostatico - thermostatic



Miscelatore termostatico incasso doccia (1 uscita) completo di:
 • piastra in metallo Ø200mm
 • attacchi 1/2" G
 Concealed thermostatic shower mixer (1 outlet) complete with:
 • metal wall plate Ø200mm
 • 1/2" G connections

LIQ 013..

senza deviatore (1 uscita + stop)
 without diverter (1 outlet + stop)

Finiture - Finishes EUR

CR
 BO
 NO
 HG
 HGSP
 ST

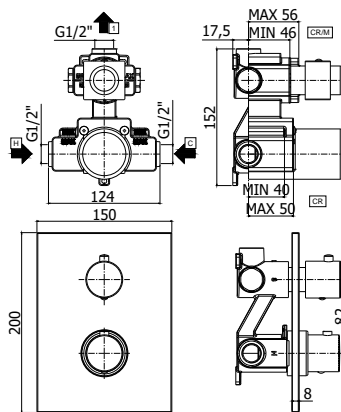


ZPRO 075..

Prolunga per artt. 013-018-019-513-518-519
 • H20mm
 Extension for artt. 013-018-019-513-518-519
 • H20mm

CR
 BO
 NO
 HG
 HGSP
 ST

termostatico - thermostatic



Miscelatore termostatico incasso doccia (1 uscita) completo di:
 • piastra 150x200mm
 • attacchi 1/2" G
 Concealed thermostatic shower mixer (1 outlet) complete with:
 • wall plate 150x200mm
 • 1/2" G connections

LIQ 513..

senza deviatore (1 uscita + stop)
 without diverter (1 outlet + stop)

Finiture - Finishes EUR

CR
 CR/M
 BO/M
 NO/M
 HG/M
 HGSP/M
 ST/M



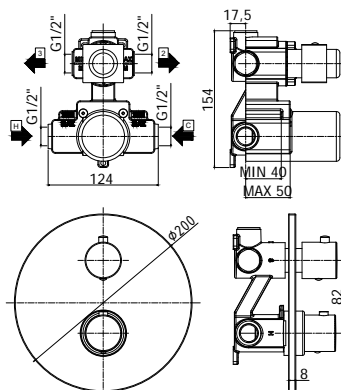
ZPRO 075..

Prolunga per artt. 013-018-019-513-518-519
 • H20mm
 Extension for artt. 013-018-019-513-518-519
 • H20mm

CR
 BO
 NO
 HG
 HGSP
 ST

* CR con piastra ABS _ CR/M-BO/M-NO/M-HG/M-HGSP/M-ST/M con piastra in Acciaio inox
 * CR with ABS wall plate _ CR/M-BO/M-NO/M-HG/M-HGSP/M-ST/M with Stainless steel wall plate

termostatico - thermostatic



Miscelatore termostatico incasso doccia (2 uscite) completo di:
 • piastra in metallo Ø200mm
 • attacchi 1/2" G
 Concealed thermostatic shower mixer (2 outlets) complete with:
 • metal wall plate Ø200mm
 • 1/2" G connections

LIQ 018..

con cartuccia deviatore (2 uscite + stop)
 with diverter cartridge (2 outlets + stop)

Finiture - Finishes EUR

CR
 BO
 NO
 HG
 HGSP
 ST

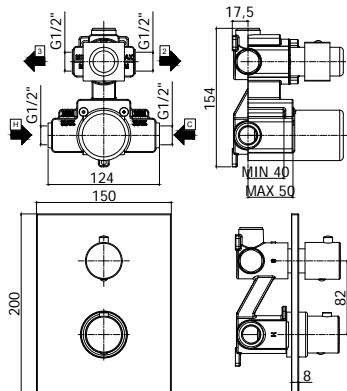


ZPRO 075..

Prolunga per artt. 013-018-019-513-518-519
 • H20mm
 Extension for artt. 013-018-019-513-518-519
 • H20mm

CR
 BO
 NO
 HG
 HGSP
 ST

termostatico - thermostatic



* CR con piastra ABS _ CR/M-BO/M-NO/M-HG/M-HGSP/M-ST/M con piastra in Acciaio inox
 * CR with ABS wall plate _ CR/M-BO/M-NO/M-HG/M-HGSP/M-ST/M with Stainless steel wall plate

Miscelatore termostatico incasso doccia (2 uscite) completo di:
 • piastra 150x200mm
 • attacchi 1/2"G
 Concealed thermostatic shower mixer (2 outlets) complete with:
 • wall plate 150x200mm
 • 1/2"G connections

LIQ 518..

con cartuccia deviatore (2 uscite + stop)
 with diverter cartridge (2 outlets + stop)

Finiture - Finishes EUR

- CR
- CR/M
- BO/M
- NO/M
- HG/M
- HGSP/M
- ST/M

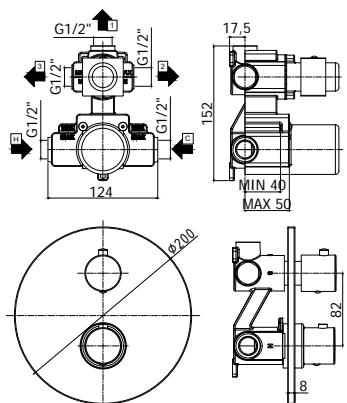


ZPRO 075..

Prolunga per artt. 013-018-019-513-518-519
 • H20mm
 Extension for artt. 013-018-019-513-518-519
 • H20mm

- CR
- BO
- NO
- HG
- HGSP
- ST

termostatico - thermostatic



Miscelatore termostatico incasso doccia (3 uscite) completo di:
 • piastra in metallo Ø200mm
 • attacchi 1/2"G
 Concealed thermostatic shower mixer (3 outlets) complete with:
 • metal wall plate Ø200mm
 • 1/2"G connections

LIQ 019..

con cartuccia deviatore (3 uscite + 3 posizioni intermedie con stop)
 with diverter cartridge (3 outlets + 3 stop intermediate positions)

Finiture - Finishes EUR

- CR
- BO
- NO
- HG
- HGSP
- ST

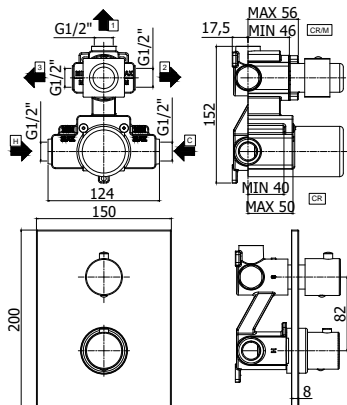


ZPRO 075..

Prolunga per artt. 013-018-019-513-518-519
 • H20mm
 Extension for artt. 013-018-019-513-518-519
 • H20mm

- CR
- BO
- NO
- HG
- HGSP
- ST

termostatico - thermostatic



* CR con piastra ABS _ CR/M-BO/M-NO/M-HG/M-HGSP/M-ST/M con piastra in Acciaio inox
 * CR with ABS wall plate _ CR/M-BO/M-NO/M-HG/M-HGSP/M-ST/M with Stainless steel wall plate

Miscelatore termostatico incasso doccia (3 uscite) completo di:
 • piastra 150x200mm
 • attacchi 1/2"G
 Concealed thermostatic shower mixer (3 outlets) complete with:
 • wall plate 150x200mm
 • 1/2"G connections

LIQ 519..

con cartuccia deviatore (3 uscite + 3 posizioni intermedie con stop)
 with diverter cartridge (3 outlets + 3 stop intermediate positions)

Finiture - Finishes EUR

- CR
- CR/M
- BO/M
- NO/M
- HG/M
- HGSP/M
- ST/M



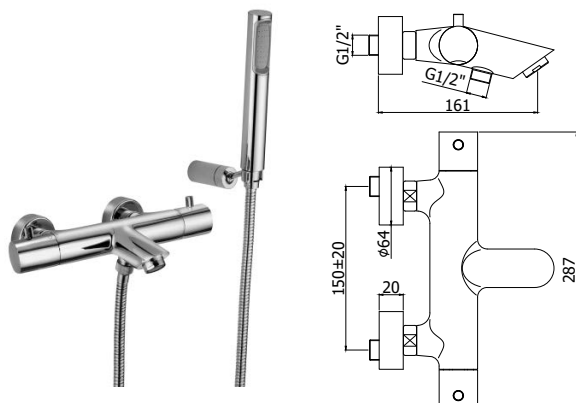
ZPRO 075..

Prolunga per artt. 013-018-019-513-518-519
 • H20mm
 Extension for artt. 013-018-019-513-518-519
 • H20mm

- CR
- BO
- NO
- HG
- HGSP
- ST

light

termostatico - thermostatic

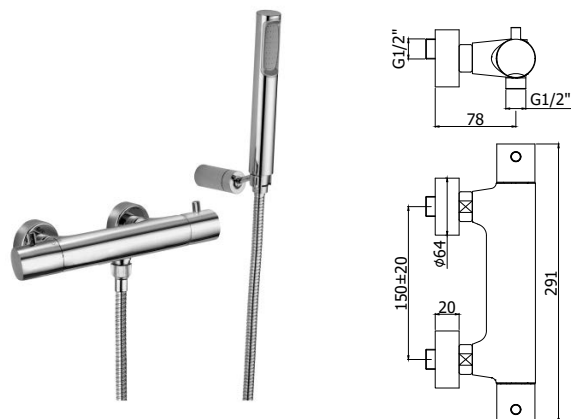


* CR con doccia BIRILLO/ BO-NO-HG-HGSP-ST con doccia MASTER
 * CR with BIRILLO hand-shower/ BO-NO-HG-HGSP-ST with MASTER hand-shower

Miscelatore termostatico vasca/doccia con deviatore completo di:
 • aeratore M28x1
 • set 2 eccentrici 1/2"x3/4"G e rosoni
 Thermostatic bath/shower mixer complete with:
 • aerator M28x1
 • set of 2 S-wall-unions 1/2"x3/4"G and wall-plates

LIQ 022..	Finiture - Finishes	EUR
senza set doccia without shower set	CR BO NO HG HGSP ST	
LIQ 023..		
con supporto a muro snodato in metallo • con doccia e flessibile with metal joint wall bracket • with hand-shower and flexible hose	CR BO NO HG HGSP ST	

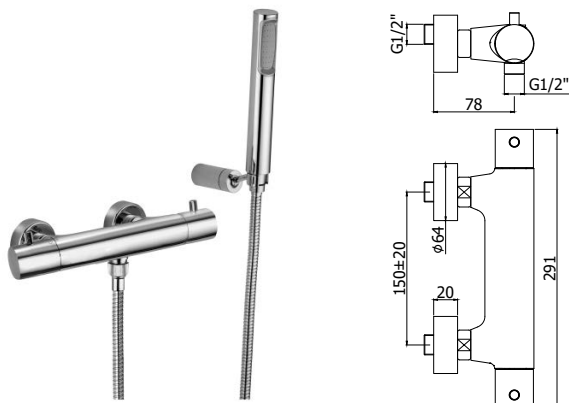
termostatico - thermostatic



Miscelatore termostatico doccia completo di:
 • set 2 eccentrici 1/2"x3/4"G e rosoni
 Thermostatic shower mixer complete with:
 • set of 2 S-wall-unions 1/2"x3/4"G and wall-plates

LIQ 168..	Finiture - Finishes	EUR
senza set doccia • con attacco inferiore 1/2"G without shower set • with 1/2"G lower connection	CR	
LIQ 168D..		
con supporto a muro snodato in metallo • con doccia e flessibile with metal joint wall bracket • with hand-shower and flexible hose	CR	

termostatico - thermostatic

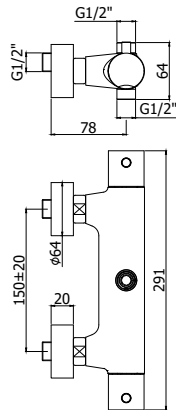


* CR con doccia BIRILLO/ BO-NO-HG-HGSP-ST con doccia MASTER
 * CR with BIRILLO hand-shower/ BO-NO-HG-HGSP-ST with MASTER hand-shower

Miscelatore termostatico doccia completo di:
 • limitatore di portata ECOSTOP
 • set 2 eccentrici 1/2"x3/4"G e rosoni
 Thermostatic shower mixer complete with:
 • ECO-STOP flow reducer
 • set of 2 S-wall-unions 1/2"x3/4"G and wall-plates

LIQ 168E.. ECOSTOP	Finiture - Finishes	EUR
senza set doccia • con attacco inferiore 1/2"G without shower set • with 1/2"G lower connection	CR BO NO HG HGSP ST	
LIQ 168ED..		
con supporto a muro snodato in metallo • con doccia e flessibile with metal joint wall bracket • with hand-shower and flexible hose	CR BO NO HG HGSP ST	

termostatico - thermostatic



* Solo in abbinamento con colonne doccia

* To be used with shower columns only

Miscelatore termostatico doccia (2 uscite) completo di:

- set 2 eccentrici 1/2"x3/4"G e rosni
- con attacchi 1/2"G

Thermostatic shower mixer (2 outlets) complete with:

- set of 2 S-wall-unions 1/2"x3/4"G and wall-plates
- with 1/2"G connections

LIQ 169..

Finiture - Finishes **EUR**

senza set doccia

CR

- con cartuccia deviatore (2 uscite + stop)

BO

NO

without shower set

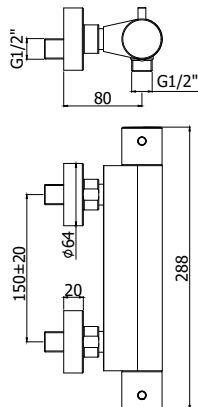
HG

- with diverter cartridge (2 outlets + stop)

HGSP

ST

new termostatico - thermostatic



Miscelatore termostatico doccia completo di:

- set 2 eccentrici 1/2"x3/4"G e rosni

Thermostatic shower mixer complete with:

- set of 2 S-wall-unions 1/2"x3/4"G and wall-plates

LIQ 468.. COLD TOUCH - ECOSTOP

Finiture - Finishes **EUR**

senza set doccia

CR

- con attacco inferiore 1/2"G

BO

without shower set

NO

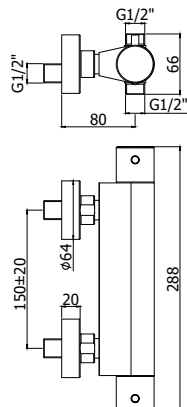
- with 1/2"G lower connection

HG

HGSP

ST

new termostatico - thermostatic



Miscelatore termostatico doccia (2 uscite) completo di:

- set 2 eccentrici 1/2"x3/4"G e rosni
- con attacchi 1/2"G

Thermostatic shower mixer (2 outlets) complete with:

- set of 2 S-wall-unions 1/2"x3/4"G and wall-plates
- with 1/2"G connections

LIQ 469.. COLD TOUCH

Finiture - Finishes **EUR**

senza set doccia

CR






- con cartuccia deviatore (2 uscite + stop)





without shower set


- with diverter cartridge (2 outlets + stop)

* Solo in abbinamento con colonne doccia

* To be used with shower columns only

			Finiture - Finishes	EUR
	ZACC146	Valvolina antiritorno Ø15 mm per artt. 022-023-168-169-468-469-ZRAC022 Check-valve Ø15 mm for artt. 022-023-168-169-468-469-ZRAC022		
	ZACC424	Anello in metallo per cartuccia termostatica per artt. 013-018-019-513-518-519 Metal ring for artt. 013-018-019-513-518-519	CR BO NO HG HGSP ST	
	ZAER003	Aeratore completo Ø28 per artt. 022-023 Complete aerator Ø28 for artt. 022-023	CR BO NO HG HGSP ST	
	ZCAL023	Calotta per miscelatori a parete Nut for wall mounted mixers	CR BO NO HG HGSP ST	
	ZCAP068	Cappuccio sottoleva in metallo per vitone/deviatore per artt. 013-018-019-513-518-519 Metal underlever cover for ceramic disc valve/diverter for artt. 013-018-019-513-518-519	CR BO NO HG HGSP ST	
	ZDOC032	Doccia BIRILLO (monogetto) in ABS per artt. 023-168D-168ED BIRILLO ABS hand-shower (single spray) for artt. 023-168D-168ED	CR	
	ZDOC067	Doccia MASTER (monogetto) in metallo per artt. 023-168D-168ED MASTER metal hand-shower (single-spray) for artt. 023-168D-168ED	CR BO NO HG HGSP ST	
	ZECC043	Eccentrico con rosone per gruppi esterni S-wall union for wall mounted mixers	CR BO NO HG HGSP ST	

		Finiture - Finishes	EUR
	ZFLO001	Flessibile 1/2"x1/2" mm.1500 con calotta conica doppia aggraffatura per artt. 023-168D-168ED Double fastened longlife metal flexible hose 1/2"x1/2" mm.1500 with conical nut for artt. 023-168D-168ED	CR
	ZFLO075	Flessibile 150 cm Lusso con calotta conica girevole per artt. 023-168ED Luxury twist-free brass flexible hose 150 cm with conical nut for artt. 023-168ED	ST HG HGSP
	ZFLO071	Flessibile PVC colorato 1/2"x1/2"G - 1500mm per artt. 023-168ED (bianco o nero opaco) 1/2"x1/2"G - 1500mm colored PVC hose for artt. 023-168ED (matt white or black)	BO NO
	ZGHI003	Ghiera fermacartuccia per artt. 022-023-169-469 Ring-nut for cartridge fastening for artt. 022-023-169-469	Finiture - Finishes EUR
	ZMAN125	Maniglia per vitone ceramico per artt. 168-168D Handle for ceramic disc valve for artt. 168-168D	CR
	ZMAN126	Maniglia per vitone ceramico con limitatore portata ECO-STOP per artt. 168E-168ED Handle for ceramic disc valve with flow reducer ECO-STOP per artt. 168E-168ED	CR BO NO HG HGSP ST
	ZMAN127	Maniglia per cartuccia deviatore per artt. 013-018-019-513-518-519 Handle for diverter cartridge for artt. 013-018-019-513-518-519	CR BO NO HG HGSP ST
	ZMAN134	Maniglia per cartuccia deviatore per art. 169 Handle for diverter cartridge for art. 169	CR BO NO HG HGSP ST
	ZMAN139	Maniglia per vitone ceramico per artt. 022-023 Handle for ceramic disc valve for artt. 022-023	CR BO NO HG HGSP ST
	ZMAN169	Maniglia per vitone ceramico per art. 468 Handle for ceramic disc valve for art. 468	CR BO NO HG HGSP ST
	ZMAN170	Maniglia per cartuccia deviatore per art. 469 Handle for diverter cartridge for art. 469	CR
	ZPIA016	Piastra con guarnizione per miscelatore incasso per art. 013 / Ø200 mm Rectangular wall plate with gasket for art. 013 / Ø200 mm	CR BO NO HG HGSP ST
	ZPIA037	Piastra con guarnizioni per miscelatore incasso (2 uscite) per art. 018 / Ø200 mm Wall plate with gaskets for concealed shower mixer (2 outlets) for art. 018 / Ø200 mm	CR BO NO HG HGSP ST
	ZPIA099	Piastra con guarnizioni per miscelatore incasso (3 uscite) per art. 019 / Ø200 mm Wall plate with gaskets for concealed shower mixer (3 outlets) for art. 019 / Ø200 mm	CR BO NO HG HGSP ST



ZPIA042 Piastra rettangolare con guarnizione per art. 513 / L.150 x h.200 mm
Rectangular wall plate with gasket for art. 513 / L.150 x h.200mm

ZPIA043 Piastra rettangolare con guarnizione per art. 518 / L.150 x h.200 mm
Rectangular wall plate with gasket for art. 518 / L.150 x h.200mm

ZPIA097 Piastra rettangolare con guarnizione per art. 519 / L.150 x h.200 mm
Rectangular wall plate with gasket for art. 519 / L.150 x h.200mm

Finiture - Finishes **EUR**

CR
CR/M
BO/M
NO/M
HG/M
HGSP/M
ST/M

CR
CR/M
BO/M
NO/M
HG/M
HGSP/M
ST/M

CR
CR/M
BO/M
NO/M
HG/M
HGSP/M
ST/M

* CR con piastra ABS _ CR/M-BO/M-NO/M-HG/M-HGSP/M-ST/M con piastra in Acciaio inox

* CR with ABS wall plate _ CR/M-BO/M-NO/M-HG/M-HGSP/M-ST/M with Stainless steel wall plate



ZRAC022 Raccordo inferiore 1/2" con OR per artt. 022-023-168-168D-168E-168ED-169-468-469
1/2" lower connection with OR for artt. 022-023-168-168D-168E-168ED-169-468-469

ZRAC066 Raccordo superiore 1/2" con OR per artt. 169-469
1/2" upper connection with OR for artt. 169-469

Finiture - Finishes **EUR**

CR
BO
NO
HG
HGSP
ST


CR
BO
NO
HG
HGSP
ST



ZRAC039 Raccordo per miscelatori termostatici con valvolina, retina e anello ottone per artt. 013-018-019-513-518-519
Connection for thermostatic mixers with valve, filter net and brass ring for artt. 013-018-019-513-518-519

Finiture - Finishes **EUR**

ZSED029 Sede per miscelatori termostatici con valvolina e anello
Seat for thermostatic mixers with valve and ring



Finiture - Finishes **EUR**

CR



ZVIT001 Vitone dischi ceramici 90° dx per artt. 013-168-168D-168E-168ED-468-513
90° ceramic disc valve right for artt. 013-168-168D-168E-168ED-468-513

Finiture - Finishes **EUR**



ZVIT028 Cartuccia deviatore Ø35 per artt. 022-023-169
Diverter cartridge Ø35 for artt. 022-023-169

Finiture - Finishes **EUR**



ZVIT086 Cartuccia termostatica per artt. 013-018-019-513-518-519
Thermostatic cartridge for artt. 013-018-019-513-518-519

ZVIT087 Cartuccia termostatica per artt. 168-168D-168E-168ED-169
Thermostatic cartridge for artt. 168-168D-168E-168ED-169

ZVIT097 Cartuccia termostatica per artt. 022-023
Thermostatic cartridge for artt. 022-023

Finiture - Finishes **EUR**

CR
BO
NO
HG
HGSP
ST

CR
ST
NO

CR
ST
NO



ZVIT090 Cartuccia deviatore (2 uscite) Ø32 mm per artt. 018-518
Diverter cartridge (2 outlets) Ø32 mm for artt. 0518

ZVIT089 Cartuccia deviatore (3 uscite) Ø32 mm per artt. 019-519
Diverter cartridge (3 outlets) Ø32 mm for artt. 019-519

Finiture - Finishes **EUR**

new



ZVIT125 Cartuccia termostatica per artt. 468-469
Thermostatic cartridge for artt. 468-469

Finiture - Finishes **EUR**

CR
BO
NO
HG
HGSP
ST

new



ZVIT126 Cartuccia deviatore (2 uscite) per artt. 469
Diverter cartridge (2 outlets) for artt. 469

Finiture - Finishes **EUR**

equo star new

termostatico



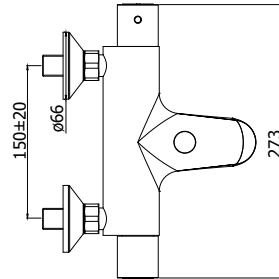
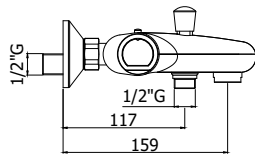
FINITURE FINISHES

La serie **EQUO STAR NEW** è disponibile nelle seguenti finiture:
EQUO STAR NEW range is available in the following finishes:

CR cromato
chrome plated

equo star new

termostatico - thermostatic



Miscelatore termostatico vasca/doccia con deviatore completo di:

- aeratore M28x1
- set 2 eccentrici 1/2"x3/4"G e rosoni

Thermostatic bath/shower mixer complete with:

- aerator M28x1
- set of 2 S-wall-unions 1/2"x3/4"G and wall-plates

EQS 022CR NEW

senza set doccia
without shower set

Finiture - Finishes EUR
CR

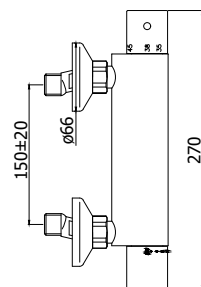
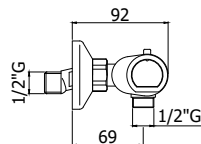
EQS 023CR NEW

con supporto a muro Smart in ABS
• con doccia Trieste Bis e flessibile
with ABS Smart wall bracket

- with Trieste Bis hand-shower and flexible hose

CR

termostatico - thermostatic



Miscelatore termostatico doccia completo di:

- set 2 eccentrici 1/2"x3/4"G e rosoni

Thermostatic shower mixer complete with:

- set of 2 S-wall-unions 1/2"x3/4"G and wall-plates

EQS 168CR NEW

senza set doccia
• con attacco inferiore 1/2"G
without shower set
• with 1/2"G lower connection









Finiture - Finishes EUR
CR

EQS 168DCR NEW

con supporto a muro Smart in ABS
• con doccia Trieste Bis e flessibile
with ABS Smart wall bracket

- with Trieste Bis hand-shower and flexible hose

CR

	<p>ZACC146 Valvolina antiritorno Ø15 mm per artt. ZDEV034..V-ZRAC022 Check-valve Ø15 mm for artt. ZDEV034..V-ZRAC022</p>	<p>Finiture - Finishes EUR</p>
	<p>ZCAL003 Calotta per miscelatori a parete Nut for wall mounted mixers</p>	<p>Finiture - Finishes EUR CR</p>
	<p>ZDEV034.. V Deviatore con valvolina antiritorno per miscelatore vasca esterno per artt. 022-023 Diverter with check-valve for bath/shower mixer for artt. 022-023</p>	<p>Finiture - Finishes EUR CR</p>
	<p>ZDOC081 Doccia Trieste Bis (monogetto) in ABS per artt. 023-168D Trieste Bis ABS hand-shower (single spray) for artt. 023-168D</p>	<p>Finiture - Finishes EUR CR</p>
	<p>ZECC044 Eccentrico con rosone 1/2"x 3/4" per miscelatori a parete Adjustable centre 1/2"x 3/4" for wall mounted mixers</p>	<p>Finiture - Finishes EUR CR</p>
	<p>ZFLO001 Flessibile 150 cm doppia aggraffatura e calotta conica per artt. 023-168D Flexible hose 150 cm double interlock and conical nut for artt. 023-168D</p>	<p>Finiture - Finishes EUR CR</p>
	<p>ZMANV200 Maniglia per vitone a dischi ceramici per artt. 022-023-168-168D Handle for ceramic disc valve for artt. 022-023-168-168D</p>	<p>Finiture - Finishes EUR CR</p>
	<p>ZRAC022 Raccordo 1/2" con OR per artt. 168-168D 1/2" connection with OR for artt. 168-168D</p>	<p>Finiture - Finishes EUR CR</p>



ZSED028 Sede per miscelatori termostatici BRQ con valvolina, retina e anello ottone
 Seat for BRQ thermostatic mixers with valve, filter net and brass ring

Finiture - Finishes **EUR**
CR



ZVIT001 Vitone dischi ceramici 90° dx per artt. 022-023-168-168D
 90° ceramic disc valve right for artt. 022-023-168-168D

Finiture - Finishes **EUR**



ZVIT063 Cartuccia termostatica con maniglia graduata per artt. 022-023-168-168D
 Thermostatic cartridge with graduated handle for artt. 022-023-168-168D

Finiture - Finishes **EUR**
CR

quattro

termostatico



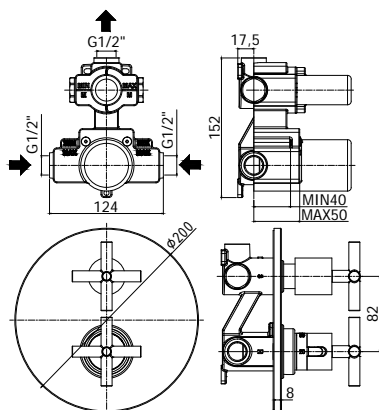
FINITURE FINISHES

La serie **QUATTRO** è disponibile nelle seguenti finiture:
QUATTRO range is available in the following finishes:

CR cromato
 chrome plated

quattro

termostatico - thermostatic



Miscelatore termostatico incasso doccia (1 uscita) completo di:

- piastra in metallo Ø200mm
- attacchi 1/2" G

Concealed thermostatic shower mixer (1 outlet) complete with:

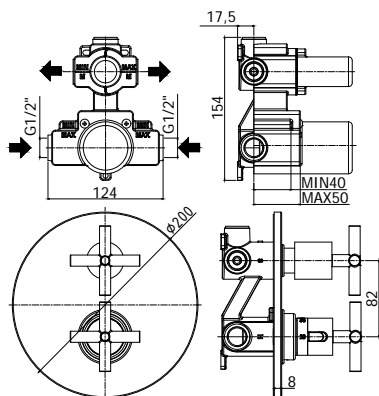
- metal wall plate Ø200mm
- 1/2" G connections

QTV 013.. **Finiture - Finishes** **EUR**
 senza deviatore (1 uscita + stop) **CR**
 without diverter (1 outlet + stop)



ZPRO 076.. **CR**
 Prolunga per art. 013
 • H20mm
 Extension for art. 013
 • H20mm

termostatico - thermostatic



Miscelatore termostatico incasso doccia (2 uscite) completo di:

- piastra in metallo Ø200mm
- attacchi 1/2" G

Concealed thermostatic shower mixer (2 outlets) complete with:

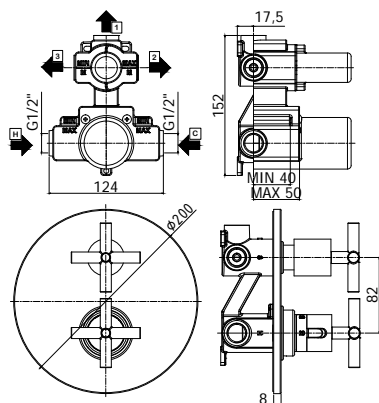
- metal wall plate Ø200mm
- 1/2" G connections

QTV 018.. **Finiture - Finishes** **EUR**
 con cartuccia deviatore (2 uscite + stop) **CR**
 with diverter cartridge (2 outlets + stop)



ZPRO 077.. **CR**
 Prolunga per artt. 018-019
 • H20mm
 Extension for artt. 018-019
 • H20mm

termostatico - thermostatic



Miscelatore termostatico incasso doccia (3 uscite) completo di:

- piastra in metallo Ø200mm
- attacchi 1/2" G

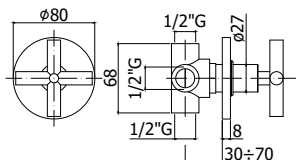
Concealed thermostatic shower mixer (3 outlets) complete with:

- metal wall plate Ø200mm
- 1/2" G connections

QTV 019.. **Finiture - Finishes** **EUR**
 con cartuccia deviatore (3 uscite + 3 **CR**
 posizioni intermedie con stop)
 with diverter cartridge (3 outlets + 3
 posizioni intermedie)



ZPRO 077.. **CR**
 Prolunga per artt. 018-019
 • H20mm
 Extension for artt. 018-019
 • H20mm



Deviatore incasso Minimal completo di:

- piastra in metallo Ø80mm
- maniglia
- attacchi 1/2" G

Minimal concealed diverter complete with:

- metal wall plate Ø80mm
- handle
- 1/2" G connections

ZDEV 079..QTV QUATTRO

con 2 entrate - 2 uscite
with 2 inlets - 2 outlets

Finiture - Finishes

EUR

CR

ZVIT 112

Cartuccia deviatore Ø26 mm per art.
ZDEV079..QTV

Diverter cartridge Ø26 mm for art.
ZDEV079..QTV

ZPRO 063

Prolunga per artt. ZDEV079..QTV -
H30mm

Extension for artt. ZDEV079..QTV -
H30mm

CR

			Finiture - Finishes	EUR
	ZACC424	Anello in metallo per cartuccia termostatica per artt. 013-018-019 Metal ring for artt. 013-018-019	CR	
	ZCAP068	Cappuccio sottoleva in metallo per vitone/deviatore per artt. 013-018-019 Metal underlever cover for ceramic disc valve/diverter for artt. 013-018-019	CR	
	ZMANV058	Maniglia completa per vitone artt. 013-018-019 Complete handle for valve for artt. 013-018-019	CR	
	ZPIA016	Piastra con guarnizione per miscelatore incasso per artt. 013 / Ø200 mm Rectangular wall plate with gasket for artt. 013 / Ø200 mm	CR	
	ZPIA037	Piastra con guarnizioni per miscelatore incasso (2 uscite) per artt. 018 / Ø200 mm Wall plate with gaskets for concealed shower mixer (2 outlets) for artt. 018 / Ø200 mm	CR	
	ZPIA099	Piastra con guarnizioni per miscelatore incasso (3 uscite) per artt. 019 / Ø200 mm Wall plate with gaskets for concealed shower mixer (3 outlets) for artt. 019 / Ø200 mm	CR	
	ZRAC039	Sede con valvolina antiritorno e retina inox per artt. 013-018-019 Seat with check-valve and filter for artt. 013-018-019		
	ZVIT001	Vitone dischi ceramici 90° dx per artt. 013 90° ceramic disc valve right for artt. 013		
	ZVIT033	Maniglia completa graduata con cartuccia per artt. 013-018-019 Thermostatic cartridge with graduated handle for artt. 013-018-019	CR	
	ZVIT090	Cartuccia deviatore (2 uscite) Ø32 mm per artt. 018 Diverter cartridge (2 outlets) Ø32 mm for artt. 018		
	ZVIT089	Cartuccia deviatore (3 uscite) Ø32 mm per artt. 019 Diverter cartridge (3 outlets) Ø32 mm for artt. 019		

compact box



FINITURE FINISHES

La serie **COMPACT BOX** è disponibile nelle seguenti finiture:
COMPACT BOX range is available in the following finishes:

CR	cromato chrome plated
BO	finitura bianco opaco matt white finish
NO	finitura nero opaco matt black finish
HG	finitura Honey gold Honey gold finish
HGSP	finitura Honey gold spazzolato Brushed Honey gold finish
ST	finitura steel looking steel looking finish

Completare il prodotto come segue:
Complete the product as follows:



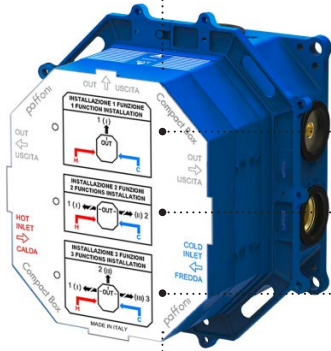
CPBOX 001
Set incasso universale
Universal concealed set



CODICE/001
Set esterno
External set

**CONFIGURAZIONI
CONFIGURATIONS**

**MISCELATORI COMPACT
COMPACT MIXERS**



CPBOX001

**1 FUNZIONE
1 FUNCTION**

CPM 013..

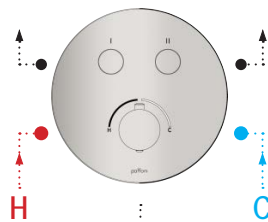


CPM 513..



**2 FUNZIONI
2 FUNCTIONS**

CPM 018..



CPM 518..



**3 FUNZIONI
3 FUNCTIONS**

CPM 019..



CPM 519..



- COMPACT BOX -

COMPLETARE IL PRODOTTO COME SEGUE:
COMPLETE THE PRODUCT AS FOLLOWS:



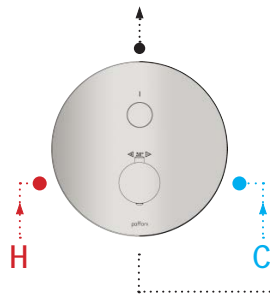
CPBOX 001
Set incasso universale
Universal concealed set



CODICE / CODE
Set esterno (es. CPM019)
External set (ex. CMP019)

TERMOSTATICI COMPACT
COMPACT THERMOSTATS

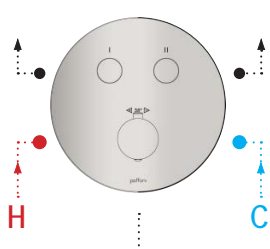
CPT 013..



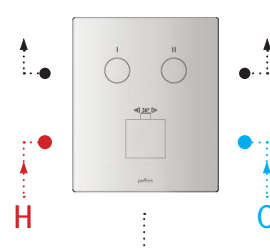
CPT 513..



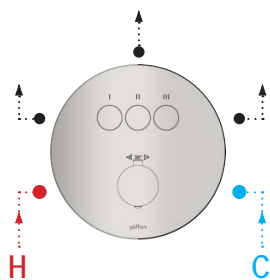
CPT 018..



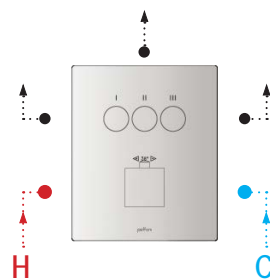
CPT 518..



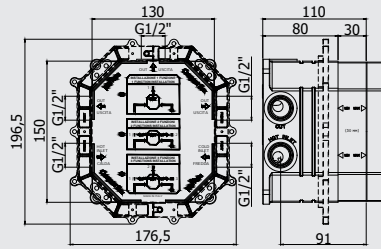

CPT 019..



CPT 519..



compact box



*Da abbinare solo con
CPM 013-018-019-513-518-519 - CPT 013-018-019-513-518-519

*To be completed only with
CPM 013-018-019-513-518-519 - CPT 013-018-019-513-518-519

Set incasso universale per miscelatori e termostatici compact completo di:

- corpo incasso
- box

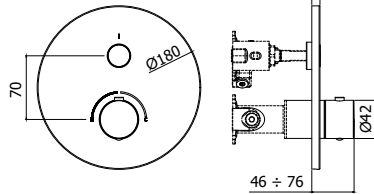
Universal concealed set for compact mixers and thermostatic mixers complete with:

- concealed body
- box

CPBOX 001

senza set esterno
without external set

Finiture - Finishes **EUR**



*Da abbinare solo con
CPBOX 001

*To be completed only with
CPBOX 001

Set esterno miscelatore incasso doccia (1 funzione) completo di:

- corpo miscelatore (con cartuccia a dischi ceramici)
- piastra tonda in metallo Ø180mm
- manopola tonda

External set for concealed shower mixer (1 function) complete with:

- mixer body (with ceramic disc cartridge)
- round metal wall plate Ø180mm
- round handle

CPM 013..

con deviatore a pulsante On/Off

- 1 funzione
- with push diverter On/Off
- 1 function

Finiture - Finishes **EUR**

CR
BO
NO
HG
HGSP
ST

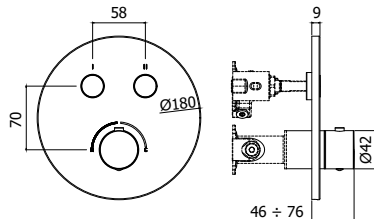
ZPRO 092

Prolunga per artt. CPM 013-018-019-513-518-519

- H20mm

Extension for artt. CPM 013-018-019-513-518-519

- H20mm



*Da abbinare solo con
CPBOX 001

*To be completed only with
CPBOX 001

Set esterno miscelatore incasso doccia (2 funzioni) completo di:

- corpo miscelatore (con cartuccia a dischi ceramici)
- piastra tonda in metallo Ø180mm
- manopola tonda

External set for concealed shower mixer (2 functions) complete with:

- mixer body (with ceramic disc cartridge)
- round metal wall plate Ø180mm
- round handle

CPM 018..

con deviatore a pulsante On/Off

- 2 funzioni
- with push diverter On/Off
- 2 functions

Finiture - Finishes **EUR**

CR
BO
NO
HG
HGSP
ST

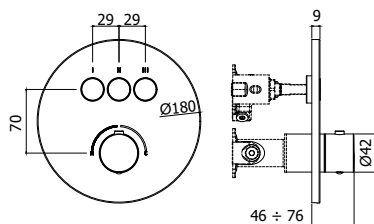
ZPRO 092

Prolunga per artt. CPM 013-018-019-513-518-519

- H20mm

Extension for artt. CPM 013-018-019-513-518-519

- H20mm



*Da abbinare solo con
CPBOX 001

*To be completed only with
CPBOX 001

Set esterno miscelatore incasso doccia (3 funzioni) completo di:

- corpo miscelatore (con cartuccia a dischi ceramici)
- piastra tonda in metallo Ø180mm
- manopola tonda

External set for concealed shower mixer (3 functions) complete with:

- mixer body (with ceramic disc cartridge)
- round metal wall plate Ø180mm
- round handle

CPM 019..

con deviatore a pulsante On/Off

- 3 funzioni
- with push diverter On/Off
- 3 functions

Finiture - Finishes **EUR**

CR
BO
NO
HG
HGSP
ST

ZPRO 092

Prolunga per artt. CPM 013-018-019-513-518-519

- H20mm

Extension for artt. CPM 013-018-019-513-518-519

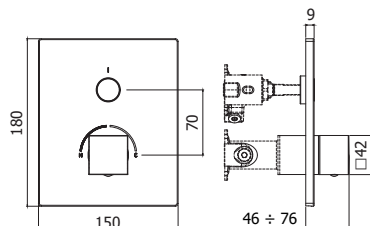
- H20mm

COMPLETARE IL PRODOTTO COME SEGUE:
COMPLETE THE PRODUCT AS FOLLOWS:



CPBOX 001
Set incasso universale
Universal concealed set

CODICE / CODE
Set esterno (es. CPM019)
External set (ex. CMP019)



*Da abbinare solo con
CPBOX 001

*To be completed only with
CPBOX 001

Set esterno miscelatore incasso doccia (1 funzione) completo di:

- corpo miscelatore (con cartuccia a dischi ceramici)
- piastra quadra in metallo 150x180mm
- manopola quadra

External set for concealed shower mixer (1 function) complete with:

- mixer body (with ceramic disc cartridge)
- square metal wall plate 150x180mm
- square handle

CPM 513..

con deviatore a pulsante On/Off

- 1 funzione
- with push diverter On/Off
- 1 function

Finiture - Finishes **EUR**

CR
BO
NO
ST

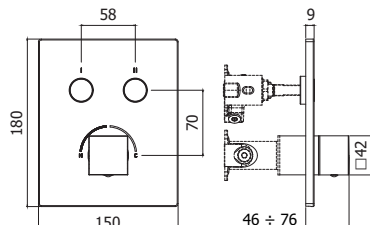
ZPRO 092

Prolunga per artt. CPM 013-018-019-513-518-519

- H20mm

Extension for artt. CPM 013-018-019-513-518-519

- H20mm



*Da abbinare solo con
CPBOX 001

*To be completed only with
CPBOX 001

Set esterno miscelatore incasso doccia (2 funzioni) completo di:

- corpo miscelatore (con cartuccia a dischi ceramici)
- piastra quadra in metallo 150x180mm
- manopola quadra

External set for concealed shower mixer (2 functions) complete with:

- mixer body (with ceramic disc cartridge)
- square metal wall plate 150x180mm
- square handle

CPM 518..

con deviatore a pulsante On/Off

- 2 funzioni
- with push diverter On/Off
- 2 functions

Finiture - Finishes **EUR**

CR
BO
NO
ST

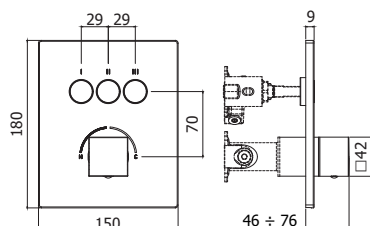
ZPRO 092

Prolunga per artt. CPM 013-018-019-513-518-519

- H20mm

Extension for artt. CPM 013-018-019-513-518-519

- H20mm



*Da abbinare solo con
CPBOX 001

*To be completed only with
CPBOX 001

Set esterno miscelatore incasso doccia (3 funzioni) completo di:

- corpo miscelatore (con cartuccia a dischi ceramici)
- piastra quadra in metallo 150x180mm
- manopola quadra

External set for concealed shower mixer (3 functions) complete with:

- mixer body (with ceramic disc cartridge)
- square metal wall plate 150x180mm
- square handle

CPM 519..

con deviatore a pulsante On/Off

- 3 funzioni
- with push diverter On/Off
- 3 functions

Finiture - Finishes **EUR**

CR
BO
NO
ST

ZPRO 092

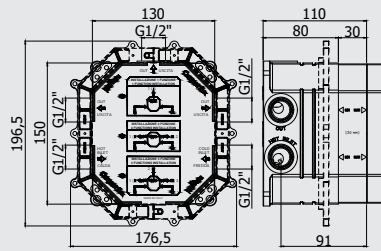
Prolunga per artt. CPM 013-018-019-513-518-519

- H20mm

Extension for artt. CPM 013-018-019-513-518-519

- H20mm

compact box



Set incasso universale per miscelatori e termostatici compact completo di:

- corpo incasso
- box

Universal concealed set for compact mixers and thermostatic mixers complete with:

- concealed body
- box

CPBOX 001

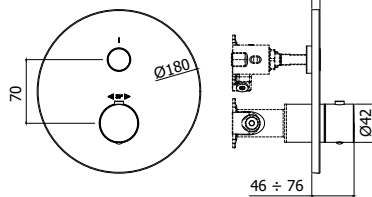
Finiture - Finishes **EUR**

senza set esterno
without external set

*Da abbinare solo con
CPM 013-018-019-513-518-519 - CPT 013-018-019-513-518-519

*To be completed only with
CPM 013-018-019-513-518-519 - CPT 013-018-019-513-518-519

termostatico - thermostatic



Set esterno termostatico incasso doccia (1 funzione) completo di:

- corpo termostatico (con cartuccia termostatica)
- piastra tonda in metallo Ø180mm
- manopola tonda

External set for concealed thermostatic shower mixer (1 function) complete with:

- thermostatic mixer body (with thermostatic cartridge)
- round metal wall plate Ø180mm
- round handle

CPT 013..

Finiture - Finishes **EUR**

con deviatore a pulsante On/Off

- 1 funzione
- with push diverter On/Off
- 1 function

CR
BO
NO
HG
HGSP
ST

ZPRO 093..

Pr prolunga per artt. CPT 013-018-019-513-518-519

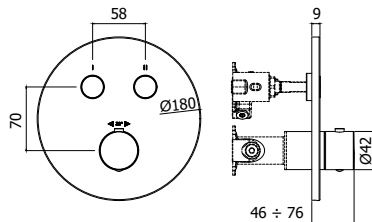
- H20mm
- Extension for artt. CPT 013-018-019-513-518-519
- H20mm

CR
BO
NO
HG
HGSP
ST

*Da abbinare solo con
CPBOX 001

*To be completed only with
CPBOX 001

termostatico - thermostatic



Set esterno termostatico incasso doccia (2 funzioni) completo di:

- corpo termostatico (con cartuccia termostatica)
- piastra tonda in metallo Ø180mm
- manopola tonda

External set for concealed thermostatic shower mixer (2 functions) complete with:

- thermostatic mixer body (with thermostatic cartridge)
- round metal wall plate Ø180mm
- round handle

CPT 018..

Finiture - Finishes **EUR**

con deviatore a pulsante On/Off

- 2 funzioni
- with push diverter On/Off
- 2 functions

CR
BO
NO
HG
HGSP
ST

ZPRO 093..

Pr prolunga per artt. CPT 013-018-019-513-518-519

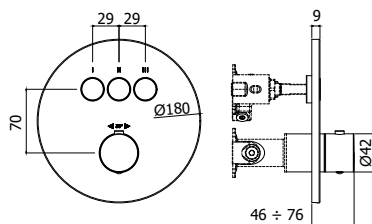
- H20mm
- Extension for artt. CPT 013-018-019-513-518-519
- H20mm

CR
BO
NO
HG
HGSP
ST

*Da abbinare solo con
CPBOX 001

*To be completed only with
CPBOX 001

termostatico - thermostatic



Set esterno termostatico incasso doccia (3 funzioni) completo di:

- corpo termostatico (con cartuccia termostatica)
- piastra tonda in metallo Ø180mm
- manopola tonda

External set for concealed thermostatic shower mixer (3 functions) complete with:

- thermostatic mixer body (with thermostatic cartridge)
- round metal wall plate Ø180mm
- round handle

CPT 019..

Finiture - Finishes **EUR**

con deviatore a pulsante On/Off

- 3 funzioni
- with push diverter On/Off
- 3 functions

CR
BO
NO
HG
HGSP
ST

ZPRO 093..

Pr prolunga per artt. CPT 013-018-019-513-518-519

- H20mm
- Extension for artt. CPT 013-018-019-513-518-519
- H20mm

CR
BO
NO
HG
HGSP
ST

*Da abbinare solo con
CPBOX 001

*To be completed only with
CPBOX 001

COMPLETARE IL PRODOTTO COME SEGUE:
COMPLETE THE PRODUCT AS FOLLOWS:

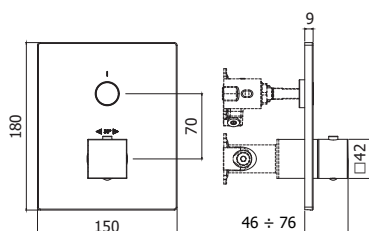


CPBOX 001
Set incasso universale
Universal concealed set



CODICE / CODE
Set esterno (es. CPT019)
External set (ex. CMT019)

termostatico - thermostatic



Set esterno termostatico incasso doccia (1 funzione) completo di:

- corpo termostatico (con cartuccia termostatica)
- piastra quadra in metallo 150x180mm
- manopola quadra

External set for concealed thermostatic shower mixer (1 function) complete with:

- thermostatic mixer body (with thermostatic cartridge)
- square metal wall plate 150x180mm
- square handle

CPT 513..

con deviatore a pulsante On/Off

- 1 funzione
- with push diverter On/Off
- 1 function

Finiture - Finishes EUR

CR
BO
NO
ST

ZPRO 093..

Prolunga per artt. CPT 013-018-019-513-518-519

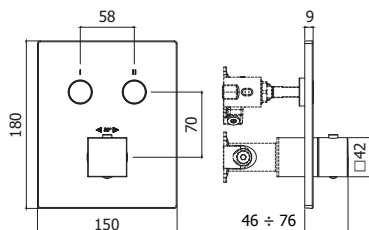
- H20mm
- Extension for artt. CPT 013-018-019-513-518-519
- H20mm

CR
BO
NO
ST

*Da abbinare solo con
CPBOX 001

*To be completed only with
CPBOX 001

termostatico - thermostatic



Set esterno termostatico incasso doccia (2 funzioni) completo di:

- corpo termostatico (con cartuccia termostatica)
- piastra quadra in metallo 150x180mm
- manopola quadra

External set for concealed thermostatic shower mixer (2 functions) complete with:

- thermostatic mixer body (with thermostatic cartridge)
- square metal wall plate 150x180mm
- square handle

CPT 518..

con deviatore a pulsante On/Off

- 2 funzioni
- with push diverter On/Off
- 2 functions

Finiture - Finishes EUR

CR
BO
NO
ST

ZPRO 093..

Prolunga per artt. CPT 013-018-019-513-518-519

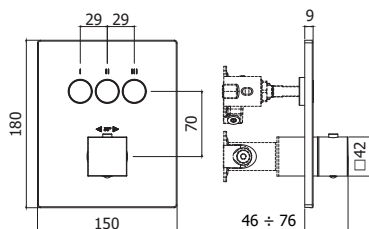
- H20mm
- Extension for artt. CPT 013-018-019-513-518-519
- H20mm

CR
BO
NO
ST

*Da abbinare solo con
CPBOX 001

*To be completed only with
CPBOX 001

termostatico - thermostatic



Set esterno termostatico incasso doccia (3 funzioni) completo di:

- corpo termostatico (con cartuccia termostatica)
- piastra quadra in metallo 150x180mm
- manopola quadra

External set for concealed thermostatic shower mixer (3 functions) complete with:

- thermostatic mixer body (with thermostatic cartridge)
- square metal wall plate 150x180mm
- square handle

CPT 519..

con deviatore a pulsante On/Off

- 3 funzioni
- with push diverter On/Off
- 3 functions

Finiture - Finishes EUR

CR
BO
NO
ST

ZPRO 093..

Prolunga per artt. CPT 013-018-019-513-518-519

- H20mm
- Extension for artt. CPT 013-018-019-513-518-519
- H20mm

CR
BO
NO
ST

*Da abbinare solo con
CPBOX 001

*To be completed only with
CPBOX 001



ZA91380 Cartuccia completa Ø35 mm senza distributore con apertura rotativa per artt. CPM013-018-019-513-518-519
Complete cartridge Ø35 mm without distributor with roundabout opening for artt. CPM013-018-019-513-518-519

Finiture - Finishes **EUR**



ZACC472 Bicchiere Ø42 mm per termostatico incasso per artt. CPT013-018-019-513-518-519
Ø42 mm cylindrical body for concealed thermostatic shower mixer for artt. CPT013-018-019-513-518-519

Finiture - Finishes **EUR**

CR
BO
NO
HG
HGSP
ST

ZACC473 Bicchiere Ø42 mm per miscelatore incasso per artt. CPM013-018-019-513-518-519
Ø42 mm cylindrical body for concealed shower mixer for artt. CPM013-018-019-513-518-519

CR
BO
NO
HG
HGSP
ST



ZDEV112 Deviatore a pulsante per artt. CPM/CPT 013-018-019-513-518-519
Push diverter for artt. CPM/CPT 013-018-019-513-518-519

Finiture - Finishes **EUR**



ZGHI037 Ghiera fermacartuccia per miscelatore per artt. CPM013-018-019-513-518-519
Cartridge fastening ring nut for concealed shower mixer for artt. CPM013-018-019-513-518-519

Finiture - Finishes **EUR**



ZGHI038 Ghiera fermacartuccia per deviatore per artt. CPM/CPT 013-018-019-513-518-519
Ring nut for diverter for artt. CPM/CPT 013-018-019-513-518-519

Finiture - Finishes **EUR**



ZMAN207 Maniglia tonda Ø42 mm per termostatico incasso per artt. CPT013-018-019
Ø42 mm round handle for concealed thermostatic shower mixer for artt. CPT013-018-019

Finiture - Finishes **EUR**

CR
BO
NO
HG
HGSP
ST



ZMAN208 Maniglia tonda Ø42 mm per miscelatore incasso per artt. CPM013-018-019
Ø42 mm round handle for concealed shower mixer for artt. CPM013-018-019

CR
BO
NO
HG
HGSP
ST



ZMAN209 Maniglia quadra 42x42 mm per termostatico incasso per artt. CPT513-518-519
42x42 mm square handle for concealed thermostatic shower mixer for artt. CPT513-518-519

Finiture - Finishes **EUR**

CR
BO
NO
ST

	ZMAN210	Maniglia quadra 42x42 mm per miscelatore incasso per artt. CPM513-518-519 42x42 mm square handle for concealed shower mixer for artt. CPM513-518-519	Finiture - Finishes	EUR
			CR BO NO ST	
	ZPIA136	Piastra con guarnizioni per termostatico incasso (1 uscita) per art. CPT013 / Ø180 mm Wall plate for concealed thermostatic shower mixer with gaskets (1 outlet) for art. CPT013 / Ø180 mm	Finiture - Finishes	EUR
			CR BO NO HG HGSP ST	
	ZPIA139	Piastra con guarnizioni per miscelatore incasso (1 uscita) per art. CPM013 / Ø180 mm Wall plate for concealed shower mixer with gaskets (1 outlet) for art. CPM013 / Ø180 mm	Finiture - Finishes	EUR
			CR BO NO HG HGSP ST	
	ZPIA137	Piastra con guarnizioni per termostatico incasso (2 uscite) per art. CPT018 / Ø180 mm Wall plate for concealed thermostatic shower mixer with gaskets (2 outlets) for art. CPT018 / Ø180 mm	Finiture - Finishes	EUR
			CR BO NO HG HGSP ST	
	ZPIA140	Piastra con guarnizioni per miscelatore incasso (2 uscite) per art. CPM018 / Ø180 mm Wall plate for concealed shower mixer with gaskets (2 outlets) for art. CPM018 / Ø180 mm	Finiture - Finishes	EUR
			CR BO NO HG HGSP ST	
	ZPIA138	Piastra con guarnizioni per termostatico incasso (3 uscite) per art. CPT019 / Ø180 mm Wall plate for concealed thermostatic shower mixer with gaskets (3 outlets) for art. CPT019 / Ø180 mm	Finiture - Finishes	EUR
			CR BO NO HG HGSP ST	
	ZPIA141	Piastra con guarnizioni per miscelatore incasso (3 uscite) per art. CPM019 / Ø180 mm Wall plate for concealed shower mixer with gaskets (3 outlets) for art. CPM019 / Ø180 mm	Finiture - Finishes	EUR
			CR BO NO HG HGSP ST	
	ZPIA142	Piastra con guarnizioni per termostatico incasso (1 uscita) per art. CPT513 / 150x180 mm Wall plate for concealed thermostatic shower mixer with gaskets (1 outlet) for art. CPT513 / 150x180 mm	Finiture - Finishes	EUR
			CR BO NO ST	
	ZPIA145	Piastra con guarnizioni per miscelatore incasso (1 uscita) per art. CPM513 / 150x180 mm Wall plate for concealed shower mixer with gaskets (1 outlet) for art. CPM513 / 150x180 mm	Finiture - Finishes	EUR
			CR BO NO ST	
	ZPIA143	Piastra con guarnizioni per termostatico incasso (2 uscite) per art. CPT518 / 150x180 mm Wall plate for concealed thermostatic shower mixer with gaskets (2 outlets) for art. CPT518 / 150x180 mm	Finiture - Finishes	EUR
			CR BO NO ST	
	ZPIA146	Piastra con guarnizioni per miscelatore incasso (2 uscite) per art. CPM518 / 150x180 mm Wall plate for concealed shower mixer with gaskets (2 outlets) for art. CPM518 / 150x180 mm	Finiture - Finishes	EUR
			CR BO NO ST	

compact box

ricambi - spare parts



ZPIA144 Piastra con guarnizioni per termostatico incasso (3 uscite) per art. CPT519 / 150x180 mm
Wall plate for concealed thermostatic shower mixer with gaskets (3 outlets) for art. CPT519 / 150x180 mm

Finiture - Finishes **EUR**
CR
BO
NO
ST

ZPIA147 Piastra con guarnizioni per miscelatore incasso (3 uscite) per art. CPM519 / 150x180 mm
Wall plate for concealed shower mixer with gaskets (3 outlets) for art. CPM519 / 150x180 mm

CR
BO
NO
ST



ZRAC145 Raccordo per miscelatore termostatico incasso con valvolina, retina e seeger per art. CPT013-018-019-513-518-519
Connection for concealed thermostatic shower mixer with valve, filter and connection ring for art. CPT013-018-019-513-518-519

Finiture - Finishes **EUR**



ZSET105 Set valvoline antiritorno Ø15 mm (2 pz.) per art. CPM013-018-019-513-518-519
Set of 2 pcs. check-valve Ø15 mm for art. CPM013-018-019-513-518-519

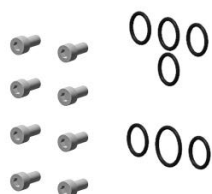
Finiture - Finishes **EUR**



ZSET106 Set pomolo, sottopomolo e raccordo filettato (3 pz.) per art. CPM/CPT 013-018-019-513-518-519
Set of 3 pcs. push button and threaded connection for art. CPM/CPT 013-018-019-513-518-519

Finiture - Finishes **EUR**

CR
BO
NO
HG
HGSP
ST



ZSET107 Set guarnizioni e viti di fissaggio per art. CPM/CPT 013-018-019-513-518-519
Fixing set gaskets and screws for art. CPM/CPT 013-018-019-513-518-519


Finiture - Finishes **EUR**



ZVIT120 Cartuccia termostatica per art. CPT013-018-019-513-518-519
Thermostatic cartridge for art. CPT013-018-019-513-518-519

Finiture - Finishes **EUR**

modular box



FINITURE FINISHES

La serie **MODULAR BOX** è disponibile nelle seguenti finiture:
MODULAR BOX range is available in the following finishes:

CR	cromato chrome plated
BO	finitura bianco opaco matt white finish
NO	finitura nero opaco matt black finish
HG	finitura Honey gold Honey gold finish
HGSP	finitura Honey gold spazzolato Brushed Honey gold finish
ST	finitura steel looking steel looking finish

Completare il prodotto come segue:
Complete the product as follows:



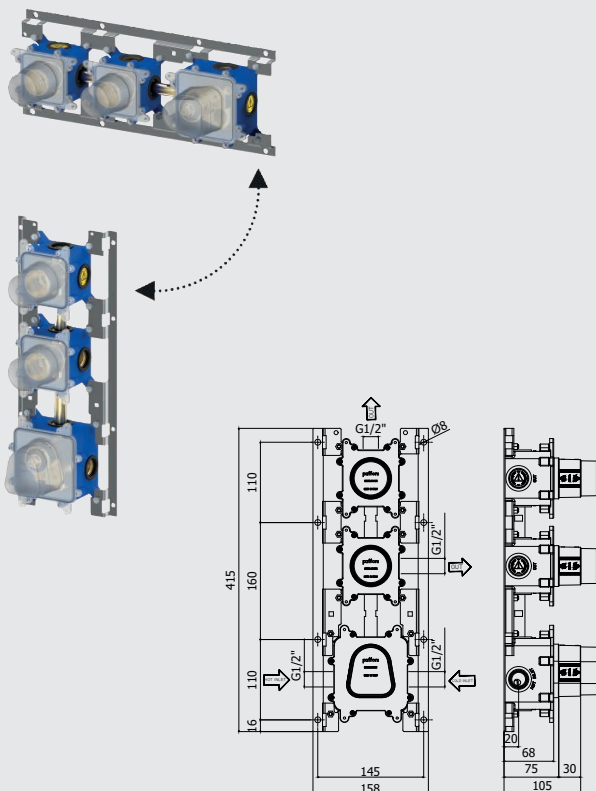
CODICE/CODE: MDBOX... +
Set incasso
Concealed set



CODICE/CODE: MDE...
Set esterno
External set

modular box

termostatico - thermostatic



* Installazione orizzontale con gruppo termostatico solo a destra
 * Horizontal installation with thermostatic group only on the right

Set incasso per miscelatore termostatico doccia/vasca (2 funzioni) completo di:

- corpo incasso
- box

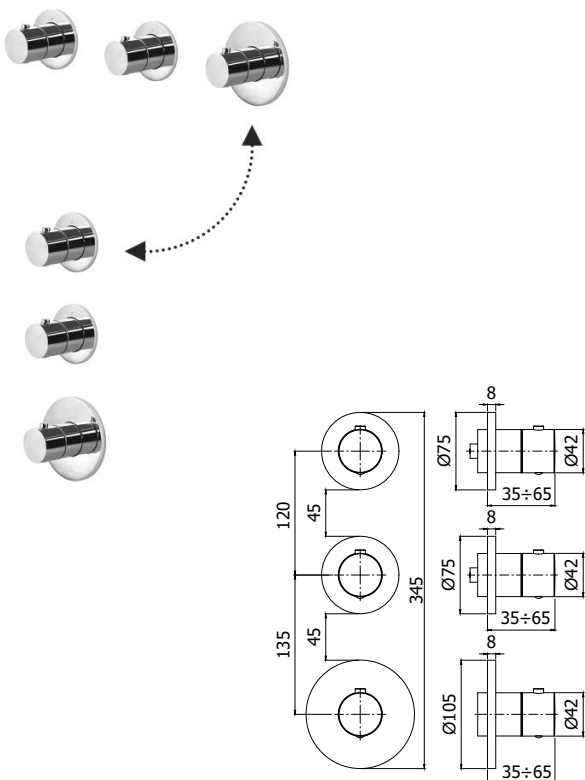
Concealed set for thermostatic shower/bath mixer (2 functions) complete with:

- concealed body
- box

MDBOX 018 **Finiture - Finishes** **EUR**

senza set esterno
 • per art. MDE018
 • installazione orizzontale o verticale
 • attacchi 1/2" G
 without external set
 • for art. MDE018
 • horizontal or vertical installation
 • 1/2" G connections

termostatico - thermostatic



* Installazione orizzontale con gruppo termostatico solo a destra
 * Horizontal installation with thermostatic group only on the right

Set esterno per miscelatore termostatico incasso doccia/vasca (2 funzioni) completo di:

- piastre
- maniglie

External set for concealed thermostatic shower/bath mixer (2 functions) complete with:

- wall plates
- handles

MDE 018 **Finiture - Finishes** **EUR**

per art. MDBOX018
 • installazione orizzontale o verticale
 for art. MDBOX018
 • horizontal or vertical installation

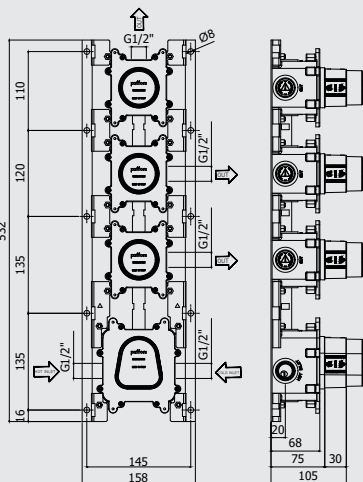

CR
 BO
 NO
 HG
 HGSP
 ST

ZPRO 094

Prolunga per art. MDE018
 • H20mm
 Extension for art. MDE018
 • H20mm

CR
 BO
 NO
 HG
 HGSP
 ST

termostatico - thermostatic



* Installazione orizzontale con gruppo termostatico solo a destra
 * Horizontal installation with thermostatic group only on the right

Set incasso per miscelatore termostatico doccia/vasca (3 funzioni) completo di:

- corpo incasso
- box

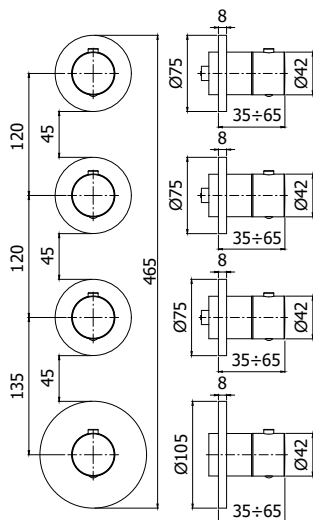
Concealed set for thermostatic shower/bath mixer (3 functions) complete with:

- concealed body
- box

MDBOX 019 Finiture - Finishes **EUR**

- senza set esterno
- per art. MDE019
 - installazione orizzontale o verticale
 - attacchi 1/2" G
- without external set
- for art. MDE019
 - horizontal or vertical installation
 - 1/2" G connections

termostatico - thermostatic



* Installazione orizzontale con gruppo termostatico solo a destra
 * Horizontal installation with thermostatic group only on the right

Set esterno per miscelatore termostatico incasso doccia/vasca (3 funzioni) completo di:

- piastre
- maniglie

External set for concealed thermostatic shower/bath mixer (3 functions) complete with:

- wall plates
- handles

MDE 019 Finiture - Finishes **EUR**

- per art. MDBOX019
- installazione orizzontale o verticale
 - for art. MDBOX019
 - horizontal or vertical installation

CR
BO
NO
HG
HGSP
ST

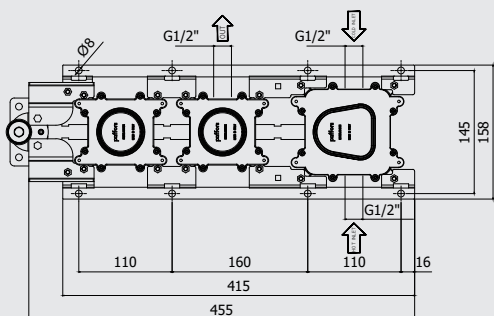
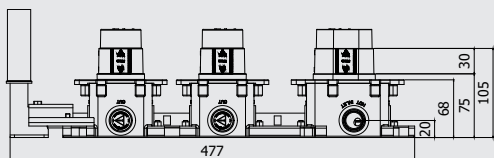

ZPRO 095

- Prolunga per art. MDE019
- H20mm
- Extension for art. MDE019
- H20mm

CR
BO
NO
HG
HGSP
ST

modular box

termostatico - thermostatic



* Installazione solo orizzontale con gruppo termostatico solo a destra
 * Horizontal installation only with thermostatic group only on the right

Set incasso per miscelatore termostatico doccia/vasca (2 funzioni) completo di:

- corpo incasso
- box
- **raccordo per set doccia**

Concealed set for thermostatic shower/bath mixer (2 functions) complete with:

- concealed body
- box
- connection for shower set

MDBOX 000 **Finiture - Finishes** **EUR**

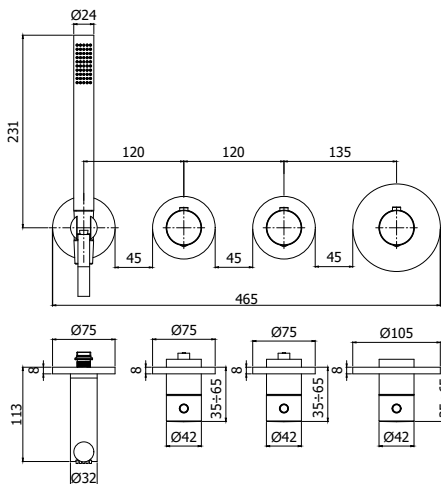
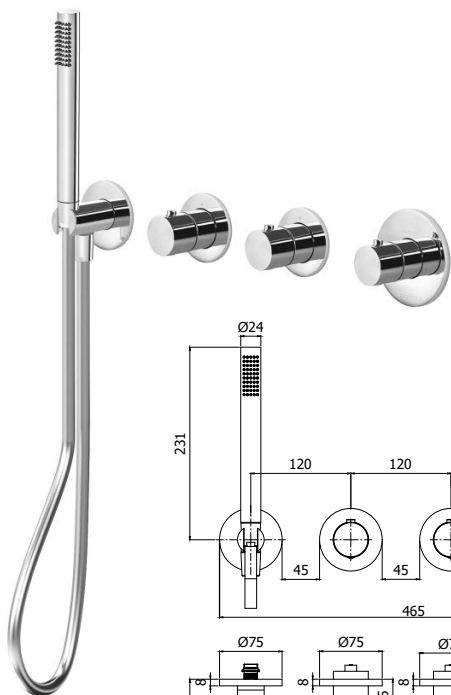
senza set esterno

- per art. MDE000
- **installazione solo orizzontale**
- attacchi 1/2" G

without external set

- for art. MDE000
- **horizontal installation only**
- 1/2" G connections

termostatico - thermostatic



* Installazione solo orizzontale con gruppo termostatico solo a destra
 * Horizontal installation only with thermostatic group only on the right

Set esterno per miscelatore termostatico incasso doccia/vasca (2 funzioni) completo di:

- piastre
- maniglie
- **set doccia**

External set for concealed thermostatic shower/bath mixer (2 functions) complete with:

- wall plates
- handles
- shower set

MDE 000.. **Finiture - Finishes** **EUR**

per art. MDBOX000

- **installazione solo orizzontale**

for art. MDBOX000

- horizontal installation only

CR
BO
NO
HG
HGSP
ST

ZPRO 096 **Finiture - Finishes** **EUR**

Prolunga per art. MDE000

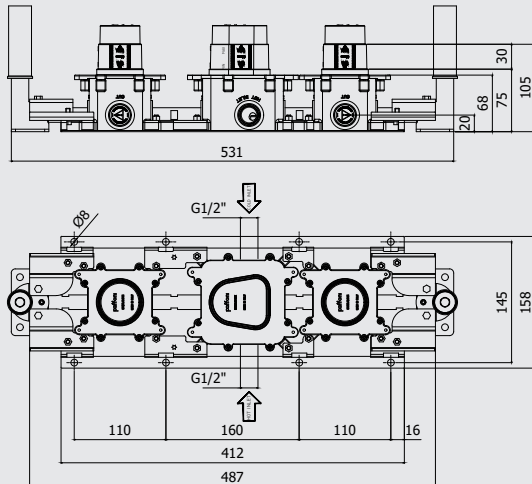

- H20mm

Extension for art. MDE000

- H20mm

CR
BO
NO
HG
HGSP
ST

termostatico - thermostatic



* Installazione con bocca a destra o sinistra

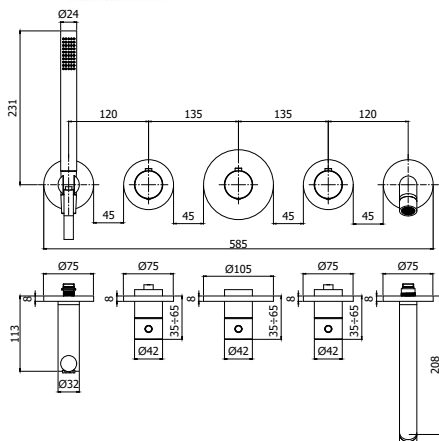
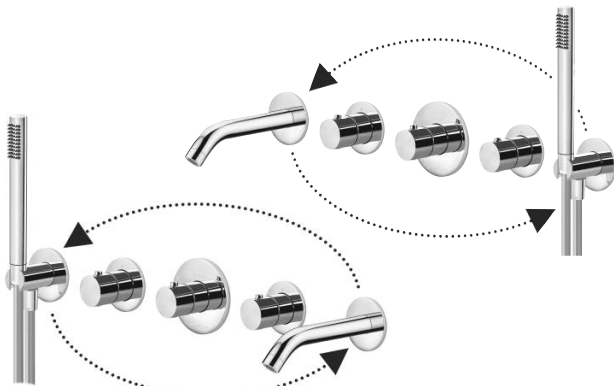
* Installation with spout on the right or left

- Set incasso per miscelatore termostatico doccia/vasca (2 funzioni) completo di:
- corpo incasso
 - box
 - **raccordo per set doccia**
 - **raccordo per bocca**
- Concealed set for thermostatic shower/bath mixer (2 functions) complete with:
- concealed body
 - box
 - **connection for shower set**
 - **connection for spout**

MDBOX 001 Finiture - Finishes **EUR**

- senza set esterno
- **per art. MDE001**
 - **installazione solo orizzontale**
 - **attacchi 1/2" G**
- without external set
- **for art. MDE001**
 - **horizontal installation only**
 - **1/2" G connections**

termostatico - thermostatic



* Installazione con bocca a destra o sinistra

* Installation with spout on the right or left

- Set esterno per miscelatore termostatico incasso doccia/vasca (2 funzioni) completo di:
- piastre
 - maniglie
 - **set doccia**
 - **bocca erogazione**
- External set for concealed thermostatic shower/bath mixer (2 functions) complete with:
- wall plates
 - handles
 - **shower set**
 - **spout**

MDE 001.. Finiture - Finishes **EUR**








- per art. MDBOX001
- **installazione solo orizzontale**
- for art. MDBOX001
- **horizontal installation only**

CR
BO
NO
HG
HGSP
ST

ZPRO 097

- Prolunga per art. MDE001
- H20mm
- Extension for art. MDE001
- H20mm

CR
BO
NO
HG
HGSP
ST

		Finiture - Finishes	EUR
	ZACC472 Bicchiere Ø42 mm per termostatico incasso per artt. MDE000-001-018-019 Ø42 mm cylindrical body for concealed thermostatic shower mixer for artt. MDE000-001-018-019	CR BO NO HG HGSP ST	
	ZAER127 Aeratore completo Ø26 per artt. MDE001 Complete aerator Ø26 for artt. MDE001	CR BO NO HG HGSP ST	
	ZBOC133 Bocca a muro Ø26 x I.200 mm per artt. MDE001 Wall spout Ø26 x I.200 mm for artt. MDE001	CR BO NO HG HGSP ST	
	ZDOC067 Doccia MASTER in metallo MASTER metal hand-shower	CR BO NO HG HGSP ST	
	ZFLO031 Flessibile PVC colorato 1/2"Gx1/2"G con doppia calotta conica (colorata), una girevole - L. 1500mm - per artt. MDE000-001 1/2"Gx1/2"G twist-free colored PVC hose with double conical nut (colored) - L. 1500mm - for artt. MDE000-001	AG	
	ZFLO071 Flessibile PVC colorato 1/2"Gx1/2"G con doppia calotta conica (colorata), una girevole - L. 1500mm - per artt. MDE000-001 1/2"Gx1/2"G twist-free colored PVC hose with double conical nut (colored) - L. 1500mm - for artt. MDE000-001	BO NO	
	ZFLO075 Flessibile 150 cm Lusso con calotta conica girevole per artt. MDE000-001 Luxury twist-free brass flexible hose 150 cm with conical nut for artt. MDE000-001	ST	



ZMAN207 Maniglia tonda Ø42 mm per termostatico incasso per artt. MDE000-001-018-019
Ø42 mm round handle for concealed thermostatic shower mixer for artt. MDE000-001-018-019

ZMAN211 Maniglia tonda Ø42 mm per rubinetto incasso con e senza by-pass per artt. MDE000-001-018-019
Ø42 mm round handle for tap with and without by-pass for artt. MDE000-001-018-019

Finiture - Finishes **EUR**

CR
BO
NO
HG
HGSP
ST



ZPIA148 Piastra tonda per termostatico per artt. MDE000-001-018-019 / Ø105 mm
Round one-hole wall plate for thermostatic mixer for artt. MDE000-001-018-019 / Ø105 mm

Finiture - Finishes **EUR**

CR
BO
NO
HG
HGSP
ST



ZPIA149 Piastra tonda per valvola con e senza by-pass per artt. MDE000-001-018-019 / Ø75 mm
Round one-hole wall plate for valve with and without by-pass for artt. MDE000-001-018-019 / Ø75 mm

Finiture - Finishes **EUR**

CR
BO
NO
HG
HGSP
ST



ZPIA150 Piastra tonda per presa acqua e bocca per artt. MDE000-001-018-019 / Ø75 mm
Round one-hole wall plate for built-in water inlet and spout for artt. MDE000-001-018-019 / Ø75 mm

Finiture - Finishes **EUR**

CR
BO
NO
HG
HGSP
ST



ZRAC022 Raccordo 1/2"G per supporto doccia per artt. MDE000-001
1/2"G connection for bracket for artt. MDE000-001


Finiture - Finishes **EUR**

CR
BO
NO
HG
HGSP
ST



ZRAC145 Raccordo per miscelatore termostatico incasso con valvolina, retina e seeger per artt. MDE000-001-018-019
Connection for concealed thermostatic shower mixer with valve, filter and connection ring for artt. MDE000-001-018-019

Finiture - Finishes **EUR**



ZSUP040 Supporto doccia per artt. MDE000-001
Bracket for artt. MDE000-001

Finiture - Finishes **EUR**

CR
BO
NO
HG
HGSP
ST



ZVIT001

Vitone dischi ceramici 90° dx per artt. MDBOX000-001-018-019
90° ceramic disc valve right for artt. MDBOX000-001-018-019

Finiture - Finishes **EUR**



ZVIT121

Cartuccia termostatica per artt. MDBOX000-001-018-019
Thermostatic cartridge for artt. MDBOX000-001-018-019

Finiture - Finishes **EUR**

incassi projects

incassi
projects
concealed
mixer projects



FINITURE FINISHES

La serie **INCASSI PROJECTS** è disponibile nelle seguenti finiture:
INCASSI PROJECTS range is available in the following finishes:

CR cromato
chrome plated

Completare il prodotto come segue:
Complete the product as follows:



INC . . . CR
Set incasso
Concealed set























CODICE/CODE
Set esterno
External set





















Incassi Projects - Tabella di compatibilità

Concealed mixer Projects - Compatibility table

MISCELATORI INCASSO SENZA DEVIATORE - ARTT.010-011 CONCEALED SHOWER MIXERS WITHOUT DIVERTER - ARTT.010-011

INC01035CR		INC01040CR	
CARTUCCIA / CARTRIDGE Ø 35 mm		CARTUCCIA / CARTRIDGE Ø 40 mm	
			
BERRY	SLY	DUEMILA	
			
BIRILLO	STICK	FLAVIA-GIORGIA	
			
CANDY	TANGO	NETTUNO	
			
ELLE-EFFE	TILT	NETTUNO 2	
			
GREEN			
			
JO			
			
JOKER			
			
LEVEL			
			
LIGHT			
			
RED			
			
RINGO-WEST			
			
ROCK			

MISCELATORI INCASSO CON DEVIATORE (2 USCITE) - ART.015 CONCEALED SHOWER MIXERS WITH DIVERTER (2 OUTLETS) - ART.015

INC01535CR		INC01540CR	
CARTUCCIA / CARTRIDGE Ø 35 mm		CARTUCCIA / CARTRIDGE Ø 40 mm	
			
BERRY	TANGO	BIRILLO	
			
CANDY	TILT	DUEMILA	
			
EFFE-ELLE		FLAVIA-GIORGIA	
			
GREEN		NETTUNO	
			
JO		NETTUNO 2	
			
JOKER		STICK	
			
LEVEL			
			
LIGHT			
			
RED			
			
ROCK			
			
RINGO-WEST			
			
SLY			

ARTICOLI COMPATIBILI TRA DI LORO
ARTICLES COMPATIBLE BETWEEN THEM

MISCELATORI INCASSO CON DEVIATORE (2 USCITE) - ART.018 CONCEALED SHOWER MIXERS WITH DIVERTER (2 OUTLETS) - ART.018



INC01835CR

CARTUCCIA / CARTRIDGE
Ø 35 mm



BERRY



TANGO



CANDY



TILT



EFFE-ELLE



GREEN



JO



JOKER



LEVEL



LIGHT



RED



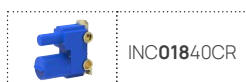
ROCK



RINGO-WEST



SLY



INC01840CR

CARTUCCIA / CARTRIDGE
Ø 40 mm

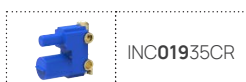


BIRILLO



STICK

MISCELATORI INCASSO CON DEVIATORE (3 USCITE) - ART.019 CONCEALED SHOWER MIXERS WITH DIVERTER (3 OUTLETS) - ART.019



INC01935CR

CARTUCCIA / CARTRIDGE
Ø 35 mm



BERRY



TANGO



CANDY



TILT



EFFE-ELLE



GREEN



JO



JOKER



LEVEL



LIGHT



RED



ROCK



RINGO-WEST



SLY



INC01940CR

CARTUCCIA / CARTRIDGE
Ø 40 mm

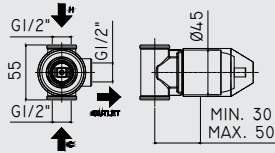


BIRILLO



STICK

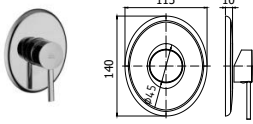
incassi projects - concealed mixer projects



Corpo incasso doccia (1 uscita)
Concealed body shower mixer (1 outlet)

INC 01035CR
con cartuccia Ø35mm
with cartridge Ø35mm

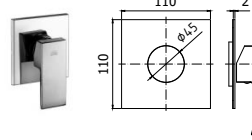
Finiture - Finishes **EUR**
CR



* Con piastra in ABS
* With ABS wall plate

Set esterno per art. BR 010CR
External set for art. BR 010CR
BR 010CREST BERRY
da abbinare solo con art. INC01035CR
to be completed only with art. INC01035CR

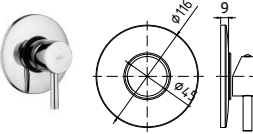
Finiture - Finishes **EUR**
CREST



* Con piastra in metallo
* With metal wall plate

Set esterno per art. EL 010CR/M
External set for art. EL 010CR/M
EL 010CR/MEST ELLE
da abbinare solo con art. INC01035CR
to be completed only with art. INC01035CR

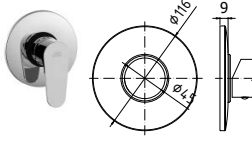
Finiture - Finishes **EUR**
CR/MEST



* Con piastra in metallo
* With metal wall plate

Set esterno per art. BI 010CR
External set for art. BI 010CR
BI 010CREST BIRILLO
da abbinare solo con art. INC01035CR
to be completed only with art. INC01035CR

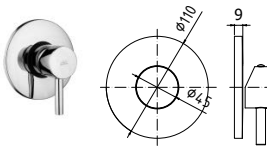
Finiture - Finishes **EUR**
CREST



* Con piastra in metallo
* With metal wall plate

Set esterno per art. GR 010CR
External set for art. GR 010CR
GR 010CREST GREEN
da abbinare solo con art. INC01035CR
to be completed only with art. INC01035CR

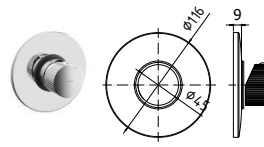
Finiture - Finishes **EUR**
CREST



* Con piastra in metallo
* With metal wall plate

Set esterno per art. BI 011CR
External set for art. BI 011CR
BI 011CREST BIRILLO
da abbinare solo con art. INC01035CR
to be completed only with art. INC01035CR

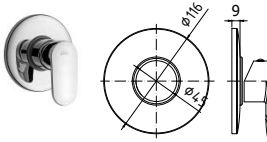
Finiture - Finishes **EUR**
CREST



* Con piastra in metallo
* With metal wall plate

Set esterno per art. JO 010CR
External set for art. JO 010CR
JO 010CREST JO
da abbinare solo con art. INC01035CR
to be completed only with art. INC01035CR

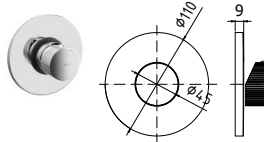
Finiture - Finishes **EUR**
CREST



* Con piastra in metallo
* With metal wall plate

Set esterno per art. CA 010CR
External set for art. CA 010CR
CA 010CREST CANDY
da abbinare solo con art. INC01035CR
to be completed only with art. INC01035CR

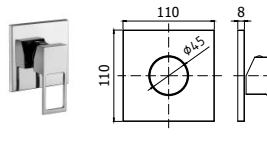
Finiture - Finishes **EUR**
CREST



* Con piastra in metallo
* With metal wall plate

Set esterno per art. JO 011CR
External set for art. JO 011CR
JO 011CREST JO
da abbinare solo con art. INC01035CR
to be completed only with art. INC01035CR

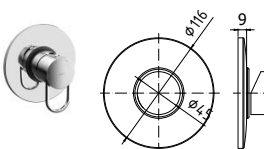
Finiture - Finishes **EUR**
CREST



* Con piastra in ABS
* With ABS wall plate

Set esterno per art. EF 010CR
External set for art. EF 010CR
EF 010CREST EFJE
da abbinare solo con art. INC01035CR
to be completed only with art. INC01035CR

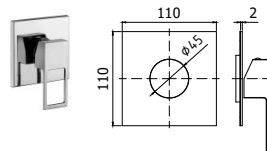
Finiture - Finishes **EUR**
CREST



* Con piastra in metallo
* With metal wall plate

Set esterno per art. JK 010CR
External set for art. JK 010CR
JK 010CREST JOKER
da abbinare solo con art. INC01035CR
to be completed only with art. INC01035CR

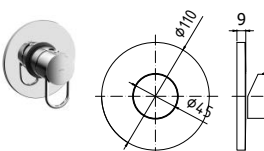
Finiture - Finishes **EUR**
CREST



* Con piastra in metallo
* With metal wall plate

Set esterno per art. EF 010CR/M
External set for art. EF 010CR/M
EF 010CR/MEST EFJE
da abbinare solo con art. INC01035CR
to be completed only with art. INC01035CR

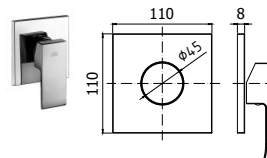
Finiture - Finishes **EUR**
CR/MEST



* Con piastra in metallo
* With metal wall plate

Set esterno per art. JK 011CR
External set for art. JK 011CR
JK 011CREST JOKER
da abbinare solo con art. INC01035CR
to be completed only with art. INC01035CR

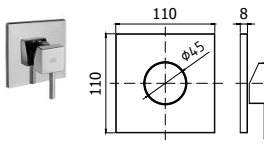
Finiture - Finishes **EUR**
CREST



* Con piastra in ABS
* With ABS wall plate

Set esterno per art. EL 010CR
External set for art. EL 010CR
EL 010CREST ELLE
da abbinare solo con art. INC01035CR
to be completed only with art. INC01035CR

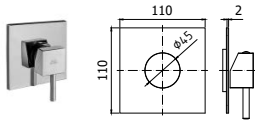
Finiture - Finishes **EUR**
CREST



* Con piastra in ABS
* With ABS wall plate

Set esterno per art. LEA 010CR
External set for art. LEA 010CR
LEA 010CREST LEVEL asta
da abbinare solo con art. INC01035CR
to be completed only with art. INC01035CR

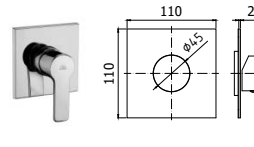
Finiture - Finishes **EUR**
CREST



Set esterno per art. LEA 010CR/M
External set for art. LEA 010CR/M
LEA 010CR/MEST LEVEL asta
da abbinare solo con art. INCO1035CR
to be completed only with art. INCO1035CR

* Con piastra in metallo
* With metal wall plate

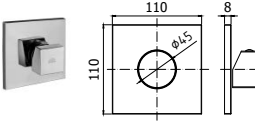
Finiture - Finishes EUR
CR/MEST



Set esterno per art. RED 010CR/M
External set for art. RED 010CR/M
RED 010CR/MEST RED
da abbinare solo con art. INCO1035CR
to be completed only with art. INCO1035CR

* Con piastra in metallo
* With metal wall plate

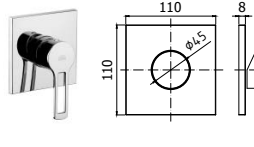
Finiture - Finishes EUR
CR/MEST



Set esterno per art. LEC 010CR
External set for art. LEC 010CR
LEC 010CREST LEVEL cubo
da abbinare solo con art. INCO1035CR
to be completed only with art. INCO1035CR

* Con piastra in ABS
* With ABS wall plate

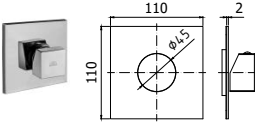
Finiture - Finishes EUR
CREST



Set esterno per art. RIN 010CR
External set for art. RIN 010CR
RIN 010CREST RINGO
da abbinare solo con art. INCO1035CR
to be completed only with art. INCO1035CR

* Con piastra in ABS
* With ABS wall plate

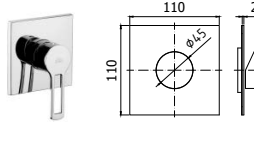
Finiture - Finishes EUR
CREST



Set esterno per art. LEC 010CR/M
External set for art. LEC 010CR/M
LEC 010CR/MEST LEVEL cubo
da abbinare solo con art. INCO1035CR
to be completed only with art. INCO1035CR

* Con piastra in metallo
* With metal wall plate

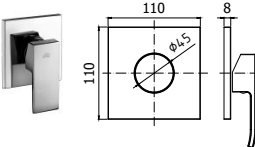
Finiture - Finishes EUR
CR/MEST



Set esterno per art. RIN 010CR/M
External set for art. RIN 010CR/M
RIN 010CR/MEST RINGO
da abbinare solo con art. INCO1035CR
to be completed only with art. INCO1035CR

* Con piastra in metallo
* With metal wall plate

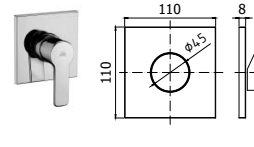
Finiture - Finishes EUR
CR/MEST



Set esterno per art. LES 010CR
External set for art. LES 010CR
LES 010CREST LEVEL standard
da abbinare solo con art. INCO1035CR
to be completed only with art. INCO1035CR

* Con piastra in ABS
* With ABS wall plate

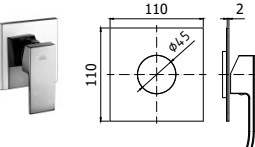
Finiture - Finishes EUR
CREST



Set esterno per art. WS 010CR
External set for art. WS 010CR
WS 010CREST WEST
da abbinare solo con art. INCO1035CR
to be completed only with art. INCO1035CR

* Con piastra in ABS
* With ABS wall plate

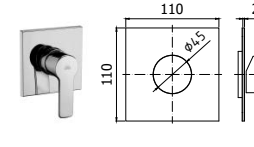
Finiture - Finishes EUR
CREST



Set esterno per art. LEC 010CR/M
External set for art. LEC 010CR/M
LEC 010CR/MEST LEVEL standard
da abbinare solo con art. INCO1035CR
to be completed only with art. INCO1035CR

* Con piastra in metallo
* With metal wall plate

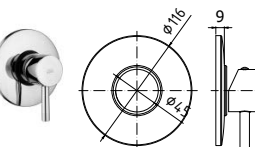
Finiture - Finishes EUR
CR/MEST



Set esterno per art. WS 010CR/M
External set for art. WS 010CR/M
WS 010CR/MEST WEST
da abbinare solo con art. INCO1035CR
to be completed only with art. INCO1035CR

* Con piastra in metallo
* With metal wall plate

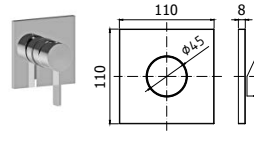
Finiture - Finishes EUR
CR/MEST



Set esterno per art. LIG 010CR
External set for art. LIG 010CR
LIG 010CREST LIGHT
da abbinare solo con art. INCO1035CR
to be completed only with art. INCO1035CR

* Con piastra in metallo
* With metal wall plate

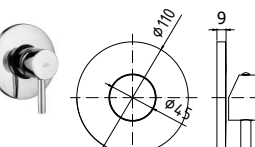
Finiture - Finishes EUR
CREST



Set esterno per art. RO 010CR
External set for art. RO 010CR
RO 010CREST ROCK
da abbinare solo con art. INCO1035CR
to be completed only with art. INCO1035CR

* Con piastra in ABS
* With ABS wall plate

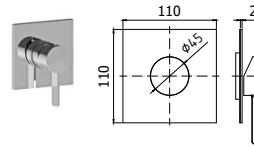
Finiture - Finishes EUR
CREST



Set esterno per art. LIG 011CR
External set for art. LIG 011CR
LIG 011CREST LIGHT
da abbinare solo con art. INCO1035CR
to be completed only with art. INCO1035CR

* Con piastra in metallo
* With metal wall plate

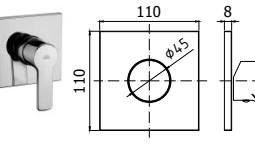
Finiture - Finishes EUR
CREST



Set esterno per art. RO 010CR/M
External set for art. RO 010CR/M
RO 010CR/MEST ROCK
da abbinare solo con art. INCO1035CR
to be completed only with art. INCO1035CR

* Con piastra in metallo
* With metal wall plate

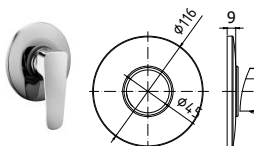
Finiture - Finishes EUR
CR/MEST



Set esterno per art. RED 010CR
External set for art. RED 010CR
RED 010CREST RED
da abbinare solo con art. INCO1035CR
to be completed only with art. INCO1035CR

* Con piastra in ABS
* With ABS wall plate

Finiture - Finishes EUR
CREST

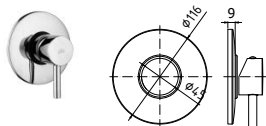


Set esterno per art. SY 010CR
External set for art. SY 010CR
SY 010CREST SLY
da abbinare solo con art. INCO1035CR
to be completed only with art. INCO1035CR

* Con piastra in metallo
* With metal wall plate

Finiture - Finishes EUR
CREST

incassi projects - concealed mixer projects

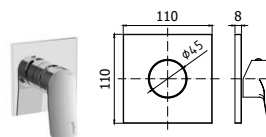


* Con piastra in metallo
* With metal wall plate

Set esterno per art. SK 010CR
External set for art. SK 010CR

SK 010CREST STICK
da abbinare solo con art. INC01035CR
to be completed only with art. INC01035CR

Finiture - Finishes EUR
CREST

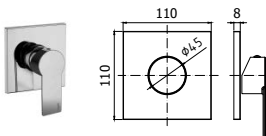


* Con piastra in ABS
* With ABS wall plate

Set esterno per art. TI 010CR
External set for art. TI 010CR

TI 010CREST TILT
da abbinare solo con art. INC01035CR
to be completed only with art. INC01035CR

Finiture - Finishes EUR
CREST

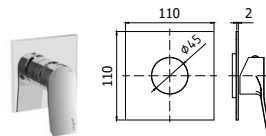


* Con piastra in ABS
* With ABS wall plate

Set esterno per art. TA 010CR
External set for art. TA 010CR

TA 010CREST TANGO
da abbinare solo con art. INC01035CR
to be completed only with art. INC01035CR

Finiture - Finishes EUR
CREST

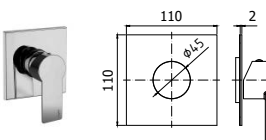


* Con piastra in metallo
* With metal wall plate

Set esterno per art. TI 010CR/M
External set for art. TI 010CR/M

TI 010CR/MEST TILT
da abbinare solo con art. INC01035CR
to be completed only with art. INC01035CR

Finiture - Finishes EUR
CR/MEST

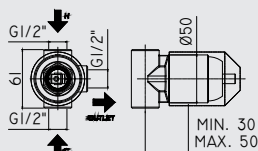


* Con piastra in metallo
* With metal wall plate

Set esterno per art. TA 010CR/M
External set for art. TA 010CR/M

TA 010CR/MEST TANGO
da abbinare solo con art. INC01035CR
to be completed only with art. INC01035CR

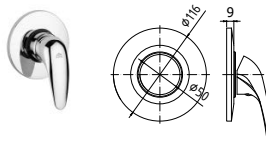
Finiture - Finishes EUR
CR/MEST



Corpo incasso doccia (1 uscita)
Concealed body shower mixer (1 outlet)

INC 01040CR
con cartuccia Ø40mm
with cartridge Ø40mm

Finiture - Finishes EUR
CR

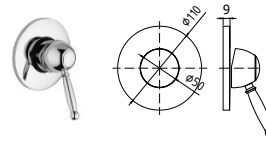


* Con piastra in metallo
* With metal wall plate

Set esterno per art. DU 010CR
External set for art. DU 010CR

DU 010CREST DUEMILA
da abbinare solo con art. INC01040CR
to be completed only with art. INC01040CR

Finiture - Finishes EUR
CREST

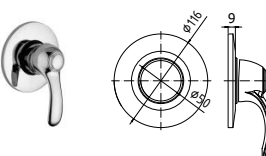


* Con piastra in metallo
* With metal wall plate

Set esterno per art. GI 011CR
External set for art. GI 011CR

GI 011CREST GIORGIA
da abbinare solo con art. INC01040CR
to be completed only with art. INC01040CR

Finiture - Finishes EUR
CREST

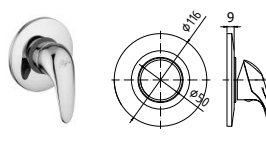


* Con piastra in metallo
* With metal wall plate

Set esterno per art. FA 010CR
External set for art. FA 010CR

FA 010CREST FLAVIA
da abbinare solo con art. INC01040CR
to be completed only with art. INC01040CR

Finiture - Finishes EUR
CREST

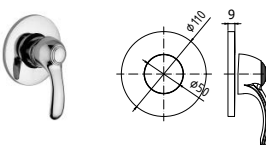


* Con piastra in metallo
* With metal wall plate

Set esterno per art. ND 010CR
External set for art. ND 010CR

ND 010CREST NETTUNO 2
da abbinare solo con art. INC01040CR
to be completed only with art. INC01040CR

Finiture - Finishes EUR
CREST

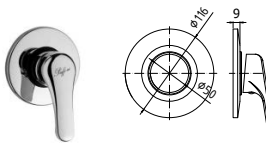


* Con piastra in metallo
* With metal wall plate

Set esterno per art. FA 011CR
External set for art. FA 011CR

FA 011CREST FLAVIA
da abbinare solo con art. INC01040CR
to be completed only with art. INC01040CR

Finiture - Finishes EUR
CREST

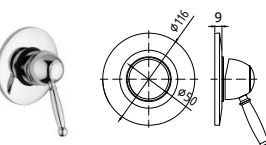


* Con piastra in metallo
* With metal wall plate

Set esterno per art. NT 010CR
External set for art. NT 010CR

NT 010CREST NETTUNO
da abbinare solo con art. INC01040CR
to be completed only with art. INC01040CR

Finiture - Finishes EUR
CREST


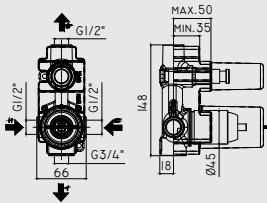


* Con piastra in metallo
* With metal wall plate

Set esterno per art. GI 010CR
External set for art. GI 010CR

GI 010CREST GIORGIA
da abbinare solo con art. INC01040CR
to be completed only with art. INC01040CR


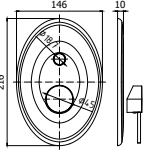
Finiture - Finishes EUR
CREST

Corpo incasso doccia (2 uscite)
 • con deviatore a pulsante
 Concealed shower mixer body (2 outlets)
 • with push diverter

INC 01535CR
 con cartuccia Ø35mm
 with cartridge Ø35mm

Finiture - Finishes **EUR**
CR

Set esterno per art. BR 015CR
 External set for art. BR 015CR

BR 015CREST BERRY
 da abbinare solo con art. INC01535CR
 to be completed only with art. INC01535CR

Finiture - Finishes **EUR**
CREST

* Con piastra in ABS
 * With ABS wall plate


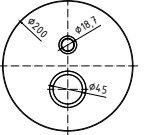



Set esterno per art. JO 015CR
 External set for art. JO 015CR

JO 015CREST JO
 da abbinare solo con art. INC01535CR
 to be completed only with art. INC01535CR

Finiture - Finishes **EUR**
CREST

* Con piastra in metallo
 * With metal wall plate

Set esterno per art. CA 015CR
 External set for art. CA 015CR

CA 015CREST CANDY
 da abbinare solo con art. INC01535CR
 to be completed only with art. INC01535CR

Finiture - Finishes **EUR**
CREST

* Con piastra in metallo
 * With metal wall plate


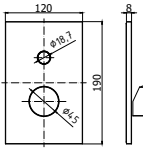



Set esterno per art. JK 015CR
 External set for art. JK 015CR

JK 015CREST JOKER
 da abbinare solo con art. INC01535CR
 to be completed only with art. INC01535CR

Finiture - Finishes **EUR**
CREST

* Con piastra in metallo
 * With metal wall plate

Set esterno per art. EF 015CR
 External set for art. EF 015CR

EF 015CREST EFFE
 da abbinare solo con art. INC01535CR
 to be completed only with art. INC01535CR

Finiture - Finishes **EUR**
CREST

* Con piastra in ABS
 * With ABS wall plate


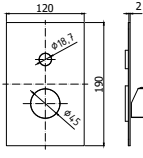



Set esterno per art. LEA 015CR
 External set for art. LEA 015CR

LEA 015CREST LEVEL asta
 da abbinare solo con art. INC01535CR
 to be completed only with art. INC01535CR

Finiture - Finishes **EUR**
CREST

* Con piastra in ABS
 * With ABS wall plate

Set esterno per art. EF 015CR/M
 External set for art. EF 015CR/M

EF 015CR/MEST EFFE
 da abbinare solo con art. INC01535CR
 to be completed only with art. INC01535CR

Finiture - Finishes **EUR**
CR/MEST

* Con piastra in metallo
 * With metal wall plate


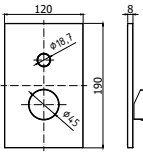



Set esterno per art. LEA 015CR/M
 External set for art. LEA 015CR/M

LEA 015CR/MEST LEVEL asta
 da abbinare solo con art. INC01535CR
 to be completed only with art. INC01535CR

Finiture - Finishes **EUR**
CR/MEST

* Con piastra in metallo
 * With metal wall plate

Set esterno per art. EL 015CR
 External set for art. EL 015CR

EL 015CREST ELLE
 da abbinare solo con art. INC01535CR
 to be completed only with art. INC01535CR

Finiture - Finishes **EUR**
CREST

* Con piastra in ABS
 * With ABS wall plate


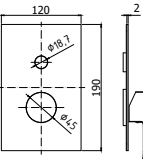



Set esterno per art. LEC 015CR
 External set for art. LEC 015CR

LEC 015CREST LEVEL cubo
 da abbinare solo con art. INC01535CR
 to be completed only with art. INC01535CR

Finiture - Finishes **EUR**
CREST

* Con piastra in ABS
 * With ABS wall plate

Set esterno per art. EL 015CR/M
 External set for art. EL 015CR/M

EL 015CR/MEST ELLE
 da abbinare solo con art. INC01535CR
 to be completed only with art. INC01535CR

Finiture - Finishes **EUR**
CR/MEST

* Con piastra in metallo
 * With metal wall plate


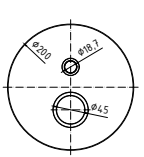



Set esterno per art. LEC 015CR/M
 External set for art. LEC 015CR/M

LEC 015CR/MEST LEVEL cubo
 da abbinare solo con art. INC01535CR
 to be completed only with art. INC01535CR

Finiture - Finishes **EUR**
CR/MEST

* Con piastra in metallo
 * With metal wall plate

Set esterno per art. GR 015CR
 External set for art. GR 015CR

GR 015CREST GREEN
 da abbinare solo con art. INC01535CR
 to be completed only with art. INC01535CR

Finiture - Finishes **EUR**
CREST

* Con piastra in metallo
 * With metal wall plate



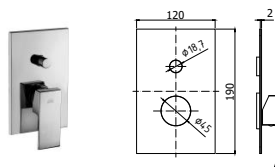

Set esterno per art. LES 015CR
 External set for art. LES 015CR

LES 015CREST LEVEL standard
 da abbinare solo con art. INC01535CR
 to be completed only with art. INC01535CR

Finiture - Finishes **EUR**
CREST

* Con piastra in ABS
 * With ABS wall plate

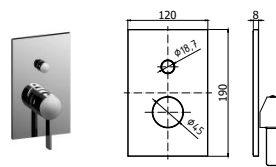
incassi projects - concealed mixer projects



* Con piastra in metallo
* With metal wall plate

Set esterno per art. LES 015CR/M
External set for art. LES 015CR/M
LES 015CR/MEST LEVEL standard
da abbinare solo con art. INC01535CR
to be completed only with art. INC01535CR

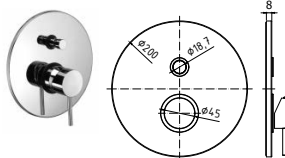
Finiture - Finishes EUR
CR/MEST



* Con piastra in ABS
* With ABS wall plate

Set esterno per art. RO 015CR
External set for art. RO 015CR
RO 015CREST ROCK
da abbinare solo con art. INC01535CR
to be completed only with art. INC01535CR

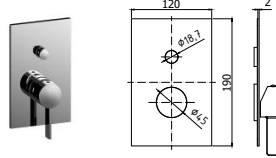
Finiture - Finishes EUR
CREST



* Con piastra in metallo
* With metal wall plate

Set esterno per art. LIG 015CR
External set for art. LIG 015CR
LIG 015CREST LIGHT
da abbinare solo con art. INC01535CR
to be completed only with art. INC01535CR

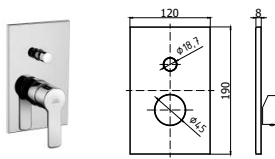
Finiture - Finishes EUR
CREST



* Con piastra in metallo
* With metal wall plate

Set esterno per art. RO 015CR/M
External set for art. RO 015CR/M
RO 015CR/MEST ROCK
da abbinare solo con art. INC01535CR
to be completed only with art. INC01535CR

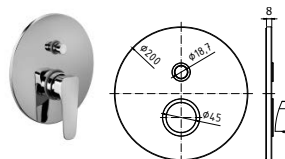
Finiture - Finishes EUR
CR/MEST



* Con piastra in ABS
* With ABS wall plate

Set esterno per art. RED 015CR
External set for art. RED 015CR
RED 015CREST RED
da abbinare solo con art. INC01535CR
to be completed only with art. INC01535CR

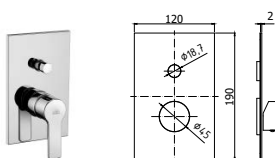
Finiture - Finishes EUR
CREST



* Con piastra in metallo
* With metal wall plate

Set esterno per art. SY 015CR
External set for art. SY 015CR
SY 015CREST SLY
da abbinare solo con art. INC01535CR
to be completed only with art. INC01535CR

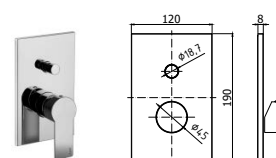
Finiture - Finishes EUR
CREST



* Con piastra in metallo
* With metal wall plate

Set esterno per art. RED 015CR/M
External set for art. RED 015CR/M
RED 015CR/MEST RED
da abbinare solo con art. INC01535CR
to be completed only with art. INC01535CR

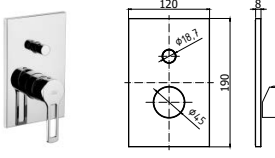
Finiture - Finishes EUR
CR/MEST



* Con piastra in ABS
* With ABS wall plate

Set esterno per art. TA 015CR
External set for art. TA 015CR
TA 015CREST TANGO
da abbinare solo con art. INC01535CR
to be completed only with art. INC01535CR

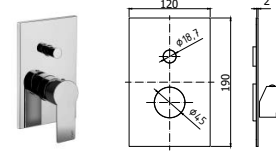
Finiture - Finishes EUR
CREST



* Con piastra in ABS
* With ABS wall plate

Set esterno per art. RIN 015CR
External set for art. RIN 015CR
RIN 015CREST RINGO
da abbinare solo con art. INC01535CR
to be completed only with art. INC01535CR

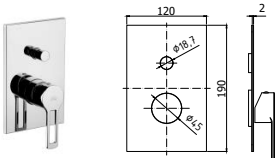
Finiture - Finishes EUR
CREST



* Con piastra in metallo
* With metal wall plate

Set esterno per art. TA 015CR/M
External set for art. TA 015CR/M
TA 015CR/MEST TANGO
da abbinare solo con art. INC01535CR
to be completed only with art. INC01535CR

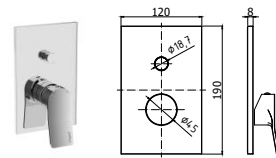
Finiture - Finishes EUR
CR/MEST



* Con piastra in metallo
* With metal wall plate

Set esterno per art. RIN 015CR/M
External set for art. RIN 015CR/M
RIN 015CR/MEST RINGO
da abbinare solo con art. INC01535CR
to be completed only with art. INC01535CR

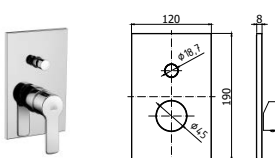
Finiture - Finishes EUR
CR/MEST



* Con piastra in ABS
* With ABS wall plate

Set esterno per art. TI 015CR
External set for art. TI 015CR
TI 015CREST TILT
da abbinare solo con art. INC01535CR
to be completed only with art. INC01535CR

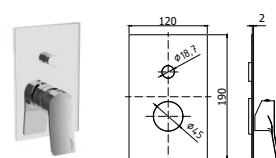
Finiture - Finishes EUR
CREST



* Con piastra in ABS
* With ABS wall plate

Set esterno per art. WS 015CR
External set for art. WS 015CR
WS 015CREST WEST
da abbinare solo con art. INC01535CR
to be completed only with art. INC01535CR

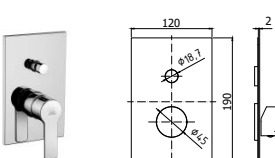
Finiture - Finishes EUR
CREST



* Con piastra in metallo
* With metal wall plate

Set esterno per art. TI 015CR/M
External set for art. TI 015CR/M
TI 015CR/MEST TILT
da abbinare solo con art. INC01535CR
to be completed only with art. INC01535CR


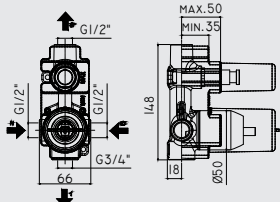
Finiture - Finishes EUR
CR/MEST



* Con piastra in metallo
* With metal wall plate

Set esterno per art. WS 015CR/M
External set for art. WS 015CR/M
WS 015CR/MEST WEST
da abbinare solo con art. INC01535CR
to be completed only with art. INC01535CR


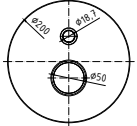
Finiture - Finishes EUR
CR/MEST

Corpo incasso doccia (2 uscite)
 • con deviatore a pulsante
 Concealed shower mixer body (2 outlets)
 • with push diverter

INC 01540CR
 con cartuccia Ø40mm
 with cartridge Ø40mm

Finiture - Finishes EUR
CR


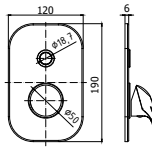



Set esterno per art. BI 015CR
 External set for art. BI 015CR

BI 015CREST BIRILLO
 da abbinare solo con art. INC01540CR
 to be completed only with art. INC01540CR

Finiture - Finishes EUR
CREST

* Con piastra in metallo
 * With metal wall plate


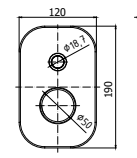



Set esterno per art. ND 015CR
 External set for art. ND 015CR

ND 015CREST NETTUNO 2
 da abbinare solo con art. INC01540CR
 to be completed only with art. INC01540CR

Finiture - Finishes EUR
CREST

* Con piastra in metallo
 * With metal wall plate


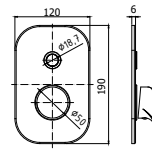



Set esterno per art. DU 015CR
 External set for art. DU 015CR

DU 015CREST DUEMILA
 da abbinare solo con art. INC01540CR
 to be completed only with art. INC01540CR

Finiture - Finishes EUR
CREST

* Con piastra in metallo
 * With metal wall plate


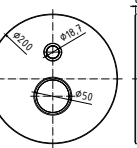



Set esterno per art. NT 015CR
 External set for art. NT 015CR

NT 015CREST NETTUNO
 da abbinare solo con art. INC01540CR
 to be completed only with art. INC01540CR

Finiture - Finishes EUR
CREST

* Con piastra in metallo
 * With metal wall plate


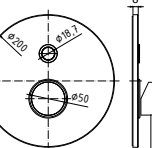



Set esterno per art. FA 015CR
 External set for art. FA 015CR

FA 015CREST FLAVIA
 da abbinare solo con art. INC01540CR
 to be completed only with art. INC01540CR

Finiture - Finishes EUR
CREST

* Con piastra in metallo
 * With metal wall plate


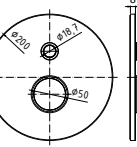



Set esterno per art. SK 015CR
 External set for art. SK 015CR

SK 015CREST STICK
 da abbinare solo con art. INC01540CR
 to be completed only with art. INC01540CR

Finiture - Finishes EUR
CREST

* Con piastra in metallo
 * With metal wall plate


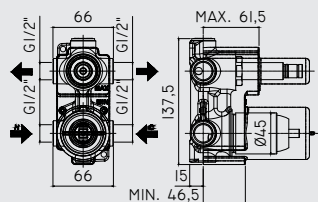

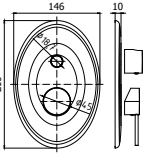

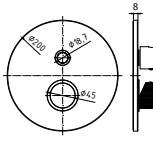

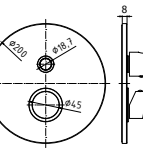

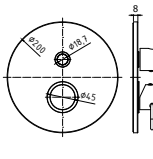

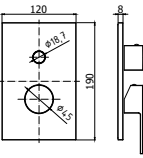

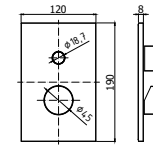

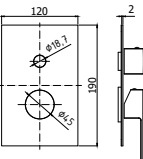

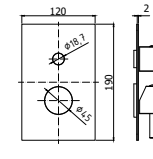

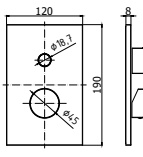

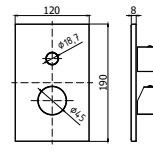

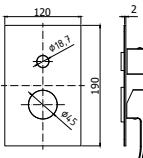

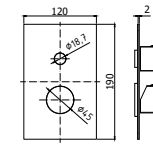

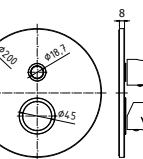

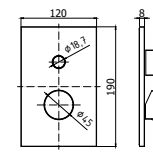
Set esterno per art. GI 015CR
 External set for art. GI 015CR

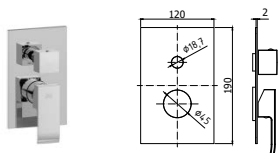
GI 015CREST GIORGIA
 da abbinare solo con art. INC01540CR
 to be completed only with art. INC01540CR

Finiture - Finishes EUR
CREST

* Con piastra in metallo
 * With metal wall plate

incassi projects - concealed mixer projects

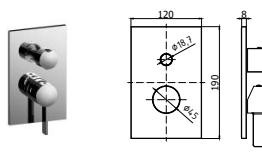
		<p>Corpo incasso doccia (2 uscite) • con cartuccia deviatore Concealed shower mixer body (2 outlets) • with diverter cartridge</p> <p>INC 01835CR con cartuccia Ø35mm with cartridge Ø35mm</p> <p>Finiture - Finishes EUR CR</p>
  <p>* Con piastra in ABS * With ABS wall plate</p>	<p>Set esterno per art. BR 018CR External set for art. BR 018CR</p> <p>BR 018CREST BERRY da abbinare solo con art. INC01835CR to be completed only with art. INC01835CR</p> <p>Finiture - Finishes EUR CREST</p>	  <p>Set esterno per art. JO 018CR External set for art. JO 018CR</p> <p>JO 018CREST JO da abbinare solo con art. INC01835CR to be completed only with art. INC01835CR</p> <p>Finiture - Finishes EUR CREST</p>
  <p>* Con piastra in metallo * With metal wall plate</p>	<p>Set esterno per art. CA 018CR External set for art. CA 018CR</p> <p>CA 018CREST CANDY da abbinare solo con art. INC01835CR to be completed only with art. INC01835CR</p> <p>Finiture - Finishes EUR CREST</p>	  <p>Set esterno per art. JK 018CR External set for art. JK 018CR</p> <p>JK 018CREST JOKER da abbinare solo con art. INC01835CR to be completed only with art. INC01835CR</p> <p>Finiture - Finishes EUR CREST</p>
  <p>* Con piastra in ABS * With ABS wall plate</p>	<p>Set esterno per art. EF 018CR External set for art. EF 018CR</p> <p>EF 018CREST EFJE da abbinare solo con art. INC01835CR to be completed only with art. INC01835CR</p> <p>Finiture - Finishes EUR CREST</p>	  <p>Set esterno per art. LEA 018CR External set for art. LEA 018CR</p> <p>LEA 018CREST LEVEL asta da abbinare solo con art. INC01835CR to be completed only with art. INC01835CR</p> <p>Finiture - Finishes EUR CREST</p>
  <p>* Con piastra in metallo * With metal wall plate</p>	<p>Set esterno per art. EF 018CR/M External set for art. EF 018CR/M</p> <p>EF 018CR/MEST EFJE da abbinare solo con art. INC01835CR to be completed only with art. INC01835CR</p> <p>Finiture - Finishes EUR CR/MEST</p>	  <p>Set esterno per art. LEA 018CR/M External set for art. LEA 018CR/M</p> <p>LEA 018CR/MEST LEVEL asta da abbinare solo con art. INC01835CR to be completed only with art. INC01835CR</p> <p>Finiture - Finishes EUR CR/MEST</p>
  <p>* Con piastra in ABS * With ABS wall plate</p>	<p>Set esterno per art. EL 018CR External set for art. EL 018CR</p> <p>EL 018CREST ELLE da abbinare solo con art. INC01835CR to be completed only with art. INC01835CR</p> <p>Finiture - Finishes EUR CREST</p>	  <p>Set esterno per art. LEC 018CR External set for art. LEC 018CR</p> <p>LEC 018CREST LEVEL cubo da abbinare solo con art. INC01835CR to be completed only with art. INC01835CR</p> <p>Finiture - Finishes EUR CREST</p>
  <p>* Con piastra in metallo * With metal wall plate</p>	<p>Set esterno per art. EL 018CR/M External set for art. EL 018CR/M</p> <p>EL 018CR/MEST ELLE da abbinare solo con art. INC01835CR to be completed only with art. INC01835CR</p> <p>Finiture - Finishes EUR CR/MEST</p>	  <p>Set esterno per art. LEC 018CR/M External set for art. LEC 018CR/M</p> <p>LEC 018CR/MEST LEVEL cubo da abbinare solo con art. INC01835CR to be completed only with art. INC01835CR</p> <p>Finiture - Finishes EUR CR/MEST</p>
  <p>* Con piastra in metallo * With metal wall plate</p>	<p>Set esterno per art. GR 018CR External set for art. GR 018CR</p> <p>GR 018CREST GREEN da abbinare solo con art. INC01835CR to be completed only with art. INC01835CR</p> <p>Finiture - Finishes EUR CREST</p>	  <p>Set esterno per art. LES 018CR External set for art. LES 018CR</p> <p>LES 018CREST LEVEL standard da abbinare solo con art. INC01835CR to be completed only with art. INC01835CR</p> <p>Finiture - Finishes EUR CREST</p>



Set esterno per art. LES 018CR/M
External set for art. LES 018CR/M
LES 018CR/MEST LEVEL standard
da abbinare solo con art. INCO1835CR
to be completed only with art. INCO1835CR

* Con piastra in metallo
* With metal wall plate

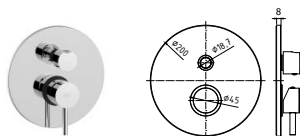
Finiture - Finishes EUR
CR/MEST



Set esterno per art. RO 018CR
External set for art. RO 018CR
RO 018CREST ROCK
da abbinare solo con art. INCO1835CR
to be completed only with art. INCO1835CR

* Con piastra in ABS
* With ABS wall plate

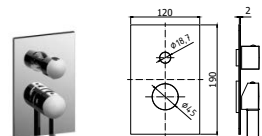
Finiture - Finishes EUR
CREST



Set esterno per art. LIG 018CR
External set for art. LIG 018CR
LIG 018CREST LIGHT
da abbinare solo con art. INCO1835CR
to be completed only with art. INCO1835CR

* Con piastra in metallo
* With metal wall plate

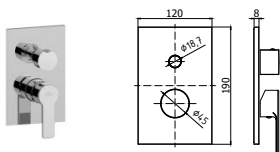
Finiture - Finishes EUR
CREST



Set esterno per art. RO 018CR/M
External set for art. RO 018CR/M
RO 018CR/MEST ROCK
da abbinare solo con art. INCO1835CR
to be completed only with art. INCO1835CR

* Con piastra in metallo
* With metal wall plate

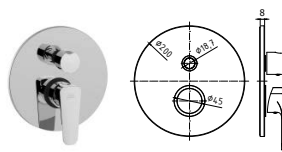
Finiture - Finishes EUR
CR/MEST



Set esterno per art. RED 018CR
External set for art. RED 018CR
RED 018CREST RED
da abbinare solo con art. INCO1835CR
to be completed only with art. INCO1835CR

* Con piastra in ABS
* With ABS wall plate

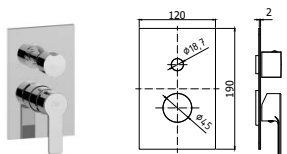
Finiture - Finishes EUR
CREST



Set esterno per art. SY 018CR
External set for art. SY 018CR
SY 018CREST SLY
da abbinare solo con art. INCO1835CR
to be completed only with art. INCO1835CR

* Con piastra in metallo
* With metal wall plate

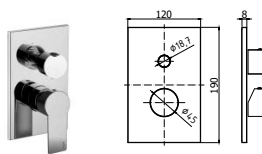
Finiture - Finishes EUR
CREST



Set esterno per art. RED 018CR/M
External set for art. RED 018CR/M
RED 018CR/MEST RED
da abbinare solo con art. INCO1835CR
to be completed only with art. INCO1835CR

* Con piastra in metallo
* With metal wall plate

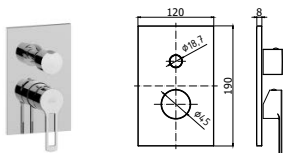
Finiture - Finishes EUR
CR/MEST



Set esterno per art. TA 018CR
External set for art. TA 018CR
TA 018CREST TANGO
da abbinare solo con art. INCO1835CR
to be completed only with art. INCO1835CR

* Con piastra in ABS
* With ABS wall plate

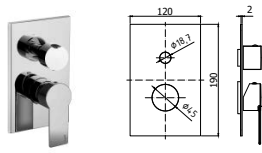
Finiture - Finishes EUR
CREST



Set esterno per art. RIN 018CR
External set for art. RIN 018CR
RIN 018CREST RINGO
da abbinare solo con art. INCO1835CR
to be completed only with art. INCO1835CR

* Con piastra in ABS
* With ABS wall plate

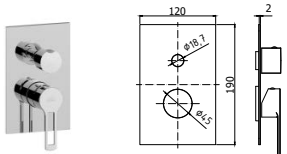
Finiture - Finishes EUR
CREST



Set esterno per art. TA 018CR/M
External set for art. TA 018CR/M
TA 018CR/MEST TANGO
da abbinare solo con art. INCO1835CR
to be completed only with art. INCO1835CR

* Con piastra in metallo
* With metal wall plate

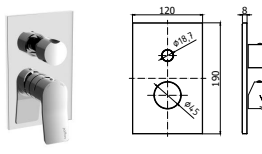
Finiture - Finishes EUR
CR/MEST



Set esterno per art. RIN 018CR/M
External set for art. RIN 018CR/M
RIN 018CR/MEST RINGO
da abbinare solo con art. INCO1835CR
to be completed only with art. INCO1835CR

* Con piastra in metallo
* With metal wall plate

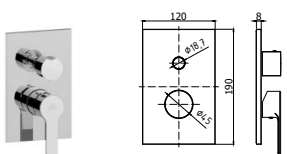
Finiture - Finishes EUR
CR/MEST



Set esterno per art. TI 018CR
External set for art. TI 018CR
TI 018CREST TILT
da abbinare solo con art. INCO1835CR
to be completed only with art. INCO1835CR

* Con piastra in ABS
* With ABS wall plate

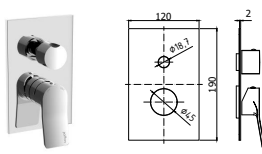
Finiture - Finishes EUR
CREST



Set esterno per art. WS 018CR
External set for art. WS 018CR
WS 018CREST WEST
da abbinare solo con art. INCO1835CR
to be completed only with art. INCO1835CR

* Con piastra in ABS
* With ABS wall plate

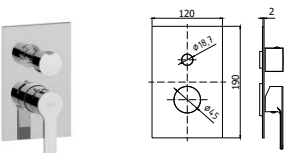
Finiture - Finishes EUR
CREST



Set esterno per art. TI 018CR/M
External set for art. TI 018CR/M
TI 018CR/MEST TILT
da abbinare solo con art. INCO1835CR
to be completed only with art. INCO1835CR

* Con piastra in metallo
* With metal wall plate

Finiture - Finishes EUR
CR/MEST


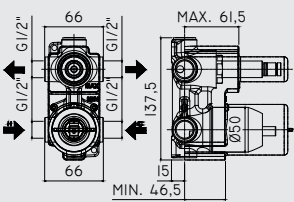
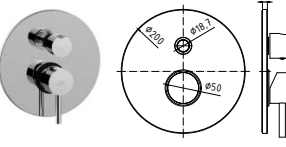
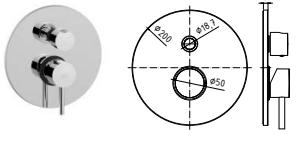

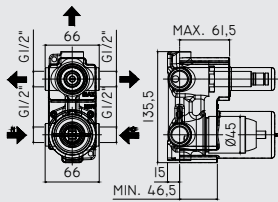
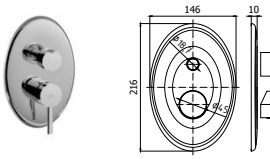
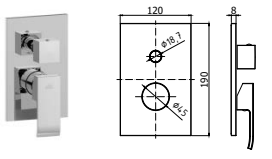
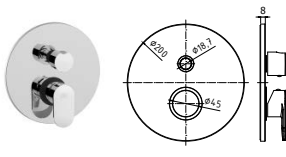
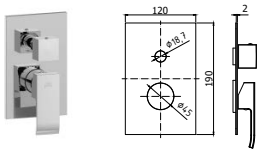
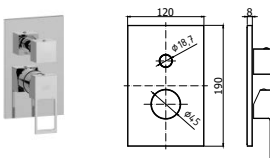
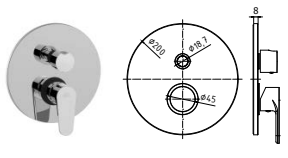
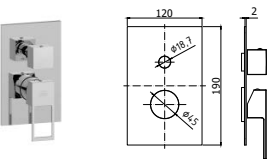
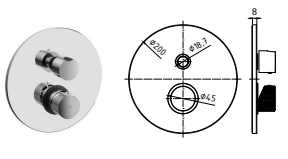


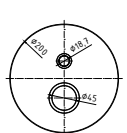
Set esterno per art. WS 018CR/M
External set for art. WS 018CR/M
WS 018CR/MEST WEST
da abbinare solo con art. INCO1835CR
to be completed only with art. INCO1835CR

* Con piastra in metallo
* With metal wall plate

Finiture - Finishes EUR
CR/MEST

incassi projects - concealed mixer projects

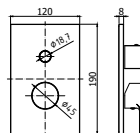
		<p>Corpo incasso doccia (2 uscite)</p> <ul style="list-style-type: none"> • con cartuccia deviatore <p>Concealed shower mixer body (2 outlets)</p> <ul style="list-style-type: none"> • with diverter cartridge <p>INC 01840CR con cartuccia Ø40mm with cartridge Ø40mm</p>	<p>Finiture - Finishes EUR CR</p>
 <p>* Con piastra in metallo * With metal wall plate</p>	<p>Set esterno per art. BI 018CR External set for art. BI 018CR</p> <p>BI 018CREST BIRILLO da abbinare solo con art. INC01840CR to be completed only with art. INC01840CR</p> <p>Finiture - Finishes EUR CREST</p>	 <p>* Con piastra in metallo * With metal wall plate</p>	<p>Set esterno per art. SK 018CR External set for art. SK 018CR</p> <p>SK 018CREST STICK da abbinare solo con art. INC01840CR to be completed only with art. INC01840CR</p> <p>Finiture - Finishes EUR CREST</p>
		<p>Corpo incasso doccia (3 uscite)</p> <ul style="list-style-type: none"> • con cartuccia deviatore <p>Concealed shower mixer body (3 outlets)</p> <ul style="list-style-type: none"> • with diverter cartridge <p>INC 01935CR con cartuccia Ø35mm with cartridge Ø35mm</p>	<p>Finiture - Finishes EUR CR</p>
 <p>* Con piastra in ABS * With ABS wall plate</p>	<p>Set esterno per art. BR 019CR External set for art. BR 019CR</p> <p>BR 019CREST BERRY da abbinare solo con art. INC01935CR to be completed only with art. INC01935CR</p> <p>Finiture - Finishes EUR CREST</p>	 <p>* Con piastra in ABS * With ABS wall plate</p>	<p>Set esterno per art. EL 019CR External set for art. EL 019CR</p> <p>EL 019CREST ELLE da abbinare solo con art. INC01935CR to be completed only with art. INC01935CR</p> <p>Finiture - Finishes EUR CREST</p>
 <p>* Con piastra in metallo * With metal wall plate</p>	<p>Set esterno per art. CA 019CR External set for art. CA 019CR</p> <p>CA 019CREST CANDY da abbinare solo con art. INC01935CR to be completed only with art. INC01935CR</p> <p>Finiture - Finishes EUR CREST</p>	 <p>* Con piastra in metallo * With metal wall plate</p>	<p>Set esterno per art. EL 019CR/M External set for art. EL 019CR/M</p> <p>EL 019CR/MEST ELLE da abbinare solo con art. INC01935CR to be completed only with art. INC01935CR</p> <p>Finiture - Finishes EUR CR/MEST</p>
 <p>* Con piastra in ABS * With ABS wall plate</p>	<p>Set esterno per art. EF 019CR External set for art. EF 019CR</p> <p>EF 019CREST EFTE da abbinare solo con art. INC01935CR to be completed only with art. INC01935CR</p> <p>Finiture - Finishes EUR CREST</p>	 <p>* Con piastra in metallo * With metal wall plate</p>	<p>Set esterno per art. GR 019CR External set for art. GR 019CR</p> <p>GR 019CREST GREEN da abbinare solo con art. INC01935CR to be completed only with art. INC01935CR</p> <p>Finiture - Finishes EUR CREST</p>
 <p>* Con piastra in metallo * With metal wall plate</p>	<p>Set esterno per art. EF 019CR/M External set for art. EF 019CR/M</p> <p>EF 019CR/MEST EFTE da abbinare solo con art. INC01935CR to be completed only with art. INC01935CR</p> <p>Finiture - Finishes EUR CR/MEST</p>	 <p>* Con piastra in metallo * With metal wall plate</p>	<p>Set esterno per art. JO 019CR External set for art. JO 019CR</p> <p>JO 019CREST JO da abbinare solo con art. INC01935CR to be completed only with art. INC01935CR</p> <p>Finiture - Finishes EUR CREST</p>



Set esterno per art. JK 019CR
External set for art. JK 019CR
JK 019CREST JOKER
da abbinare solo con art. INC01935CR
to be completed only with art.
INC01935CR

* Con piastra in metallo
* With metal wall plate

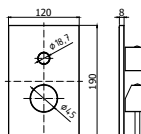
Finiture - Finishes EUR
CREST



Set esterno per art. RED 019CR
External set for art. RED 019CR
RED 019CREST RED
da abbinare solo con art. INC01935CR
to be completed only with art.
INC01935CR

* Con piastra in ABS
* With ABS wall plate

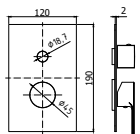
Finiture - Finishes EUR
CREST



Set esterno per art. LEA 019CR
External set for art. LEA 019CR
LEA 019CREST LEVEL asta
da abbinare solo con art. INC01935CR
to be completed only with art.
INC01935CR

* Con piastra in ABS
* With ABS wall plate

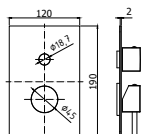
Finiture - Finishes EUR
CREST



Set esterno per art. RED 019CR/M
External set for art. RED 019CR/M
RED 019CR/MEST RED
da abbinare solo con art. INC01935CR
to be completed only with art.
INC01935CR

* Con piastra in metallo
* With metal wall plate

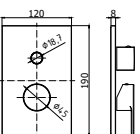
Finiture - Finishes EUR
CR/MEST



Set esterno per art. LEA 019CR/M
External set for art. LEA 019CR/M
LEA 019CR/MEST LEVEL asta
da abbinare solo con art. INC01935CR
to be completed only with art.
INC01935CR

* Con piastra in metallo
* With metal wall plate

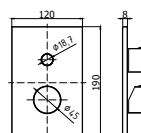
Finiture - Finishes EUR
CR/MEST



Set esterno per art. RIN 019CR
External set for art. RIN 019CR
RIN 019CREST RINGO
da abbinare solo con art. INC01935CR
to be completed only with art.
INC01935CR

* Con piastra in ABS
* With ABS wall plate

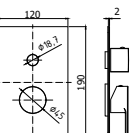
Finiture - Finishes EUR
CREST



Set esterno per art. LEC 019CR
External set for art. LEC 019CR
LEC 019CREST LEVEL cubo
da abbinare solo con art. INC01935CR
to be completed only with art.
INC01935CR

* Con piastra in ABS
* With ABS wall plate

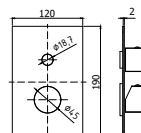
Finiture - Finishes EUR
CREST



Set esterno per art. RIN 019CR/M
External set for art. RIN 019CR/M
RIN 019CR/MEST RINGO
da abbinare solo con art. INC01935CR
to be completed only with art.
INC01935CR

* Con piastra in metallo
* With metal wall plate

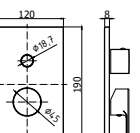
Finiture - Finishes EUR
CR/MEST



Set esterno per art. LEC 019CR/M
External set for art. LEC 019CR/M
LEC 019CR/MEST LEVEL cubo
da abbinare solo con art. INC01935CR
to be completed only with art.
INC01935CR

* Con piastra in metallo
* With metal wall plate

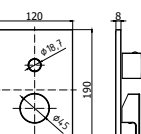
Finiture - Finishes EUR
CR/MEST



Set esterno per art. WS 019CR
External set for art. WS 019CR
WS 019CREST WEST
da abbinare solo con art. INC01935CR
to be completed only with art.
INC01935CR

* Con piastra in ABS
* With ABS wall plate

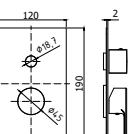
Finiture - Finishes EUR
CREST



Set esterno per art. LES 019CR
External set for art. LES 019CR
LES 019CREST LEVEL standard
da abbinare solo con art. INC01935CR
to be completed only with art.
INC01935CR

* Con piastra in ABS
* With ABS wall plate

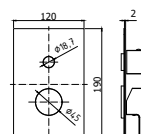
Finiture - Finishes EUR
CREST



Set esterno per art. WS 019CR/M
External set for art. WS 019CR/M
WS 019CR/MEST WEST
da abbinare solo con art. INC01935CR
to be completed only with art.
INC01935CR

* Con piastra in metallo
* With metal wall plate

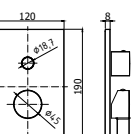
Finiture - Finishes EUR
CR/MEST



Set esterno per art. LES 019CR/M
External set for art. LES 019CR/M
LES 019CR/MEST LEVEL standard
da abbinare solo con art. INC01935CR
to be completed only with art.
INC01935CR

* Con piastra in metallo
* With metal wall plate

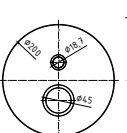
Finiture - Finishes EUR
CR/MEST



Set esterno per art. RO 019CR
External set for art. RO 019CR
RO 019CREST ROCK
da abbinare solo con art. INC01935CR
to be completed only with art.
INC01935CR

* Con piastra in ABS
* With ABS wall plate

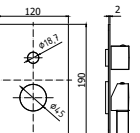
Finiture - Finishes EUR
CREST



Set esterno per art. LIG 019CR
External set for art. LIG 019CR
LIG 019CREST LIGHT
da abbinare solo con art. INC01935CR
to be completed only with art.
INC01935CR

* Con piastra in metallo
* With metal wall plate

Finiture - Finishes EUR
CREST

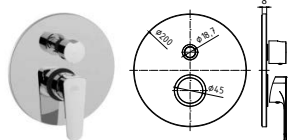


Set esterno per art. RO 019CR/M
External set for art. RO 019CR/M
RO 019CR/MEST ROCK
da abbinare solo con art. INC01935CR
to be completed only with art.
INC01935CR

* Con piastra in metallo
* With metal wall plate

Finiture - Finishes EUR
CR/MEST

incassi projects - concealed mixer projects

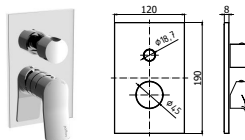


* Con piastra in ABS
* With ABS wall plate

Set esterno per art. SY 019CR
External set for art. SY 019CR

SY 019CREST SLY
da abbinare solo con art. INC01935CR
to be completed only with art. INC01935CR

Finiture - Finishes EUR
CREST

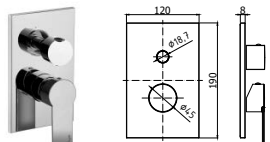


* Con piastra in ABS
* With ABS wall plate

Set esterno per art. TI 019CR
External set for art. TI 019CR

TI 019CREST TILT
da abbinare solo con art. INC01935CR
to be completed only with art. INC01935CR

Finiture - Finishes EUR
CREST

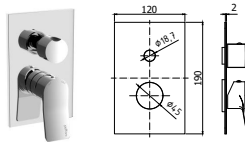


* Con piastra in ABS
* With ABS wall plate

Set esterno per art. TA 019CR
External set for art. TA 019CR

TA 019CREST TANGO
da abbinare solo con art. INC01935CR
to be completed only with art. INC01935CR

Finiture - Finishes EUR
CREST

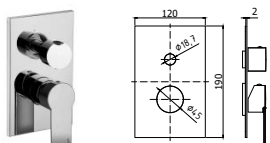


* Con piastra in metallo
* With metal wall plate

Set esterno per art. TI 019CR/M
External set for art. TI 019CR/M

TI 019CR/MEST TILT
da abbinare solo con art. INC01935CR
to be completed only with art. INC01935CR

Finiture - Finishes EUR
CR/MEST

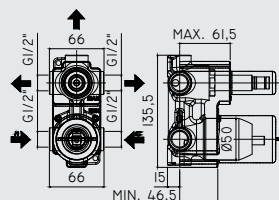


* Con piastra in metallo
* With metal wall plate

Set esterno per art. TA 019CR/M
External set for art. TA 019CR/M

TA 019CR/MEST TANGO
da abbinare solo con art. INC01935CR
to be completed only with art. INC01935CR

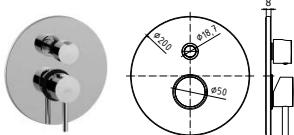
Finiture - Finishes EUR
CR/MEST



Corpo incasso doccia (3 uscite)
• con cartuccia deviatore
Concealed shower mixer body (3 outlets)
• with diverter cartridge

INC 01940CR
con cartuccia Ø40mm
with cartridge Ø40mm

Finiture - Finishes EUR
CR

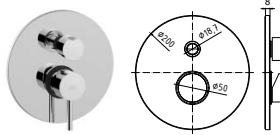


* Con piastra in ABS
* With ABS wall plate

Set esterno per art. BI 019CR
External set for art. BI 019CR

BI 019CREST BIRILLO
da abbinare solo con art. INC01940CR
to be completed only with art. INC01940CR

Finiture - Finishes EUR
CREST



* Con piastra in ABS
* With ABS wall plate

Set esterno per art. SK 019CR
External set for art. SK 019CR

SK 019CREST STICK
da abbinare solo con art. INC01940CR
to be completed only with art. INC01940CR

Finiture - Finishes EUR
CREST

	<p>GI401 Perno per leva GIORGIA per artt. GI 010-011-015 Handle for GIORGIA lever for artt. GI 010-011-015</p>	<p>Finiture - Finishes EUR CR</p>
	<p>ZA91102R Cartuccia completa Ø40 senza distributore con regolazione per artt. INC 01040-01540-01840-01940 Complete cartridge Ø40 without distributor with regulation for artt. INC 01040-01540-01840-01940</p>	<p>Finiture - Finishes EUR</p>
	<p>ZA91104R Cartuccia completa Ø35 senza distributore con regolazione per artt. INC 01035-01535-01835-01935 Complete cartridge Ø35 without distributor with regulation for artt. INC 01035-01535-01835-01935</p>	<p>Finiture - Finishes EUR</p>
	<p>ZCAP009 Cappuccio sottoleva per artt. INC 01040 Underlever cover for artt. INC 01040</p>	<p>Finiture - Finishes EUR CR</p>
	<p>ZCAP012 Cappuccio sottoleva per artt. INC 01540-01840-01940 Underlever cover for artt. INC 01540-01840-01940</p>	<p>Finiture - Finishes EUR CR</p>
	<p>ZCAP034 Cappuccio sottoleva per artt. INC 01035-01535-01835-01935 Underlever cover for artt. INC 01035-01535-01835-01935</p>	<p>Finiture - Finishes EUR CR</p>
	<p>ZCAP066 Cappuccio sottoleva per artt. INC 01835-01840-01935-01940 Underlever cover for artt. INC 01835-01840-01935-01940</p>	<p>Finiture - Finishes EUR CR</p>
	<p>ZDEV048 Deviatore completo per artt. INC 01535-01540 Complete diverter for artt. INC 01535-01540</p>	<p>Finiture - Finishes EUR CR</p>

			<u>Finiture - Finishes</u>	<u>EUR</u>
	ZGHI001	Ghiera fermacartuccia per art. INC 01040 Cartridge fastening ring nut for art. INC 01040		
	ZGHI010	Ghiera fermacartuccia per artt. INC 01035-01535-01835-01935 Cartridge fastening ring nut for artt. INC 01035-01535-01835-01935		
	ZGHI027	Ghiera fermacartuccia per artt. INC 01835-01840-01935-01940 Cartridge fastening ring nut for artt. INC 01835-01840-01935-01940		
	ZLEV008	Leva NETTUNO per artt. NT 010-015 NETTUNO lever for artt. NT 010-015	<u>Finiture - Finishes</u> CR	<u>EUR</u>
	ZLEV044	Leva DUEMILA per artt. DU 010-015 DUEMILA lever for artt. DU 010-015	<u>Finiture - Finishes</u> CR	<u>EUR</u>
	ZLEV058	Leva BIRILLO/STICK per artt. BI 015-018-019 / SK 010-018-019 BIRILLO/STICK lever for artt. BI 015-018-019 / SK 010-018-019	<u>Finiture - Finishes</u> CR	<u>EUR</u>
	ZLEV064	Leva FLAVIA per artt. FA 010-011-015 EFFE lever for artt. EF 010-015-018-019	<u>Finiture - Finishes</u> CR	<u>EUR</u>
	ZLEV065	Leva GIORGIA per artt. GI 010-011-015 GIORGIA lever for artt. GI 010-011-015	<u>Finiture - Finishes</u> CR	<u>EUR</u>

		<u>Finiture - Finishes</u>	<u>EUR</u>
	ZLEV067 Leva NETTUNO 2 per artt. ND 010-015 NETTUNO 2 lever for artt. ND 010-015	CR	
	ZLEV085 Leva BIRILLO/LIGHT/STICK per artt. BI 010-011 / LIG 015-018-019 / SK 015 BIRILLO/LIGHT/STICK lever for artt. BI 010-011 / LIG 015-018-019 / SK 015	CR	
	ZLEV097 Leva LEVEL asta per artt. LEA 010-015-018-019 LEVEL asta lever for artt. LEA 010-015-018-019	CR	
	ZLEV098 Leva LEVEL cubo per artt. LEC 010-015-018-019 LEVEL cubo lever for artt. LEC 010-015-018-019	CR	
	ZLEV099 Leva LEVEL standard per artt. LES 010-015-018-019 LEVEL standard lever for artt. LES 010-015-018-019	CR	
	ZLEV127 Leva BERRY per artt. BR 010-015-018-019 BERRY lever for artt. BR 010-015-018-019	CR	
	ZLEV133 Leva SLY per artt. SY 010-015-018-019 NETTUNO 2 lever for artt. ND 010-015	CR	
	ZLEV137 Leva RINGO per artt. RIN 010-015-018-019 SLY lever for artt. SY 010-015-018-019	CR	

			<u>Finiture - Finishes</u>	<u>EUR</u>
	ZLEV143	Leva RED per artt. RED 010-015-018-019 RINGO lever for artt. RIN 010-015-018-019	CR	
	ZLEV149	Leva EFFE per artt. EF 010-015-018-019 FLAVIA lever for artt. FA 010-011-015	CR	
	ZLEV158	Leva CANDY per artt. CA 010-015-018-019 CANDY lever for artt. CA 010-015-018-019	CR	
	ZLEV168	Leva GREEN per artt. GR 010-15-018-019 GREEN lever for artt. GR 010-15-018-019	CR	
	ZLEV177	Leva ROCK per artt. RO 010-15-018-019 TANGO lever for artt. TA 010-15-018-019	CR	
	ZLEV179	Leva TANGO per artt. TA 010-15-018-019 TANGO lever for artt. TA 010-15-018-019	CR	
	ZLEV207	Leva TILT per artt. TI 010-15-018-019 TILT lever for artt. TI 010-15-018-019	CR	
	ZLEV211	Leva JO per artt. JO 010-011-15-018-019 JO lever for artt. JO 010-011-15-018-019	CR	

		<u>Finiture - Finishes</u>	<u>EUR</u>
	ZLEV217 Leva JOKER per artt. JK 010-011-15-018-019 JOKER lever for artt. JK 010-011-15-018-019	CR	
	ZMAN130 Maniglia per cartuccia deviatore per art. 019 / BI-BR-CA-GR-JO-JK-LIG-RED_RIN-WS-RO-SY-SK-TA-TI Handle for diverter cartridge for art. 019 / BI-BR-CA-GR-JO-JK-LIG-RED_RIN-WS-RO-SY-SK-TA-TI	CR	
	ZMAN131 Maniglia per cartuccia deviatore per art. 019 / EF-EL-LEA-LEC-LES Handle for diverter cartridge for art. 019 / EF-EL-LEA-LEC-LES	CR	
	ZMAN137 Maniglia per cartuccia deviatore per art. 018 / EF-EL-LEA-LEC-LES Handle for diverter cartridge for art. 018 / EF-EL-LEA-LEC-LES	CR	
	ZMAN138 Maniglia per cartuccia deviatore per art. 018 / BI-BR-CA-GR-JO-JK-LIG-RED-RIN-WS-RO-SY-SK-TA-TI Handle for diverter cartridge for art. 018 / BI-BR-CA-GR-JO-JK-LIG-RED-RIN-WS-RO-SY-SK-TA-TI	CR	
	ZPIA002 Piastra in metallo per artt. 015CREST / L.120 x h.190 mm / DU-ND-NT Metal wall plate for artt. 015CREST / L.120 x h.190 mm / DU-ND-NT	CR	
	ZPIA006 Piastra in metallo per artt. 010CREST / Ø116 mm / DU-FA-GI-ND-NT Metal wall plate for artt. 010CREST / Ø116 mm / DU-FA-GI-ND-NT	CR	
	ZPIA007 Piastra in metallo per artt. 010CREST / Ø116 mm / BI-CA-GR-JO-JK-LIG-SY-SK Metal wall plate for artt. 010CREST / Ø116 mm / BI-CA-GR-JO-JK-LIG-SY-SK	CR	
	ZPIA008 Piastra lusso in metallo per artt. 011CREST / Ø110 mm / BI-JO-JK-LIG Metal luxury wall plate for artt. 011CREST / Ø110 mm / BI-JO-JK-LIG	CR	



ZPIA013 Piastra lusso in metallo per artt. 011CREST / Ø110 mm / FA-GI
Metal luxury wall plate for artt. 011CREST / Ø110 mm / FA-GI

Finiture - Finishes **EUR**
CR




ZPIA017 Piastra in metallo per artt. 015CREST / Ø200 mm / BI-SK-FA-GI
Metal wall plate for artt. 015CREST / Ø200 mm / BI-SK-FA-GI

Finiture - Finishes **EUR**
CR




ZPIA026 Piastra in ABS per artt. 010CREST / 110 x 110 mm / EF-EL-LEA-LEC-LES-RED-RIN-WS-RO-TA-TI
ABS wall plate for artt. 010CREST / 110 x 110 mm / EF-EL-LEA-LEC-LES-RED-RIN-WS-RO-TA-TI

Finiture - Finishes **EUR**
CR




ZPIA026.. Piastra in Acciaio inox per artt. 010CR-MEST / 110x110 mm / EF-EL-LEA-LEC-LES-RED-RIN-WS-RO-TA-TI
Stainless steel wall plate for artt. 010CR-MEST / 110x110 mm / EF-EL-LEA-LEC-LES-RED-RIN-WS-RO-TA-TI

Finiture - Finishes **EUR**
CR/M



ZPIA027 Piastra in ABS per artt. 015CREST / L.120 x h.190 mm / EF-EL-LEA-LEC-LES-RED-WS-RO-TA-TI
ABS wall plate for artt. 015CREST / L.120 x h.190 mm / EF-EL-LEA-LEC-LES-RED-WS-RO-TA-TI

Finiture - Finishes **EUR**
CR



ZPIA027.. Piastra in Acciaio inox per artt. 015CR-MEST / L.120 x h.190 mm / EF-EL-LEA-LEC-LES-RED-WS-RO-TA-TI
Stainless steel wall plate for artt. 015CR-MEST / L.120 x h.190 mm / EF-EL-LEA-LEC-LES-RED-WS-RO-TA-TI

Finiture - Finishes **EUR**
CR/M



ZPIA039 Piastra in ABS per artt. 010CREST / L.115 x h.140 mm / BR
ABS wall plate for artt. 010CREST / L.115 x h.140 mm / BR


Finiture - Finishes **EUR**
CR



ZPIA040 Piastra in ABS per artt. 015CREST / L.146 x h.216 mm / BR
ABS wall plate for artt. 015CREST / L.146 x h.216 mm / BR


Finiture - Finishes **EUR**
CR

	<p>ZPIA076 Piastra in metallo per artt. 015CREST / Ø200 mm / CA-JO-JK-LIG-SY Metal wall plate for artt. 015CREST / Ø200 mm / CA-JO-JK-LIG-SY</p>	<p>Finiture - Finishes EUR CR</p>
	<p>ZPIA084 Piastra in metallo per artt. 019CREST / Ø200 mm / BI-SK Metal wall plate for artt. 019CREST / Ø200 mm / BI-SK</p>	<p>Finiture - Finishes EUR CR</p>
	<p>ZPIA085 Piastra in metallo per artt. 018CREST / Ø200 mm / BI-SK Metal wall plate for artt. 018CREST / Ø200 mm / BI-SK</p>	<p>Finiture - Finishes EUR CR</p>
	<p>ZPIA086 Piastra in ABS per artt. 019CREST / L.146 x h.216 mm / BR ABS wall plate for artt. 019CREST / L.146 x h.216 mm / BR</p>	<p>Finiture - Finishes EUR CR</p>
	<p>ZPIA087 Piastra in ABS per artt. 018CREST / L.146 x h.216 mm / BR ABS wall plate for artt. 018CREST / L.146 x h.216 mm / BR</p>	<p>Finiture - Finishes EUR CR</p>
	<p>ZPIA088 Piastra in metallo per artt. 018CREST / Ø200 mm / CA-GR-JO-JK-LIG-SY Metal wall plate for artt. 018CREST / Ø200 mm / CA-GR-JO-JK-LIG-SY</p>	<p>Finiture - Finishes EUR CR</p>
	<p>ZPIA089 Piastra in metallo per artt. 019CREST / Ø200 mm / CA-GR-JO-JK-LIG-SY Metal wall plate for artt. 019CREST / Ø200 mm / CA-GR-JO-JK-LIG-SY</p>	<p>Finiture - Finishes EUR CR</p>
	<p>ZPIA090 Piastra in ABS per artt. 019CREST / L.120 x h.190 mm / EF-EL-LEA-LEC-LES-RED-RIN-WS-RO-TA-TI ABS wall plate for artt. 019CREST / L.120 x h.190 mm / EF-EL-LEA-LEC-LES-RED-RIN-WS-RO-TA-TI</p>	<p>Finiture - Finishes EUR CR</p>




ZPIA090.. Piastra in Acciaio inox per artt. 019CR-MEST / L.120 x h.190 mm / EF-EL-LEA-LEC-LES-RED-RIN-WS-RO-TA-TI
Stainless steel wall plate for artt. 019CR-MEST / L.120 x h.190 mm / EF-EL-LEA-LEC-LES-RED-RIN-WS-RO-TA-TI

Finiture - Finishes **EUR**
CR/M



ZPIA091 Piastra in ABS per artt. 018CREST / L.120 x h.190 mm / EF-EL-LEA-LEC-LES-RED-RIN-WS-RO-TA-TI
ABS wall plate for artt. 018CREST / L.120 x h.190 mm / EF-EL-LEA-LEC-LES-RED-RIN-WS-RO-TA-TI

Finiture - Finishes **EUR**
CR



ZPIA091.. Piastra in Acciaio inox per artt. 018CR-MEST / L.120 x h.190 mm / EF-EL-LEA-LEC-LES-RED-RIN-WS-RO-TA-TI
Stainless steel wall plate for artt. 018CR-MEST / L.120 x h.190 mm / EF-EL-LEA-LEC-LES-RED-RIN-WS-RO-TA-TI

Finiture - Finishes **EUR**
CR/M



ZPLA033 Placchetta per leva FLAVIA per artt. FA 010-011-015
Plate for FLAVIA lever for artt. FA 010-011-015

Finiture - Finishes **EUR**
CR



ZPLA034 Placchetta per leva GIORGIA per artt. GI 010-011-015
Plate for GIORGIA lever for artt. GI 010-011-015

Finiture - Finishes **EUR**
CR



ZVIT091 Cartuccia deviatore (3 uscite) per artt. INC 01935-01940
Diverter cartridge (3 outlets) for artt. INC 01935-01940

Finiture - Finishes **EUR**



ZVIT092 Cartuccia deviatore (2 uscite) per artt. INC 01835-01840
Diverter cartridge (2 outlets) for artt. INC 01835-01840

Finiture - Finishes **EUR**

belinda-melissa

NOSTALGIA

Il gusto per le belle cose di una volta ha un sapore antico: la serie di rubinetteria a 2 maniglie BELINDA si ispira ad un'epoca passata per creare un'armonia unica con gli ambienti più classici. Tutti gli articoli sono disponibili nella classica versione cromata e nelle più eleganti finiture del cromo-oro, bronzato, ramato e argento.

NOSTALGIA

The taste for the good things of the past has an antique flavor: BELINDA 2-handle faucets is inspired to the past to create a unique harmony with the most classic ambiances. All items are available in the classic chrome version and in the most elegant finishes of chrome-gold, bronze, copper and silver.



FINITURE FINISHES

Le serie **BELINDA / MELISSA** sono disponibili nelle seguenti finiture:
BELINDA / MELISSA ranges are available in the following finishes:

CR	cromato chrome plated
CO	finitura cromo + gold finish chrome + gold finish
AG	finitura argento silver finish
BR	finitura bronzato bronze finish
RM	finitura ramato copper finish

VARIANTI VARIANTS



FBLV
LEVA BELINDA

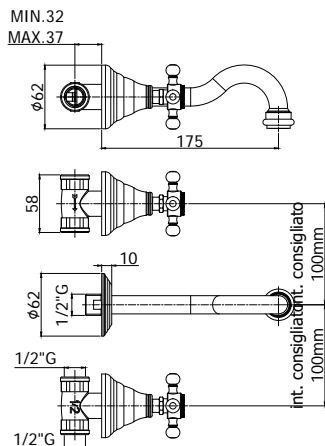
Le serie Belinda è disponibile **solo con vitone ceramico**
Belinda range is available **with ceramic disc valve only**



FME
LEVA MELISSA

Leva Melissa è disponibile **solo per art. FME 181**
Belinda lever is available **only for art. FME 181**

belinda-melissa



Batteria incasso lavabo 3 fori completo di:

- cappucci scorrevoli - Ø62 mm
- piastra per bocca - Ø62 mm
- attacchi 1/2" G

Three-hole concealed basin mixer complete with:

- sliding caps - Ø62 mm
- wall plate for spout - Ø62mm
- 1/2" G connections

FBLV 003..

con bocca e aeratore M22x1 - l.175mm
with spout and aerator M22x1 - l. 175mm

Finiture - Finishes **EUR**

- CR
- CO
- AG
- BR
- RM

FBLV 008..

con bocca e aeratore M22x1 - l.245mm
with spout and aerator M22x1 - l. 245mm

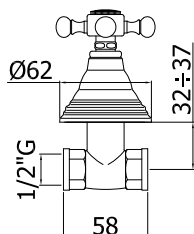
- CR
- CO
- AG
- BR
- RM



ZPRO 012..

Prolunga per artt. 003-008

- H19mm
- Extension for artt. 003-008
- H19mm



Rubinetto incasso completo di:

- cappuccio scorrevole - Ø62 mm
- attacchi 1/2" G

Built-in tap complete with:

- sliding cap - Ø62 mm
- 1/2" G connections

FBLV 010..

con 1 entrata - 1 uscita
with 1 inlet - 1 outlet

Finiture - Finishes **EUR**

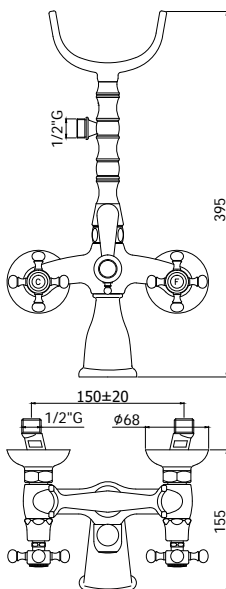
- CR
- CO
- AG
- BR
- RM



ZPRO 012..

Prolunga per art. 010

- H19mm
- Extension for art. 010
- H19mm



Gruppo vasca/doccia con deviatore completo di:

- forcella
- doccia
- set 2 eccentrici 1/2"x3/4" G e rosoni

Traditional bath/shower mixer with diverter complete with:

- fork
- shower head
- set of 2 S-wall-unions 1/2"x3/4" G and wall-plates

FBLV 022..

con flessibile 1000 mm
with 1000 mm flexible hose

Finiture - Finishes **EUR**

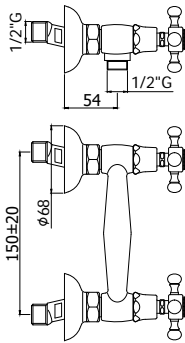
- CR
- CO
- AG
- BR
- RM

FBLV 023..

con flessibile doppia aggraffatura 1500 mm

- con supporto snodato LUX in metallo
- with 1500 mm double interlock flexible hose
- with LUX metal swivelling bracket

- CR
- CO
- AG
- BR
- RM



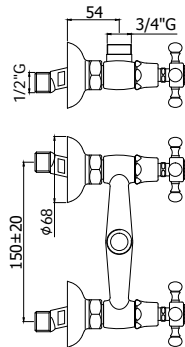
Gruppo doccia completo di:
 • attacco inferiore 1/2" G
 • set 2 eccentrici 1/2"x3/4" G e rosoni
 Wall mounted shower mixer complete with:
 • 1/2" G lower connection
 • set of 2 S-wall-unions 1/2"x3/4" G and wall-plates

FBLV 168.. **Finiture - Finishes** **EUR**
 senza set doccia
 without shower set

- CR
- CO
- AG
- BR
- RM

FBLV 168D..
 con supporto snodato LUX in metallo
 • con doccia in metallo
 • con flessibile doppia aggraffatura 1500 mm
 with LUX metal swivelling bracket
 • with metal hand shower
 • with 1500 mm double interlock flexible hose

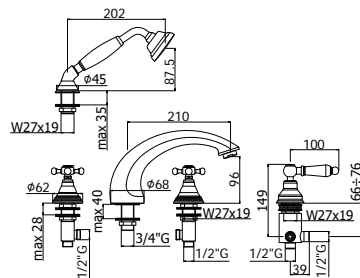
- CR
- CO
- AG
- BR
- RM



Gruppo doccia completo di:
 • set 2 eccentrici 1/2"x3/4" G e rosoni
 Wall mounted shower mixer complete with:
 • set of 2 S-wall-unions 1/2"x3/4" G and wall-plates

FBLV 168R.. **Finiture - Finishes** **EUR**
 rovesciato senza set doccia
 • con attacco superiore 3/4" G
 overturned without shower set
 • with 3/4" G upper connection

- CR
- CO
- AG
- BR
- RM



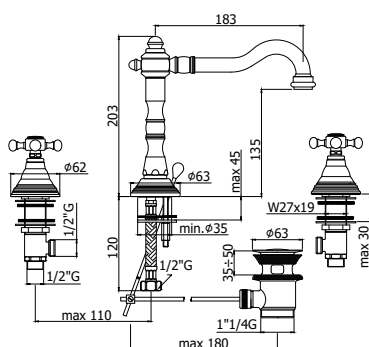
Batteria bordo vasca con deviatore completa di:
 • doccia estraibile
 • set 4 flex inox per miscelatore
 • flessibile con piombo per doccia
 Deck mounted bath mixer with diverter complete with:
 • pull-out hand-shower
 • set of 4 stainless steel hoses for mixer
 • flexible hose with weight for hand-shower

FBLV 040.. **Finiture - Finishes** **EUR**
 con bocca erogazione e aeratore M24x1 (5 fori)
 with spout and aerator M24x1 (5 holes)

- CR
- CO
- AG
- BR
- RM

FBLV 041..
 senza bocca erogazione (4 fori)
 without spout (4 holes)

- CR
- CO
- AG
- BR
- RM



Batteria lavabo con canna orientabile completa di:
 • aeratore M22x1
 • set 2 flessibili inox 1/2" G
 3-hole wash basin mixer with swivelling spout complete with:
 • aerator M22x1
 • set of 2 stainless steel hoses 1/2" G

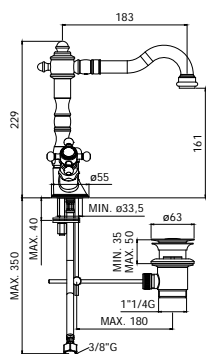
FBLV 052.. **Finiture - Finishes** **EUR**
 senza scarico
 without pop up waste

- CR
- CO
- AG
- BR
- RM

FBLV 055..
 con scarico automatico 1"1/4 G
 with 1"1/4 G pop up waste

- CR
- CO
- AG
- BR
- RM

belinda-melissa



Monoforo lavabo con canna orientabile completo di:

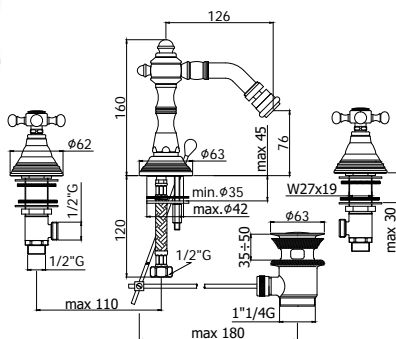
- aeratore M22x1
- set 2 flessibili inox 3/8" G

One-hole wash basin mixer with swivelling spout complete with:

- aerator M22x1
- set of 2 stainless steel hoses 3/8" G

FBLV 071..	Finiture - Finishes	EUR
senza scarico without pop up waste	CR CO AG BR RM	

FBLV 075..	Finiture - Finishes	EUR
con scarico automatico 1"1/4G with 1"1/4G pop up waste	CR CO AG BR RM	

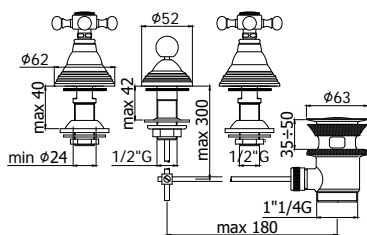


Batteria bidet con canna orientabile completa di:

- aeratore M22x1
 - set 2 flessibili inox 1/2" G
- 3-hole bidet mixer with swivelling spout complete with:
- aerator M22x1
 - set of 2 stainless steel hoses 1/2" G

FBLV 119..	Finiture - Finishes	EUR
senza scarico without pop up waste	CR CO AG BR RM	

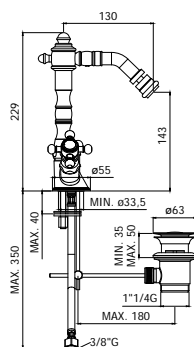
FBLV 118..	Finiture - Finishes	EUR
con scarico automatico 1"1/4G with 1"1/4G pop up waste	CR CO AG BR RM	



Batteria bidet completo di:

- attacchi 1/2" G
- 3-hole bidet mixer complete with:
- 1/2" G connections

FBLV 116..	Finiture - Finishes	EUR
con scarico automatico 1"1/4G with 1"1/4G pop up waste	CR CO AG BR RM	

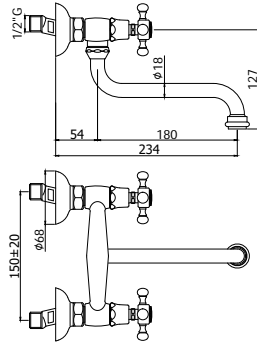


Monoforo bidet con canna orientabile completo di:

- aeratore M22x1
 - set 2 flessibili inox 3/8" G
- One-hole bidet mixer with swivelling spout complete with:
- aerator M22x1
 - set of 2 stainless steel hoses 3/8" G

FBLV 131..	Finiture - Finishes	EUR
senza scarico without pop up waste	CR CO AG BR RM	

FBLV 135..	Finiture - Finishes	EUR
con scarico automatico 1"1/4G with 1"1/4G pop up waste	CR CO AG BR RM	



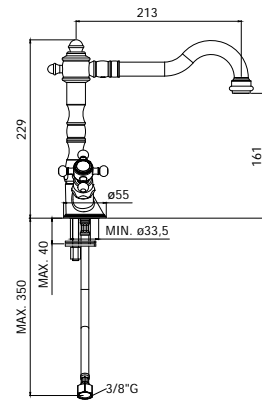
Gruppo lavello a muro con canna orientabile completo di:

- aeratore M22x1
- set 2 eccentrici 1/2"x3/4"G e rosoni

Wall sink mixer bridge model with swivelling spout complete with:

- aerator M22x1
- set of 2 S-wall-unions 1/2"x3/4"G and wall-plates

FBLV 161..	Finiture - Finishes	EUR
con canna "S" - Ø18x180mm	CR	
with "S" spout - Ø18x180mm	CO	
	AG	
	BR	
	RM	



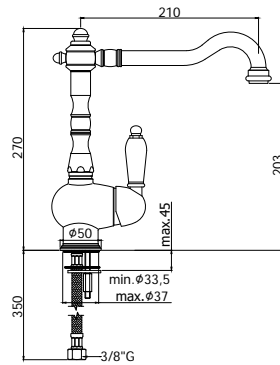
Miscelatore lavello monoforo con canna orientabile completo di:

- aeratore M22x1
- set 2 flessibili inox 3/8"G

One-hole sink mixer with swivelling spout complete with:

- aerator M22x1
- set of 2 stainless steel hoses 3/8"G

FBLV 180..	Finiture - Finishes	EUR
con canna - 210mm	CR	
with spout - 210mm	CO	
	AG	
	BR	
	RM	



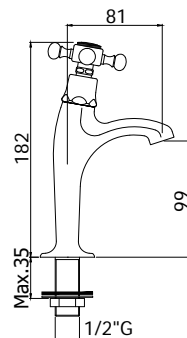
Miscelatore lavello monoforo con canna orientabile completo di:

- aeratore M22x1
- set 2 flessibili inox 3/8"G

One-hole sink mixer with swivelling spout complete with:

- aerator M22x1
- set of 2 stainless steel hoses 3/8"G

FME 181.. MELISSA	Finiture - Finishes	EUR
con canna - 210mm	CR	
with spout - 210mm	CO	
	AG	
	BR	
	RM	



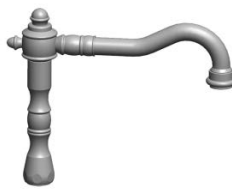
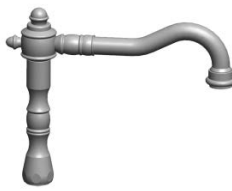






Rubinetto lavabo corpo alto completo di:

- attacco 1/2"G
- Basin tap with tall body complete with:
- 1/2"G connection










FBLV 095..	Finiture - Finishes	EUR
Rubinetto lavabo (solo acqua fredda)	CR	
Basin tap (cold water only)	CO	
	AG	
	BR	
	RM	

			Finiture - Finishes	EUR
	ZA91150	Cartuccia completa Ø40 senza distributore per art. FME181 Complete cartridge Ø40 without distributor for art. FME181		
	ZACC139	Set con curvetta+base+fissaggio per artt. 040-041 Kit with elbow tube connection, base and fixing for artt. 040-041	CR AG BR RM	
	ZACC141	Set base+fissaggio per artt. 040-041 Set base and fixing for artt. 040-041	CR AG BR RM	
	ZACC146	Valvolina antiritorno Ø15 mm per artt. 022-023 / ZRAC101 (per artt. 168-168D) Check-valve Ø15 mm for artt. 022-023 / ZRAC101 (per artt. 168-168D)		
	ZACC165	Impugnatura ottone verniciata e serigrafata per deviatore gruppo vasca artt. 022-023 Metal handle for bath shower mixer diverter, white ral colour artt. 022-023	CL	
	ZAER003	Aeratore completo Ø28 per art. 040 Complete aerator Ø28 for art. 040	CR GF AG BR RM	
	ZAER018	Aeratore completo per canna per artt. 003-008-052-055-071-075-118-119-131-135-161-180-181 Complete aerator for spout for artt. 003-008-052-055-071-075-118-119-131-135-161-180-181	CR GF AG BR RM	
	ZAER034	Snodo femmina con aeratore per artt. 118-119-131-135 Joint with aerator for artt. 118-119-131-135	CR GF AG BR RM	
	ZAST002	Asta diritta Ø4, pomolo, snodino per artt. 055-075-116-118-135 Ø4 rod for waste for artt. 055-075-116-118-135	CR GF AG BR RM	
	ZAST023	Snodino doppio in plastica per asta scarico Plastic tile for rod connecting		

	<p>ZAST021 Comando scarico per batteria bidet artt. 116 Rod with handle for three-hole bidet mixer art. 116</p>	<p>Finiture - Finishes EUR CR CO AG BR RM</p>
	<p>ZBAS013 Basetta per artt. 071-075-131-135-180 Brass base for artt. 071-075-131-135-180</p>	<p>Finiture - Finishes EUR CR GF AG BR RM</p>
	<p>ZBAS014 Basetta per art. FME181 Base-ring for art. FME181</p>	<p>Finiture - Finishes EUR CR GF AG BR RM</p>
	<p>ZBOC016 Bocca bordo vasca pesante, con fissaggio e aeratore per art. 040 Spout complete with aerator and fixing set for art. 040</p>	<p>Finiture - Finishes EUR CR</p>
	<p>ZBOC020 Base centrale per canna batteria lavabo artt. 055-118 Base for spout for three-hole wash basin mixer artt. 055-118</p>	<p>Finiture - Finishes EUR CR GF AG BR RM</p>
	<p>ZBOC051 Base centrale per canna batteria lavabo artt. 052-119 Base for spout for three-hole wash basin mixer artt. 052-119</p>	<p>Finiture - Finishes EUR CR GF AG BR RM</p>
	<p>ZBOC089 Canna completa con piastra interasse 175 mm per art. 003 Complete spout with wall plate, distance between centres 175 mm, for art. 003</p>	<p>Finiture - Finishes EUR CR CO AG BR RM</p>
	<p>ZBOC091 Canna completa con piastra interasse 245 mm per art. 008 Complete spout with wall plate, distance between centres 245 mm, for art. 008</p>	<p>Finiture - Finishes EUR CR CO AG BR RM</p>
	<p>ZCAL009 Calotta per gruppi a parete Nut for wall mounted traditional mixers</p>	<p>Finiture - Finishes EUR CR GF AG BR RM</p>

	<p>ZCANA041 Canna completa interasse 210 mm per artt. 180-FME181 Complete spout, distance between centres 210 mm, for artt. 180-FME181</p>	<p>Finiture - Finishes EUR CR CO AG BR RM</p>
	<p>ZCANA042 Canna completa interasse 183 mm per artt. 052-055-071-075 Complete spout, distance between centres 183 mm, for artt. 052-055-071-075</p>	<p>Finiture - Finishes EUR CR CO AG BR RM</p>
	<p>ZCANA043 Canna completa interasse 130 mm per artt. 118-119-131-135 Complete spout, distance between centres 130 mm, for artt. 118-119-131-135</p>	<p>Finiture - Finishes EUR CR CO AG BR RM</p>
	<p>ZCANA114 Canna tubo S Ø 18 mm interasse 180 mm con aeratore per art. 161 S tube spout Ø 18 mm, distance between centres 180 mm, with aerator for art. 161</p>	<p>Finiture - Finishes EUR CR CO AG BR RM</p>
	<p>ZCAP007 Cappuccio copri vitone per artt. 022-023-071-075-095-131-135-161-168-168D-168R-180 Cover-head cap for artt. 022-023-071-075-095-131-135-161-168-168D-168R-180</p>	<p>Finiture - Finishes EUR CR GF AG BR RM</p>
	<p>ZCAP009 Cappuccio sottoleva per artt. FME181 Under lever cap for artt. FME181</p>	<p>Finiture - Finishes EUR CR GF AG BR RM</p>
	<p>ZCAP016 Cappuccio scorrevole per batterie artt. 003-008-010-040-041-052-055-116-118-119 Sliding cap for three-hole mixers artt. 003-008-010-040-041-052-055-116-118-119</p>	<p>Finiture - Finishes EUR CR GF AG BR RM</p>
	<p>ZDEV035 Vitone completo per deviatore gruppo vasca per artt. 022-023 Bath/shower mixer diverter headpart for artt. 022-023</p>	<p>Finiture - Finishes EUR</p>

	<p>ZDEV036 Maniglia per deviatore esterno gruppo vasca per artt. 022-023 Handle for external diverter for bath shower mixer for artt. 022-023</p>	<p>Finiture - Finishes EUR CR CO AG BR RM</p>
	<p>ZDEV037 Maniglia per deviatore bordo vasca artt. 040-041 Handle for deck-mounted bath mixer artt. 040-041</p>	<p>Finiture - Finishes EUR CR CO AG BR RM</p>
	<p>ZDEV108 Deviatore completo per bordo vasca artt. 040-041 Complete diverter for deck-mounted bath mixer artt. 040-041</p>	<p>Finiture - Finishes EUR CR CO AG BR RM</p>
	<p>ZDOC030 Doccia Retrò Belinda (monogetto) in metallo per artt. 022-023040-041-168D Retrò Belinda metal hand-shower (single spray) for artt. 022-023040-041-168D</p>	<p>Finiture - Finishes EUR CR CO AG BR RM</p>
	<p>ZECC019 Eccentrico con rosone per gruppi a parete Adjustable centre for wall mounted traditional mixers</p>	<p>Finiture - Finishes EUR CR AG BR RM</p>
	<p>ZFIS004 Set fissaggio per bocca artt. 052-055-118-119 Fixing set for spout art. 052-055-118-119 ZFIS056 Set fissaggio per artt. FME181 senza base Fixing kit for art. FME181 without base-ring</p>	<p>Finiture - Finishes EUR</p>
	<p>ZFIS019 Set fissaggio piantane per artt. 052-055-118-119 Fixing kit for side-tile artt. 052-055-118-119</p>	<p>Finiture - Finishes EUR</p>
	<p>ZFIS022/1 Set fissaggio batteria bidet (1 pezzo) art.116 Fixing kit for bidet tap (1 piece) art. 116</p>	<p>Finiture - Finishes EUR</p>

			<u>Finiture - Finishes</u>	<u>EUR</u>
	ZFIS024	Set fissaggio per art. 095 Fixing set for art. 095		
	ZFIS051	Fissaggio 3/4 per bocca bordo vasca art. 040 3/4 Fixing kit for spout art. 040		
	ZFIS079	Set fissaggio per artt. 071-075-131-135-180 Fixing set for artt. 071-075-131-135-180		
	ZFLO001	Flessibile 1/2" x 1/2" 150 cm doppia aggraffatura e calotta conica per artt. 023-168D Double fastened longlife metal flexible hose 1/2"x1/2" mm.1500 with conical nut for artt. 023-168D	<u>Finiture - Finishes</u> CR AG BR RM	<u>EUR</u>
	ZFLO009	Flessibile F1/2" M15x1 mm.1500 con calotta conica doppia aggraffatura con peso ecologico per artt. 040-041-044-047-048 Double fastened longlife metal flexible hose F1/2" M15x1 mm.1500 with conical nut and weight for artt. 040-041-044-047-048	<u>Finiture - Finishes</u> CR AG BR RM	<u>EUR</u>
	ZFLX019	Set flex inox cm.13 (2 pezzi) F.1/2" per artt. 052-055-118-119 Set of 2 pcs. inox flex cm.13 F.1/2" for artt. 052-055-118-119	<u>Finiture - Finishes</u> CR	<u>EUR</u>
	ZFLX101	Set flex inox cm.40 F.3/8" (2 pezzi) per artt. 071-075-131-135-180 / FME181 Set of 2 F3/8 stainless steel hoses 450 mm SOFT PEX for artt. 071-075-131-135-180 / FME181	CRPX	
	ZFLX055	Set flex inox batteria bordo vasca art. 040 (4 pezzi) Set of 4 pcs. inox flex for art. 040	<u>Finiture - Finishes</u> CR	<u>EUR</u>
	ZGHI001	Ghiera fermacartuccia per art. FME181 Ring-nut for cartridge fastening for art. FME181	<u>Finiture - Finishes</u>	<u>EUR</u>



- ZMAN056** Maniglia Belinda
Belinda handle
- ZACC096** Vite 4MA per maniglia Belinda vitone ceramico
4MA screw handle for ceramic disc valve
- ZPLA021..F** Placchetta "cold" (freddo) maniglia Belinda
Cold" cap for Belinda handle
- ZPLA021..C** Placchetta "hot" (caldo) maniglia Belinda
Hot" cap for Belinda handle

Finiture - Finishes	EUR
CR AG BR RM	
CRF GFF AGF BRF RMF	
CRG GFC AGC BRC RMC	



- ZMANV041** Leva Melissa per art. FME181
Melissa lever for art. FME181

Finiture - Finishes	EUR
CR CO AG BR RM	



- ZPIA094** Piastra con guarnizione per canna per artt. 003-008
One-hole wall plate with gaskets for spout for artt. 003-008

Finiture - Finishes	EUR
CR AG BR RM	



- ZRAC101** Raccordo 1/2" per artt. 168-168D
1/2" connection for artt. 168-168D

Finiture - Finishes	EUR
CR AG BR RM	



- ZRAC102** Raccordo 3/4" per art. 161
3/4" spout connection for art. 161

Finiture - Finishes	EUR
CR AG BR RM	



- ZSED002** Sede con O.R. per artt. 022-023
Seat for artt. 022-023
- ZSED011** Sede sinistra con O.R. per artt. 161-168-168D-168R
Seat for artt. 161-168-168D-168R

Finiture - Finishes	EUR
CR	
CR	



- ZVIT001** Vitone dischi ceramici 90° dx
1/4 clockwise turn ceramic disc valve

Finiture - Finishes	EUR



ZVIT028

Cartuccia deviatore Ø35 per artt. ZDEV108
Diverter cartridge Ø35 for artt. ZDEV108

Finiture - Finishes **EUR**


iris-viola

NOSTALGIA

Rubinetti dalle forme classiche e senza tempo, le serie IRIS e VIOLA rappresentano una raffinata unione tra tradizione e tecnica, in grado di adattarsi perfettamente all'arredamento contemporaneo per donargli un tocco di eleganza in più. Le maniglie IRIS e VIOLA sono intercambiabili su ogni articolo della serie e sono disponibili sia con vitone standard sia con vitone ceramico. La serie inoltre è in grado di rendere ancora più raffinato qualsiasi ambiente grazie alle numerose finiture disponibili, tra cui in particolare il Bronzo e il Rame.

NOSTALGIA

Classic and timeless shapes taps, IRIS and VIOLA series represent a fine mix of tradition and technology, able to fit perfectly to the contemporary furniture, giving it a touch of elegance. IRIS and VIOLA handles are interchangeable on each article of the series and are available either with standard and ceramic-disks valve. The series is also able to make even more refined any environment thanks to the many available finishes, including in particular Bronze and Copper.



FINITURE FINISHES

Le serie IRIS / VIOLA sono disponibili nelle seguenti finiture:
IRIS / VIOLA ranges are available in the following finishes:

CR	cromato chrome plated
CO	finitura cromo + gold finish chrome + gold finish
CC	finitura colore + cromo (bianco e nero) colour + chrome finish (black and white)
CG	finitura colore + gold finish (bianco e nero) colour + gold finish (black and white)
BR	finitura bronzato bronze finish
RM	finitura ramato copper finish
GF	gold finish gold finish

VARIANTI VARIANTS

Le serie Iris e Viola sono disponibili **solo con vitone ceramico**
Iris and Viola ranges are available **with ceramic disc valve only**

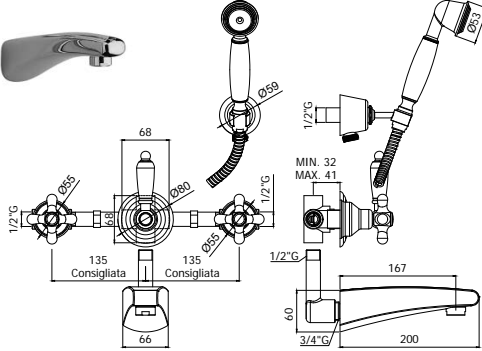


IRV
LEVA IRIS



VLV
LEVA VIOLA

iris-viola



Gruppo vasca/doccia incasso completo di:

- bocca erogazione con attacco 3/4"G
- supporto incasso in metallo
- doccia Iris in metallo
- flessibile doppia aggraffatura 1500 mm
- rubinetti incasso con attacchi 1/2"G

Concealed bath/shower mixer complete with:

- spout with 3/4"G connection
- Concealed metal bracket
- Iris metal hand-shower
- 1500 mm double interlock flexible hose
- built-in tap with 1/2"G connections

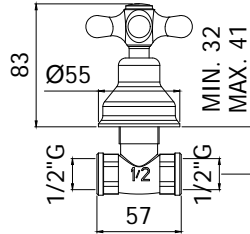
IRV 001.. / VLV 001..
con deviatore 2 entrate - 2 uscite Retrò
with Retrò concealed diverter with 2 inlets
- 2 outlets

Finiture - Finishes	EUR
CR	
CO	
CC	
CG	
GF	
BR	
RM	



ZPRO 090..
Prolunga per art. 001
• H30mm
Extension for art. 001
• H30mm

CR



Rubinetto incasso completo di:

- cappuccio scorrevole - Ø56 mm
- attacchi 1/2"G

Built-in tap complete with:

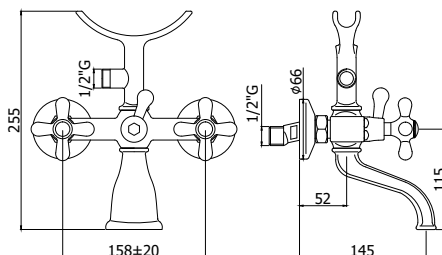
- sliding cap - Ø56 mm
- 1/2"G connections

IRV 010.. / VLV 010..
con 1 entrata - 1 uscita
with 1 inlet - 1 outlet

Finiture - Finishes	EUR
CR	
CO	
CC	
CG	
GF	
BR	
RM	



ZPRO 008..
Prolunga per art. 010
• H19mm
Extension for art. 010
• H19mm



Gruppo vasca/doccia lusso con deviatore completo di:

- forcella
- doccia Iris in metallo
- set 2 eccentrici 1/2"x3/4"G e rosoni

Luxury bath/shower mixer with diverter complete with:

- fork
- Iris metal hand-shower
- set of 2 S-wall-unions 1/2"x3/4"G and wall-plates

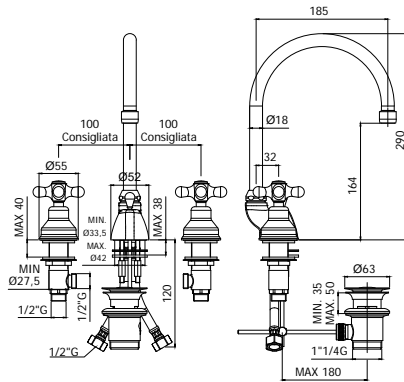
IRV 022.. / VLV 022..
con flessibile 1000 mm
with 1000 mm flexible hose

Finiture - Finishes	EUR
CR	
CO	
CC	
CG	
GF	
BR	
RM	

IRV 023.. / VLV 023..
con flessibile doppia aggraffatura 1500 mm
• con supporto snodato LUX in metallo
with 1500 mm double interlock flexible
hose
• with LUX metal swivelling bracket

CR
CO
CC
CG
GF
BR
RM

iris-viola



Monoforo lavabo con canna orientabile completo di:

- aeratore M22x1
- set 2 flessibili inox 1/2" G

One-hole wash basin mixer with swivelling spout complete with:

- aerator M22x1
- set of 2 stainless steel hoses 1/2" G

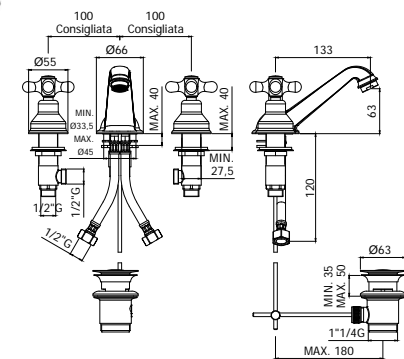
IRV 057.. / VLV 057..

con scarico automatico 1"1/4G
with 1"1/4G pop up waste

Finiture - Finishes

EUR

CR
CO
CC
CG
GF
BR
RM



Batteria lavabo completa di:

- bocca Retrò con aeratore M24x1
- set 2 flessibili inox 1/2" G

3-hole wash basin mixer complete with:

- Retrò spout with aerator M24x1
- set of 2 stainless steel hoses 1/2" G

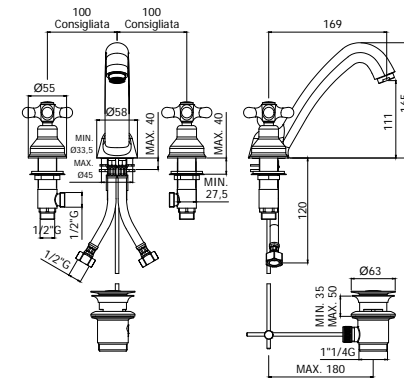
IRV 058.. / VLV 058..

con scarico automatico 1"1/4G
with 1"1/4G pop up waste

Finiture - Finishes

EUR

CR
CO
CC
CG
GF
BR
RM



Batteria lavabo completa di:

- bocca con aeratore M22x1
- set 2 flessibili inox 1/2" G

3-hole wash basin mixer complete with:

- spout with aerator M22x1
- set of 2 stainless steel hoses 1/2" G

IRV 052.. / VLV 052..

senza scarico
• con attacco catenella
without pop up waste
• with chain holder

Finiture - Finishes

EUR

CR
CO
CC
CG
GF
BR
RM

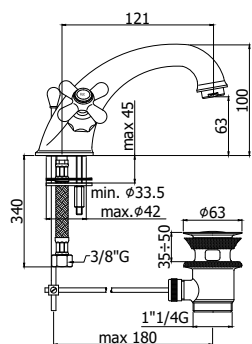
IRV 055.. / VLV 055..

con scarico automatico 1"1/4G
with 1"1/4G pop up waste

Finiture - Finishes

EUR

CR
CO
CC
CG
GF
BR
RM



Monoforo lavabo Retrò completo di:

- aeratore M24x1
- set 2 flessibili inox 3/8" G

Retrò one-hole wash basin mixer complete with:

- aerator M24x1
- set of 2 stainless steel hoses 3/8" G

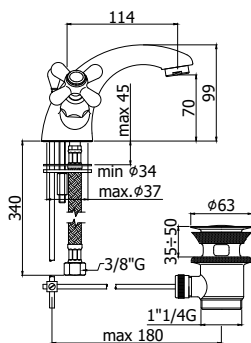
IRV 065.. / VLV 065..

con scarico automatico 1"1/4G
with 1"1/4G pop up waste

Finiture - Finishes

EUR

CR
CO
CC
CG
GF
BR
RM



Monoforo lavabo completo di:

- aeratore M24x1
- set 2 flessibili inox 3/8" G

One-hole wash basin mixer complete with:

- aerator M24x1
- set of 2 stainless steel hoses 3/8" G

IRV 071.. / VLV 071..

- senza scarico
- con attacco catenella
- without pop up waste
- with chain holder

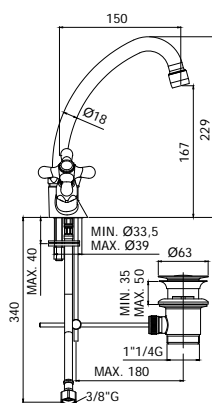
Finiture - Finishes EUR

CR
CO
CC
CG
GF
BR
RM

IRV 075.. / VLV 075..

- con scarico automatico 1"1/4G
- senza attacco catenella
- with 1"1/4G pop up waste
- without chain holder

CR
CO
CC
CG
GF
BR
RM



Monoforo lavabo con canna orientabile completo di:

- aeratore M22x1
- set 2 flessibili inox 3/8" G

One-hole wash basin mixer with swivelling spout complete with:

- aerator M22x1
- set of 2 stainless steel hoses 3/8" G

IRV 078.. / VLV 078..

- senza scarico
- without pop up waste

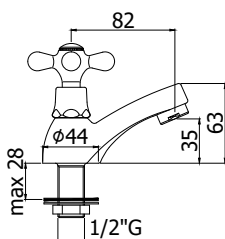
Finiture - Finishes EUR

CR
CO
CC
CG
GF
BR
RM

IRV 077.. / VLV 077..

- con scarico automatico 1"1/4G
- with 1"1/4G pop up waste

CR
CO
CC
CG
GF
BR
RM



Rubinetto lavabo completo di:

- aeratore M24x1
- attacco 1/2" G

Basin tap complete with:

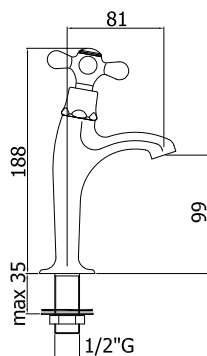
- aerator M24x1
- 1/2" G connection

IRV 090.. / VLV 090..

- Rubinetto lavabo (solo acqua fredda)
- Basin tap (cold water only)

Finiture - Finishes EUR

CR
CO
CC
CG
GF
BR
RM



Rubinetto lavabo corpo alto completo di:

- attacco 1/2" G

Basin tap with tall body complete with:

- 1/2" G connection

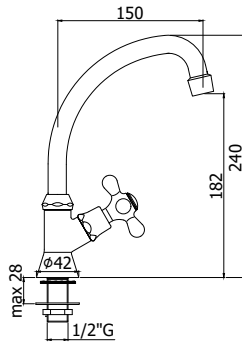
IRV 095.. / VLV 095..

- Rubinetto lavabo (solo acqua fredda)
- Basin tap (cold water only)

Finiture - Finishes EUR

CR
CO
CC
CG
GF
BR
RM

iris-viola



Rubinetto livello con canna orientabile completo di:

- aeratore M22x1
- attacco 1/2"G

Sink tap with swivelling spout complete with:

- aerator M22x1
- 1/2"G connection

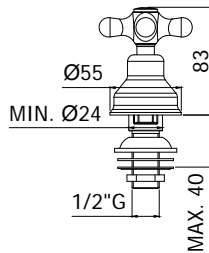
IRV 091.. / VLV 091..

con canna "C" - Ø18x150mm
with "C" spout - Ø18x150mm

Finiture - Finishes

EUR

CR
CO
CC
CG
GF
BR
RM



Rubinetto bidet completo di:

- attacco 1/2"G

Tap for bidet complete with:

- 1/2"G connection

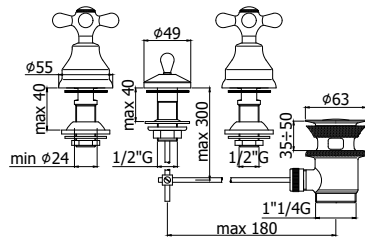
IRV 150.. / VLV 150..

per artt. 112-116
for artt. 112-116

Finiture - Finishes

EUR

CR
CO
CC
CG
GF
BR
RM



Batteria bidet completa di:

- attacchi 1/2"G

3-hole bidet mixer complete with:

- 1/2"G connections

IRV 116.. / VLV 116..

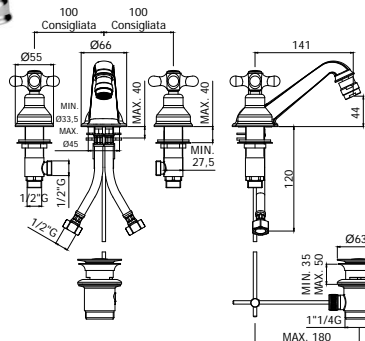
con scarico automatico 1"1/4G
with 1"1/4G pop up waste

Finiture - Finishes

EUR

CR
CO
CC
CG
GF
BR
RM

new



Batteria bidet con bocca fissa completa di:

- aeratore M24x1
- set 2 flessibili inox 1/2"G

3-hole bidet mixer with fixed spout complete with:

- aerator M24x1
- set of 2 stainless steel hoses 1/2"G

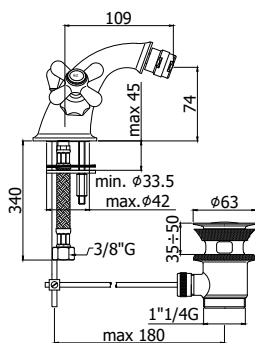
IRV 118.. / VLV 118..

con scarico automatico 1"1/4G
with 1"1/4G pop up waste

Finiture - Finishes

EUR

CR
CO
CC
CG
GF
BR
RM



Monoforo bidet Retrò completo di:

- aeratore M24x1
- set 2 flessibili inox 3/8"G

Retrò one-hole bidet mixer complete with:

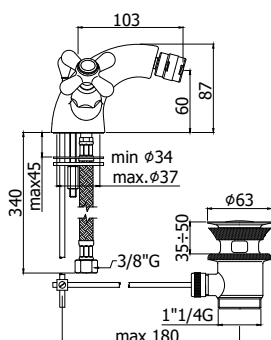
- aerator M24x1
- set of 2 stainless steel hoses 3/8"G

IRV 125.. / VLV 125..

con scarico automatico 1"1/4G
with 1"1/4G pop up waste

Finiture - Finishes EUR

CR
CO
CC
CG
GF
BR
RM



Monoforo bidet completo di:

- aeratore M24x1
- set 2 flessibili inox 3/8"G

One-hole bidet mixer complete with:

- aerator M24x1
- set of 2 stainless steel hoses 3/8"G

IRV 131.. / VLV 131..

senza scarico
• con attacco catenella
without pop up waste
• with chain holder

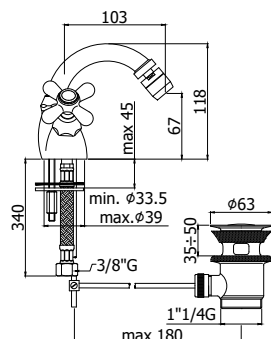
Finiture - Finishes EUR

CR
CO
CC
CG
GF
BR
RM

IRV 135.. / VLV 135..

con scarico automatico 1"1/4G
• senza attacco catenella
with 1"1/4G pop up waste
• without chain holder

CR
CO
CC
CG
GF
BR
RM



Monoforo bidet con canna orientabile completo di:

- aeratore M22x1
- set 2 flessibili inox 3/8"G

One-hole bidet mixer with swivelling spout complete with:

- aerator M22x1
- set of 2 stainless steel hoses 3/8"G

IRV 138.. / VLV 138..

senza scarico
without pop up waste

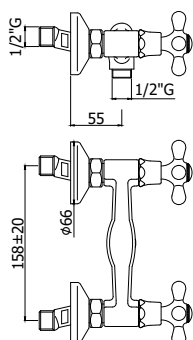
Finiture - Finishes EUR

CR
CO
CC
CG
GF
BR
RM

IRV 137.. / VLV 137..

con scarico automatico 1"1/4G
with 1"1/4G pop up waste

CR
CO
CC
CG
GF
BR
RM



Gruppo doccia completo di:

- attacco inferiore 1/2"G
- set 2 eccentrici 1/2"x3/4"G e rosoni

Wall mounted shower mixer complete with:

- 1/2"G lower connection
- set of 2 S-wall-unions 1/2"x3/4"G and wall-plates

IRV 168.. / VLV 168..

senza set doccia
without shower set

Finiture - Finishes EUR

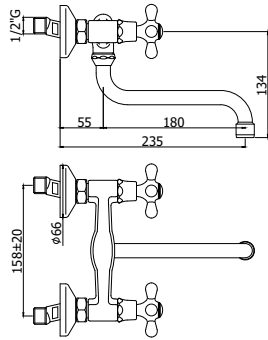
CR
CO
CC
CG
GF
BR
RM

IRV 168D.. / VLV 168D..

con supporto snodato LUX in metallo
• con doccia Iris in metallo
• con flessibile doppia aggraffatura 1500 mm
with LUX metal swivelling bracket
• with Iris metal hand-shower
• with 1500 mm double interlock flexible hose

CR
CO
CC
CG
GF
BR
RM

iris-viola



Gruppo lavello a muro con canna orientabile completo di:

- aeratore M22x1
- set 2 eccentrici 1/2"x3/4"G e rosoni

Wall sink mixer bridge model with swivelling spout complete with:

- aerator M22x1
- set of 2 S-wall-unions 1/2"x3/4"G and wall-plates

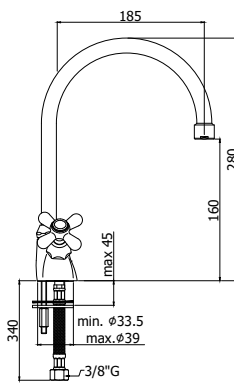
IRV 161.. / VLV 161..

Finiture - Finishes

EUR

con canna "S" - Ø18x180mm
with "S" spout - Ø18x180mm

CR
CO
CC
CG
GF
BR
RM



Miscelatore lavello monoforo con canna orientabile completo di:

- aeratore M22x1
- set 2 flessibili inox 3/8"G

One-hole sink mixer with swivelling spout complete with:

- aerator M22x1
- set of 2 stainless steel hoses 3/8"G

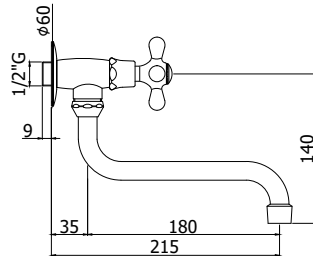
IRV 180.. / VLV 180..

Finiture - Finishes

EUR

con canna a ombrello - Ø18x185mm
with spout - Ø18x185mm

CR
CO
CC
CG
GF
BR
RM



Rubinetto snodo con canna orientabile completo di:

- aeratore M22x1
- rosone - Ø60 mm
- attacco 1/2"G

Wall sink with swivelling spout complete with:

- aerator M22x1
- wall plate - Ø60 mm
- 1/2"G connection

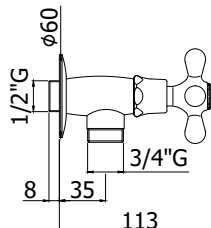
IRV 200.. / VLV 200..

Finiture - Finishes

EUR

con canna "S" - Ø18x180mm
with "S" spout - Ø18x180mm

CR
CO
CC
CG
GF
BR
RM



Rubinetto snodo completo di:

- rosone - Ø60mm

Wall sink tap complete with:

- wall plate - Ø60mm

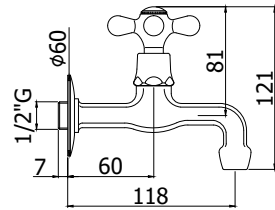
IRV 206.. / VLV 206..

Finiture - Finishes

EUR

con attacco a muro 1/2"G
• con attacco inferiore 3/4"G
with 1/2" wall connection
• with 3/4"G lower connection

CR
CO
CC
CG
GF
BR
RM



Rubinetto prolungatissimo completo di:

- rosone - Ø60mm
- attacco 1/2"G

Long wall tap complete with:

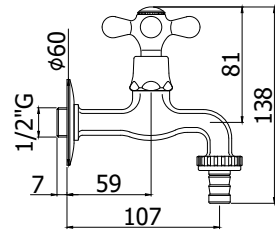
- wall plate - Ø60mm
- 1/2"G connection

IRV 209.. / VLV 209..

senza rompigetto
without anti-splash

Finiture - Finishes **EUR**

CR
CO
CC
CG
GF
BR
RM



Rubinetto completo di:

- rosone - Ø60mm

Wall tap complete with:

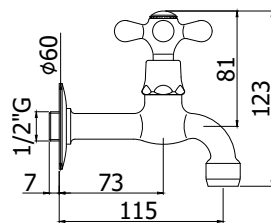
- wall plate - Ø60mm

IRV 211.. / VLV 211..

con portagomma
• con attacchi 1/2"G x 3/4"G
with hose connection
• with 1/2"G x 3/4"G connections

Finiture - Finishes **EUR**

CR
CO
CC
CG
GF
BR
RM



Rubinetto prolungatissimo completo di:

- rosone - Ø60mm
- attacco 1/2"G

Long wall tap complete with:








- wall plate - Ø60mm
- 1/2"G connection










IRV 213.. / VLV 213..

con aeratore M22x1
with aerator M22x1

Finiture - Finishes **EUR**

CR
CO
CC
CG
GF
BR
RM

			Finiture - Finishes	EUR
	ZACC045	Rosone ottone 1/2" per artt. 200-206-209-211-213 1/2" brass plate for artt. 200-206-209-211-213	CR CL GF BR RM	
	ZACC139	Set con curvetta+base+fissaggio per artt. 042-044 Kit with elbow tube connection, base and fixing for artt. 042-044	CR GF BR RM CL	
	ZACC141	Base + fissaggio per artt. 042-044 Ring + fixing set for artt. 042-044	CR GF BR RM CL	
	ZACC146	Valvolina antiritorno Ø15 mm per artt. 022-023-026-027 / ZRAC008 (per artt. 001-024-025) Check-valve Ø15 mm for artt. 022-023-026-027 / ZRAC008 (per artt. 001-024-025)		
	ZAER001	Aeratore Ø 22x1F per artt. 057-077-078-091-161-180-200-213 Aerator Ø 22x1F for artt. 057-077-078-091-161-180-200-213	CR GF BR RM	
	ZAER002	Aeratore Ø 24x1M per artt. 052-055-058-065-071-075-090-131-135 Aerator Ø 24x1M for artt. 052-055-058-065-071-075-090-131-135	CR GF BR RM	
	ZAER003	Aeratore Ø 28x1M per artt. 001-024-025-044 Aerator Ø 28x1M for artt. 001-024-025-044	CR GF BR RM	
	ZAER006	Snodo con aeratore Ø 24x1M per artt. 131-135-125 Joint with aerator Ø 24x1M for artt. 131-135-125	CR GF BR RM	
	ZAER007	Snodo con aeratore Ø 22x1F per artt. 137-138 Joint with aerator Ø 22x1F for artt. 137-138	CR GF BR RM	
	ZAST002	Asta Ø 4 mm + pomolo + snodino + OR per artt. 055-057-065-075-077-125-135-137 Ø4 rod for waste for artt. 055-057-065-075-077-125-135-137	CR GF BR RM	
	ZAST031	Asta Ø 5 mm + pomolo + snodino + OR per artt. 051-058 Rod Ø 5 mm + knob + articulation + OR for artt. 051-058	CR GF BR RM	

		Finiture - Finishes	EUR
	ZAST048 Comando scarico completo per art. 116 Knob + rod for art. 116	CR GF BR RM	
	ZBOC009 Bocca per batteria lavabo scarico automatico art. 055 Three-hole deck mounted basin mixer spout art. 055	CR CL GF BR RM	
	ZBOC009.. TC Bocca per batteria lavabo senza scarico art. 052 Tree-hole deck mounted basin mixer spout without pop up waste art. 052	CR CL GF BR RM	
	ZBOC010 Base centrale per art. 057 Central base for art. 057	CR CL GF BR RM	
	ZBOC016 Bocca bordo vasca pesante, con fissaggio e aeratore per art. 044 Spout complete with aerator and fixing set for art. 044	CR CO CC CG GF BR RM	
	ZBOC030 Bocca per batteria lavabo scarico automatico art. 051-058 Three-hole deck mounted basin mixer spout art. 051-058	CR CL GF BR RM	
	ZCAL003 Calotta 3/4" per gruppi a parete 3/4" nut for wall mounted mixers	CR GF BR RM	
	ZCANA007 Canna tubo C Ø 18 mm interasse 150 mm con aeratore per artt. 077-078-091 C tube spout Ø 18 mm, distance between centres 150 mm, with aerator for artt. 077-078-091	CR CO CC CG GF BR RM	
	ZCANA012 Canna tubo S Ø 18 mm interasse 180 mm con aeratore per artt. 161-200 S tube spout Ø 18 mm, distance between centres 180 mm, with aerator for artt. 161-200	CR CO CC CG GF BR RM	

	ZCANA018 Canna tubo Ø 18 mm interasse 115 mm con aeratore per artt. 137-138 Tube spout Ø 18 mm, distance between centres 115 mm, with aerator for artt. 137-138	Finiture - Finishes CR CO CC CG GF BR RM	EUR
	ZCANA019 Canna tubo ombrello Ø 18 mm interasse 185 mm con aeratore per artt. 057-180 Tube spout Ø 18 mm, distance between centres 185 mm, with aerator for artt. 057-180	Finiture - Finishes CR CO CC CG GF BR RM	EUR
	ZCAP006 Cappuccio scorrevole a campana Sliding cover	Finiture - Finishes CR CL GF BR RM	EUR
	ZCAP007 Cappuccio coprivitone in ottone Headpart brass cover	Finiture - Finishes CR CL GF BR RM	EUR
	ZDEV016 Vitone completo per deviatore gruppo vasca artt. 022-023-024-025 Bath/shower mixer diverter headpart for artt. 022-023-024-025	Finiture - Finishes	EUR
ZDEV035	Vitone completo per deviatore gruppo vasca artt. 026-027 Bath/shower mixer diverter headpart for artt. 026-027		
	ZDEV037 Maniglia per deviatore bordo vasca artt. 042-044 Handle for deck-mounted bath mixer artt. 042-044	Finiture - Finishes CR CO AG BR RM	EUR
	ZDEV083 Deviatore completo per bordo vasca artt. 042-044 Complete diverter for deck-mounted bath mixer artt. 042-044	Finiture - Finishes CR CO CC CG BR RM	EUR
	ZDOC007.. Doccia Iris (monogetto) in metallo per artt. 022-023-026-027-040-042-044 Iris metal hand-shower (single spray) for artt. 022-023-026-027-040-042-044	Finiture - Finishes CR CO CC CG GF BR RM	EUR

	ZDOC009.. Doccia Ardea (monogetto) in metallo per artt. 024-025 Ardea metal hand-shower (single spray) for artt. 024-025	Finiture - Finishes EUR CR
	ZECC001 Eccentrico con rosone 1/2"x 3/4" per gruppi a parete Adjustable centre 1/2"x 3/4" for wall mounted traditional mixers	Finiture - Finishes EUR CR CL GF BR RM
	ZFIS004 Set fissaggio per bocca artt. 052-055-057 Fixing set for spout artt. 052-055-057	Finiture - Finishes EUR
	ZFIS008 Set fissaggio per bocca artt. 071-075-131-135 Fixing set for spout artt. 071-075-131-135	Finiture - Finishes EUR
	ZFIS036 Set fissaggio per bocca artt. 051-058 Fixing set for spout artt. 051-058	Finiture - Finishes EUR
	ZFIS019 Set fissaggio piantana per artt. 044-051-052-055-058 Fixing kit for side-tile artt. 044-051-052-055-058	Finiture - Finishes EUR
	ZFIS022/1 Set fissaggio per artt. 116-150 (1 pezzo) Fixing kit for bidet tap (1 piece) artt. 116-150	Finiture - Finishes EUR
	ZFIS024 Set fissaggio per artt. 090-091-095 Fixing set for artt. 090-091-095	Finiture - Finishes EUR
	ZFIS051 Set fissaggio per bocca art. 044 Fixing set for spout artt. 044	Finiture - Finishes EUR
	ZFIS079 Set fissaggio per artt. 077-078-137-138-180 Fixing set for artt. 077-078-137-138-180	Finiture - Finishes EUR
	ZFIS138 Set fissaggio per artt. 065-125 Fixing set for artt. 065-125	Finiture - Finishes EUR



		Finiture - Finishes	EUR
ZFLO001	Flessibile 1/2" x 1/2" 150 cm doppia aggraffatura e calotta conica per artt. 001-023-025-027-168D 1/2" x 1/2" flexible hose 150 cm double interlock and conical nut for artt. 001-023-025-027-168D	CR GF BR RM	
ZFLO002	Flessibile 1/2" x 1/2" 200 cm doppia aggraffatura e calotta conica 1/2" x 1/2" flexible hose 200 cm double interlock and conical nut	CR GF BR RM	
ZFLO003	Flessibile 1/2" x 1/2" l. 1000 mm per artt. 024-026 1/2" x 1/2" l. 1000 mm flexible hose for artt. 024-026	CR	



		Finiture - Finishes	EUR
ZFLX001	Set 2 flex inox M10x1 F3/8" x 350 mm con guarnizioni per artt. 065-071-075-077-078-125-131-135-137-138-180 Set of 2 stainless steel hoses 350 mm M10x1 F3/8" with gaskets for artt. 065-071-075-077-078-125-131-135-137-138-180	CR	
ZFLX019	Set 2 flex inox F1/2" x 130 mm con guarnizioni per artt. 051-052-055-057-058 Set of 2 stainless steel hoses F1/2" x 130 mm with gaskets for artt. 051-052-055-057-058	CR	










		Finiture - Finishes	EUR
ZFLX055	Set flex inox batteria bordo vasca artt. 042-044 (4 pz) Set of 4pcs inox flex for artt. 042-044	CR	



		Finiture - Finishes	EUR
ZMAN005	Maniglia completa IRIS IRIS complete handle	CR CO CC CG GF BR RM	
ZACC095	Vite 3/16 per maniglia IRIS vitone standard IRIS handle 3/16 screw, standard headpart		
ZACC096	Vite 4MA per maniglia IRIS vitone ceramico IRIS handle 4MA screw, ceramic disc valve		



		Finiture - Finishes	EUR
ZMAN029	Leva deviatore per gruppo vasca artt. 022-023 Diverter lever for bath/shower mixer artt. 022-023	CR CO CC CG GF BR RM	
ZMAN059	Leva deviatore per gruppo vasca artt. 026-027 Diverter lever for bath/shower mixer artt. 026-027	CR CO CC CG GF BR RM	

		Finiture - Finishes	EUR
	ZMAN030	Leva deviatore per gruppo vasca artt. 024-025 Diverter lever for bath/shower mixer artt. 024-025	CR CO CC CG GF BR RM
	ZMAN031	Parti esterne per centrale gruppo incasso art. 001 External parts for concealed mixer art. 001	CR CO CC CG GF BR RM
	ZMAN056	Maniglia completa VIOLA VIOLA complete handle	CR CO CC CG GF BR RM
	ZACC095	Vite 3/16 per maniglia VIOLA vitone standard VIOLA handle 3/16 screw, standard headpart	
	ZACC096	Vite 4MA per maniglia VIOLA vitone ceramico VIOLA handle 4MA screw, ceramic disc valve	
	ZPLA001	Placchetta per maniglia IRIS Plate for IRIS handle	CR GF BR RM
	ZPLA021..F	Placchetta "cold" (freddo) maniglia VIOLA Cold" cap for VIOLA handle	CRF GFF BRF RMF
	ZPLA021..C	Placchetta "hot" (caldo) maniglia VIOLA Hot" cap for VIOLA handle	CRC GFC BRC RMC
	ZRAC008	Raccordo M1/2" x F1/2" con valvolina antiritorno Ø15 mm + guarnizione per artt. 001-024-025 M1/2" x F1/2" connection with check-valve Ø15 mm + gasket for artt. 001-024-025	CR GF BR RM
	ZRAC101	Raccordo 1/2" per artt. 168-168D 1/2" connection for artt. 168-168D	CR GF BR RM



ZRAC102 Raccordo 3/4" per art. 161
3/4" spout connection for art. 161

Finiture - Finishes **EUR**
CR
GF
BR
RM



ZSED002 Sede per gruppi a muro
Seat for wall mounted mixers

Finiture - Finishes **EUR**
CR



ZSET005 Set OR + anello tagliato per canna Ø 18 mm per artt. 057-077-078-091-137-138-161-180-184-200
Kit of OR + cut ring for Ø 180 mm spout for artt. 057-077-078-091-137-138-161-180-184-200

Finiture - Finishes **EUR**



ZVIT001 Vitone dischi ceramici 90° dx per artt. IRV / VLV
90° ceramic disc valve, right for artt. IRV / VLV

Finiture - Finishes **EUR**



ZVIT028 Cartuccia deviatore Ø 35 mm per artt. 042-044-ZDEV083
Diverter cartridge Ø35 for artt. 042-044-ZDEV083

Finiture - Finishes **EUR**

quattro

PERSONALITÀ

Rubinetto a 2 maniglie dallo stile unico, la serie QUATTRO ha un design semplice e pulito, senza fronzoli. La sua personalità discreta ma decisa risulta inconfondibile, per rendere questa gamma di prodotti protagonista in qualsiasi ambiente. La caratteristica maniglia a croce trasforma un rubinetto dalla parvenza semplice in un prodotto di grande eleganza, sia nella versione monoforo che in quella classica a 3 fori, in grado di impreziosire col suo tocco in più qualsiasi arredamento.

PERSONALITY

Two-handle faucets with a unique style, QUATTRO series has a clean and simple design. Its personality discreet but unmistakable makes this range of products a protagonist in any environment. The special cross handle makes of an apparently simple tap an article of great elegance, both in the one-hole that in the classic 3-hole version, able to embellish with its special touch any decor.



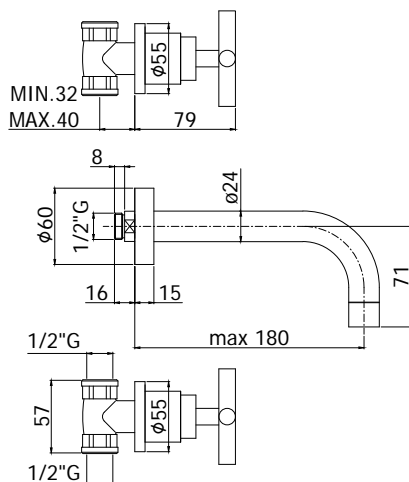
FINITURE FINISHES

La serie **QUATTRO** è disponibile nelle seguenti finiture:
QUATTRO range is available in the following finishes:

CR cromato
chrome plated

La serie Quattro è disponibile **solo con vitone ceramico**
Quattro range is available **with ceramic disc valve only**

quattro



Batteria incasso lavabo 3 fori completo di:

- piastre per rubinetti - Ø55 mm
- piastra per bocca - Ø60 mm
- attacchi 1/2"G

Three-hole concealed basin mixer complete with:

- wall plates for built-in taps - Ø55mm
- wall plate for spout - Ø60mm
- 1/2"G connections

QTV 003..
con bocca e aeratore M22x1 - l.175mm
with spout and aerator M22x1 - l. 175mm

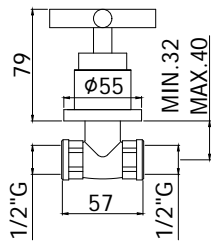
Finiture - Finishes **EUR**
CR

QTV 008..
con bocca e aeratore M22x1 - l.245mm
with spout and aerator M22x1 - l. 245mm

CR



ZPRO 020..
Prolunga per artt. 003-008
• H13mm
Extension for artt. 003-008
• H13mm



Rubinetto incasso completo di:

- piastra Ø55 mm
- attacchi 1/2"G

Built-in tap complete with:

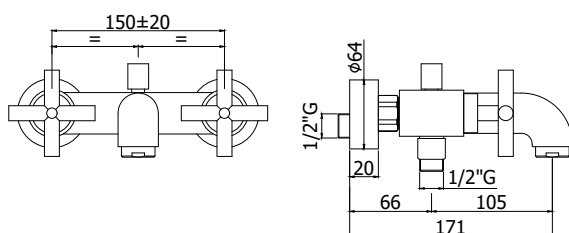
- wall plate Ø55mm
- 1/2"G connections

QTV 010..
con 1 entrata - 1 uscita
with 1 inlet - 1 outlet

Finiture - Finishes **EUR**
CR



ZPRO 020..
Prolunga per art. 010
• H13mm
Extension for art. 010
• H13mm



Gruppo vasca/doccia con deviatore completo di:

- aeratore M28x1
- set 2 eccentrici 1/2"x3/4"G e rosoni

Traditional bath/shower mixer with diverter complete with:

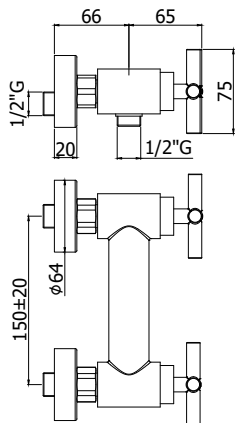
- aerator M28x1
- set of 2 S-wall-unions 1/2"x3/4"G and wall-plates

QTV 022..
senza set doccia
without shower set

Finiture - Finishes **EUR**
CR

QTV 023..
con supporto a muro snodato in metallo
• con doccia e flessibile
with metal joint wall bracket
• with hand-shower and flexible hose

CR

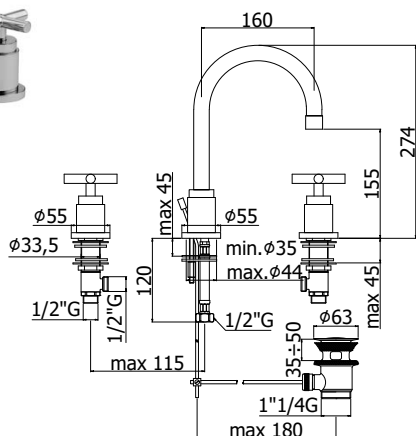


Gruppo doccia completo di:
 • attacco inferiore 1/2" G
 • set 2 eccentrici 1/2"x3/4" G e rosoni
 Wall mounted shower mixer complete with:
 • 1/2" G lower connection
 • set of 2 S-wall-unions 1/2"x3/4" G and wall-plates

QTV 168.. **Finiture - Finishes** **EUR**
 senza set doccia **CR**
 without shower set

QTV 168D.. **CR**
 con supporto a muro snodato in metallo
 • con doccia e flessibile
 with metal joint wall bracket
 • with hand-shower and flexible hose

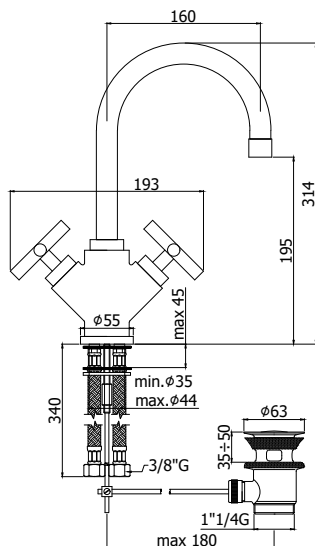
QTV 168R.. **CR**
 con attacco superiore 3/4" G
 with 3/4" G upper connection



Batteria lavabo con bocca orientabile completa di:
 • aeratore F22x1
 • set 2 flessibili inox 1/2" G
 3-hole wash basin mixer with swivelling spout complete with:
 • aerator F22x1
 • set of 2 stainless steel hoses 1/2" G

QTV 052.. **Finiture - Finishes** **EUR**
 senza scarico **CR**
 without pop up waste

QTV 055.. **CR**
 con scarico automatico 1"1/4 G
 with 1"1/4 G pop up waste



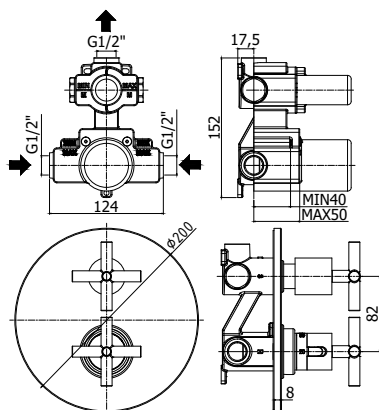
Monoforo lavabo con canna orientabile completo di:
 • aeratore M22x1
 • set 2 flessibili inox 3/8" G
 One-hole wash basin mixer with swivelling spout complete with:
 • aerator M22x1
 • set of 2 stainless steel hoses 3/8" G

QTV 078.. **Finiture - Finishes** **EUR**
 senza scarico **CR**
 without pop up waste

QTV 077.. **CR**
 con scarico automatico 1"1/4 G
 with 1"1/4 G pop up waste

quattro

termostatico - thermostatic



Miscelatore termostatico incasso doccia (1 uscita) completo di:

- piastra in metallo Ø200mm
- attacchi 1/2" G

Concealed thermostatic shower mixer (1 outlet) complete with:

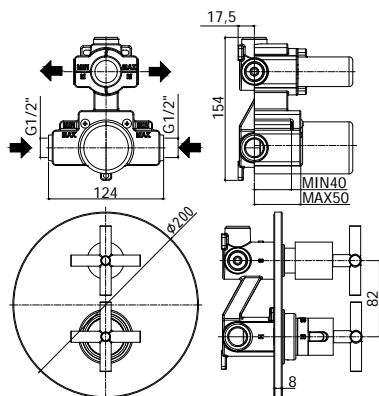
- metal wall plate Ø200mm
- 1/2" G connections

QTV 013.. **Finiture - Finishes** **EUR**
 senza deviatore (1 uscita + stop) **CR**
 without diverter (1 outlet + stop)



ZPRO 076..
 Prolunga per artt. 013 **CR**
 • H20mm
 Extension for artt. 013
 • H20mm

termostatico - thermostatic



Miscelatore termostatico incasso doccia (2 uscite) completo di:

- piastra in metallo Ø200mm
- attacchi 1/2" G

Concealed thermostatic shower mixer (2 outlets) complete with:

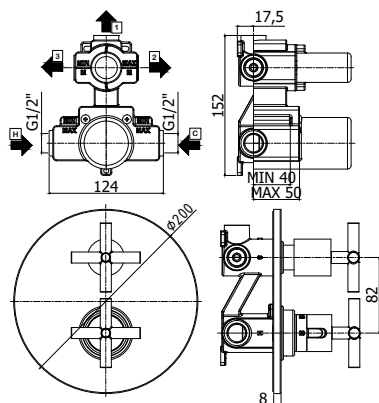
- metal wall plate Ø200mm
- 1/2" G connections

QTV 018.. **Finiture - Finishes** **EUR**
 con cartuccia deviatore (2 uscite + stop) **CR**
 with diverter cartridge (2 outlets + stop)



ZPRO 077..
 Prolunga per artt. 018-019 **CR**
 • H20mm
 Extension for artt. 018-019
 • H20mm

termostatico - thermostatic



Miscelatore termostatico incasso doccia (3 uscite) completo di:

- piastra in metallo Ø200mm
- attacchi 1/2" G

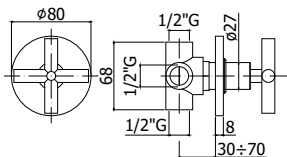
Concealed thermostatic shower mixer (3 outlets) complete with:

- metal wall plate Ø200mm
- 1/2" G connections

QTV 019.. **Finiture - Finishes** **EUR**
 con cartuccia deviatore (3 uscite + 3 **CR**
 posizioni intermedie con stop)
 with diverter cartridge (3 outlets + 3 stop
 intermediate positions)



ZPRO 077..
 Prolunga per artt. 018-019 **CR**
 • H20mm
 Extension for artt. 018-019
 • H20mm



Deviatore incasso Minimal completo di:

- piastra in metallo Ø80 mm
- maniglia QUATTRO
- attacchi 1/2" G

Minimal concealed diverter complete with:

- metal wall plate Ø80mm
- QUATTRO handle
- 1/2" G connections

ZDEV 079.. QTV QUATTRO

con 2 entrate - 2 uscite
with 2 inlets - 2 outlets

Finiture - Finishes EUR
CR

ZVIT 112

Cartuccia deviatore Ø26 mm per art. ZDEV079..QTV

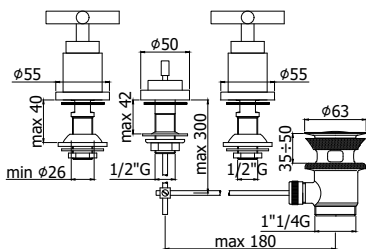
Diverter cartridge Ø26 mm for art. ZDEV079..QTV

ZPRO 063

Prolunga per artt. ZDEV079..QTV - H30mm

Extension for artt. ZDEV079..QTV - H30mm

CR



Batteria bidet completo di:

- attacchi 1/2" G

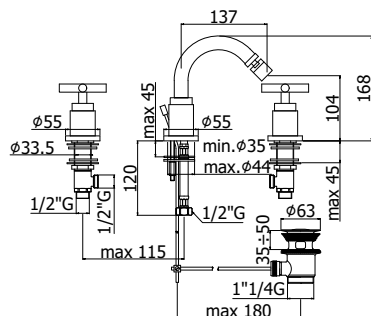
3-hole bidet mixer complete with:

- 1/2" G connections

QTV 116..

con scarico automatico 1"1/4 G
with 1"1/4 G pop up waste

Finiture - Finishes EUR
CR



Batteria bidet con canna orientabile completa di:

- aeratore M22x1
- set 2 flessibili inox 1/2" G

3-hole bidet mixer with swivelling spout complete with:

- aerator M22x1
- set of 2 stainless steel hoses 1/2" G

QTV 119..

senza scarico
without pop up waste

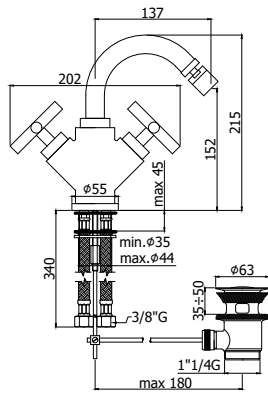
Finiture - Finishes EUR
CR

QTV 118..

con scarico automatico 1"1/4 G
with 1"1/4 G pop up waste

CR

quattro



Monoforo bidet con canna orientabile completo di:

- aeratore M22x1
- set 2 flessibili inox 3/8"G

One-hole bidet mixer with swivelling spout complete with:

- aerator M22x1
- set of 2 stainless steel hoses 3/8"G

QTV 138..

Finiture - Finishes

EUR

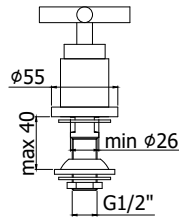
senza scarico
without pop up waste

CR

QTV 137..

con scarico automatico 1"1/4G
with 1"1/4G pop up waste

CR



Rubinetto bidet completo di:

- attacco 1/2"G

Tap for bidet complete with:

- 1/2"G connection

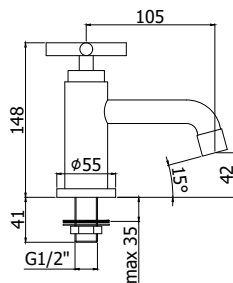
QTV 150..

Finiture - Finishes

EUR

per art. 116
for art. 116

CR



Rubinetto lavabo completo di:

- aeratore M22x1
- attacco 1/2"G

Basin tap complete with:

- aerator M22x1
- 1/2"G connection

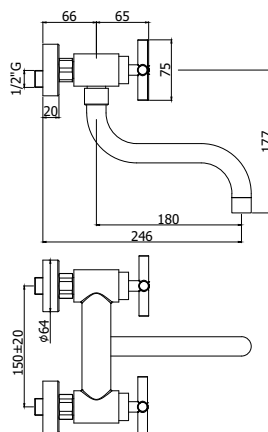
QTV 090..

Finiture - Finishes

EUR

Rubinetto lavabo (solo acqua fredda)
Basin tap (cold water only)

CR



Gruppo lavello a muro con canna orientabile completo di:

- aeratore M22x1
- set 2 eccentrici 1/2"x3/4"G e rosoni

Wall sink mixer bridge model with swivelling spout complete with:

- aerator M22x1
- set of 2 S-wall-unions 1/2"x3/4"G and wall-plates

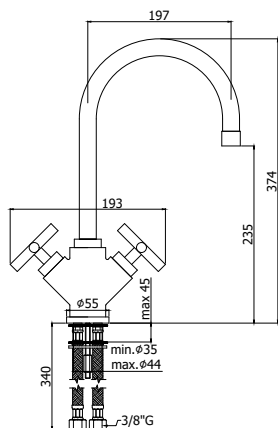
QTV 161..

Finiture - Finishes

EUR

con canna "S" - 180mm
with "S" spout - 180mm

CR



Miscelatore lavello monoforo con canna orientabile completo di:

- aeratore M22x1
- set 2 flessibili inox 3/8"G

One-hole sink mixer with swivelling spout complete with:

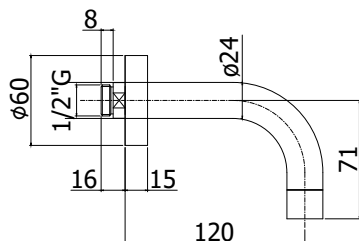
- aerator M22x1
- set of 2 stainless steel hoses 3/8"G

QTV 180..

Finiture - Finishes **EUR**

con canna tubo - 197mm
with tube spout - 197mm

CR



Bocca a muro per **lavabo** completa di:

- aeratore M22x1
- piastra in metallo Ø60mm
- con attacco 1/2"G

Wall spout for **basin mixer** complete with:

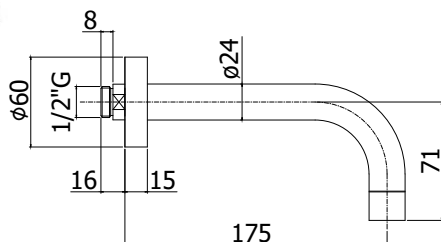
- aerator M22x1
- metal wall plate Ø60mm
- with 1/2" connection

ZBOC 100.. QUATTRO

Finiture - Finishes **EUR**

Ø24 con lunghezza l. 120mm
Ø24 with length l. 120mm

CR



Bocca a muro per **lavabo** completa di:

- aeratore M22x1
- piastra in metallo Ø60mm
- con attacco 1/2"G

Wall spout for **basin mixer** complete with:

- aerator M22x1
- metal wall plate Ø60mm
- with 1/2" connection

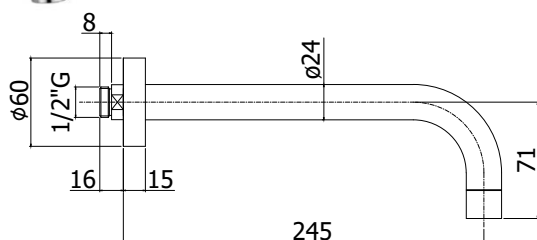
ZBOC 041.. QUATTRO

Finiture - Finishes **EUR**

Ø24 con lunghezza l. 175mm

- per art. 003
- Ø24 with length l. 175mm
- for art. 003

CR



Bocca a muro per **lavabo** completa di:

- aeratore M22x1
- piastra in metallo Ø60mm
- con attacco 1/2"G

Wall spout for **basin mixer** complete with:

- aerator M22x1
- metal wall plate Ø60mm
- with 1/2" connection

ZBOC 042.. QUATTRO

Finiture - Finishes **EUR**








Ø24 con lunghezza l. 245mm

- per art. 008
- Ø24 with length l. 245mm
- for art. 008






CR

* I ricambi per i miscelatori termostatici sono nella collezione termostatici

* Spare parts for thermostatic mixers are in the thermostatic collection

		Finiture - Finishes	EUR
	ZACC146 Valvolina antiritorno Ø15 mm per artt. ZDEV062..V-ZRAC022 Check-valve Ø15 mm for artt. ZDEV062..V-ZRAC022		
	ZACC323 Base completa per bocca + basetta + set fissaggio + set flex F1/2" cm. 13 (2 pz.) per artt. 055-118 Complete base for spout + ring base + fixing kit + set of 2pcs flex F1/2" cm.13 for artt. 055-118	CR	EUR
ZACC323..TC	Base senza scarico per bocca + basetta + set fissaggio + set flex F1/2" cm. 13 (2 pz.) per artt. 052-119 Base without pop up waste for spout + ring base + fixing kit + set of 2pcs flex F1/2" cm.13 for artt. 052-119	CR	
	ZAER003 Aeratore completo Ø 28x1M per artt. 022-023-026 Complete aerator Ø 28x1M for artt. 022-023-026	CR	EUR
	ZAER033 Aeratore completo Ø 22x1F per artt. 003-008-052-055-077-078-090-118-119-137-138-161-180 / ZBOC041-042-100 Complete aerator Ø 22x1F for artt. 003-008-052-055-077-078-090-118-119-137-138-161-180 / ZBOC041-042-100	CR	EUR
	ZAER034 Snodo M22x1 con aeratore per artt. 118-119-137-138 Joint with aerator M22x1 for artt. 118-119-137-138	CR	EUR
	ZAST046 Asta pomolo snodino Ø4 mm piegata per artt. 055-077-118-137 Bent rod Ø 4 mm with knob for artt. 055-077-118-137	CR	EUR
ZAST033	Comando scarico batteria bidet completo per art. 116 Rod with handle for three-hole bidet mixer for art. 116	CR	
	ZBAS032 Basetta con O.R. per tutti gli articoli serie Quattro Base with O.R. for all Quattro range articles	CR	EUR

	ZCAL009 Calotta per gruppi a parete Nut for wall mounted traditional mixers	Finiture - Finishes EUR CR
	ZCANA060 Canna completa per art. 180 Complete spout for art. 180	Finiture - Finishes EUR CR
	ZCANA061 Canna completa per art. 161 Complete spout for art. 161	Finiture - Finishes EUR CR
	ZCANA062 Canna completa per artt. 052-055-077-078 Complete spout for artt. 052-055-077-078	Finiture - Finishes EUR CR
	ZCANA063 Canna completa per artt. 118-119-137-138 Complete spout for artt. 118-119-137-138	Finiture - Finishes EUR CR
	ZCAP030 Cappuccio per artt. 003-008-010-116-150 Cap for artt. 003-008-010-116-150	Finiture - Finishes EUR CR
	ZCAP031 Cappuccio per artt. 003-008-010-052-055-116-118-119-150 Cap for artt. 003-008-010-052-055-116-118-119-150	Finiture - Finishes EUR CR
	ZCAP032 Cappuccio piantana per artt. 052-055-118-119 Cap for side for artt. 052-055-118-119	Finiture - Finishes EUR CR

		<u>Finiture - Finishes</u>	<u>EUR</u>
	ZCAP033 Cappuccetto per artt. 022-023-077-078-090-137-138-161-168-168D-168R-180 Cap for artt. 022-023-077-078-090-137-138-161-168-168D-168R-180	CR	
	ZCAP039 Cappuccio in metallo con guarnizione per bocca a muro per artt. 003-008 / ZBOC041-042-100 Metal wall cap with gasket for spout for artt. 003-008 / ZBOC041-042-100	CR	
	ZDEV062.. V Deviatore con valvolina antiritorno per miscelatore vasca esterno per artt. 022-023 Diverter with check-valve for bath/shower mixer for artt. 022-023	CR	
	ZDOC 032.. Doccia BIRILLO (monogetto) in ABS per artt. 023-168D BIRILLO ABS hand-shower (single spray) for artt. 023-168D	CR	
	ZECC029 Eccentrico con rosone per gruppi a parete Adjustable centre for wall mounted traditional mixers	CR	
	ZFIS006 Set fissaggio per corpo batteria artt. 052-055-118-119 Fixing kit for artt. 052-055-118-119 ZFIS043 Set fissaggio per artt. 077-078-137-138-180 Fixing kit for artt. 077-078-137-138-180		
	ZFIS019/QTV Fissaggio completo piantane per artt. 052-055 Complete fixing kit for side-tile for artt. 052-055		
	ZFIS022/1 Set fissaggio rubinetto bidet (1 pezzo) artt. 116-150 Fixing kit for bidet tap (1 piece) artt. 116-150		

Finiture - Finishes **EUR**



ZFIS024 Set fissaggio per art. 090
Fixing set for art. 090

Finiture - Finishes **EUR**



ZFLO001 Flessibile 1/2"x1/2" mm.1500 con calotta conica doppia aggraffatura per artt. 023-168D
Double fastened longlife metal flexible hose 1/2"x1/2" mm.1500 with conical nut for artt. 023-168D

CR

Finiture - Finishes **EUR**



ZFLX001 Set flex inox M10X1 F3/8" cm. 35 con guarnizione (2 pz.) per artt. 077-078-137-138-180
M10x1 F3/8" cm.35 inox connection flexible tube for artt. 077-078-137-138-180

CR

ZFLX019 Set flex inox F1/2" cm. 13 (2 pz.) con batteria lavabo per artt. 052-055-118-119
Set of 2pcs inox flex F1/2" cm.13 for artt. 052-055-118-119

CR

Finiture - Finishes **EUR**



ZMANV057 Maniglia Quattro nuda
Quattro handle body

CR
CRB
CRR

14,00
14,00

ZACC210 Vite M4X25 lunga per vitone ceramico
M4X25 screw handle for ceramic disc valve

ZPLA038CR Placchetta maniglia Quattro neutra
Cap for Quattro handle without colour specification

CR

ZPLA038CRB Placchetta maniglia Quattro blu
Cap with blue index for Quattro handle

CRB

ZPLA038CRR Placchetta maniglia Quattro rossa
Cap with red index for Quattro handle

CRR

Finiture - Finishes **EUR**



ZRAC022 Raccordo 1/2" per artt. 168-168D
1/2" connection for artt. 168-168D

CR

Finiture - Finishes **EUR**



ZRAC084 Raccordo 3/4" con OR per artt. 168R
3/4" connection with OR for artt. 168R


CR

Finiture - Finishes **EUR**



ZRAC131 Raccordo 3/4" per artt. 161
3/4" spout connection for artt. 161

CR



ZSED003 Sede per gruppi a parete
Wall mounted mixers seat

Finiture - Finishes **EUR**
CR



ZVIT001 Vitone dischi ceramici 90° dx
1/4 clockwise turn ceramic disc valve

Finiture - Finishes **EUR**

danubio

POPOLARE

Tra le serie di rubinetteria a 2 maniglie della gamma Paffoni, la serie DANUBIO è quella che ancora oggi gode sicuramente di maggior popolarità.

La sua linea pulita si unisce alla forma semplice e snella della bocca per creare un articolo di facile utilizzo in qualsiasi ambiente. La gamma articoli è varia e completa, tutti disponibili nella finitura cromata.

POPULAR

Among Paffoni two-handle faucets series, DANUBIO range is definitely the one that still meets the most popularity. Its clean line combined with the simple and sum shape of the spout creates an article easy to use in any environment. The range of items is varied and complete, all available in chrome finish.

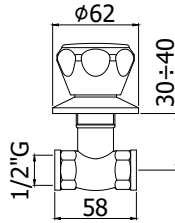


danubio

FINITURE FINISHES

La serie **DANUBIO** è disponibile nelle seguenti finiture:
DANUBIO range is available in the following finishes:

CR cromato
 chrome plated



Rubinetto incasso completo di:
 • piastra Ø62 mm
 Built-in tap complete with:
 • wall plate Ø62 mm

DA 010..
 con 1 entrata - 1 uscita
 • con attacchi 1/2"G
 with 1 inlet - 1 outlet
 • with 1/2"G connections

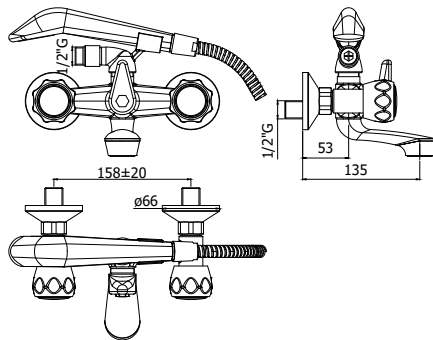
Finiture - Finishes **EUR**
 CR

DA 012..
 con 1 entrata - 1 uscita
 • con attacchi 3/4"G
 with 1 inlet - 1 outlet
 • with 3/4"G connections

CR



ZPRO 025..
 Prolunga per artt. 010-012
 • H19mm
 Extension for artt. 010-012
 • H19mm



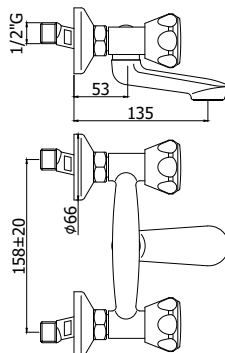
Gruppo vasca/doccia con deviatore completo di:
 • rompigetto
 • forcella
 • doccia Danubio
 • set 2 eccentrici 1/2"x3/4"G e rosoni
 Traditional bath/shower mixer with diverter complete with:
 • anti splash
 • fork
 • Danubio hand-shower
 • set of 2 S-wall-unions 1/2"x3/4"G and wall-plates

DA 024..
 con flessibile 1000 mm
 with 1000 mm flexible hose

Finiture - Finishes **EUR**
 CR

DA 025..
 con flessibile 1500 mm
 • con supporto a muro snodato normale
 with 1500 mm flexible hose
 • with standard swivelling wall bracket

CR

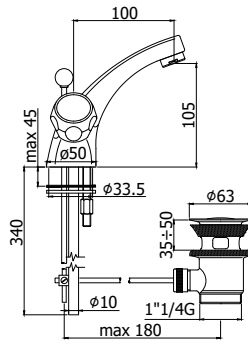


Gruppo vasca completo di:
 • rompigetto
 • set 2 eccentrici 1/2"x3/4"G e rosoni
 Bath mixer complete with:
 • anti splash
 • set of 2 S-wall-unions 1/2"x3/4"G and wall-plates

DA 028..
 senza deviatore
 without diverter

Finiture - Finishes **EUR**
 CR

danubio



Monoforo lavabo completo di:

- rompigitto M24x1
- tubetti rame

One-hole wash basin mixer complete with:

- anti-splash M24x1
- copper pipes

DA 070..

Finiture - Finishes EUR

con scarico automatico 1"G

- senza attacco catenella
- with 1"G pop up waste
- without chain holder

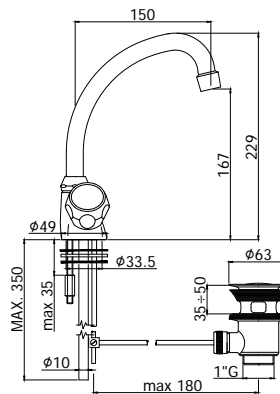
CR

DA 075..

con scarico automatico 1"1/4G

- senza attacco catenella
- with 1"1/4G pop up waste
- without chain holder

CR



Monoforo lavabo con canna orientabile completo di:

- rompigitto M22x1
- tubetti rame

One-hole wash basin mixer with swivelling spout complete with:

- anti-splash M22x1
- copper pipes

DA 072..

Finiture - Finishes EUR

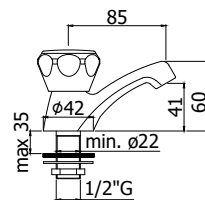
con scarico automatico 1"G

- con canna "C" - Ø18x150mm

with 1"G pop up waste

- with "C" spout - Ø18x150mm

CR



Rubinetto lavabo completo di:

- rompigitto
- attacco 1/2"G

Basin tap complete with:

- anti splash
- 1/2"G connection

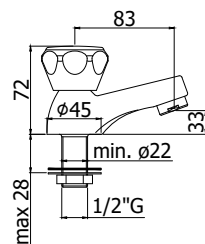
DA 090..

Finiture - Finishes EUR

Rubinetto lavabo (solo acqua fredda)

Basin tap (cold water only)

CR



Rubinetto lavabo Lusso completo di:

- aeratore M24x1
- attacco 1/2"G

Luxury basin tap complete with:

- aerator M24x1
- 1/2"G connection

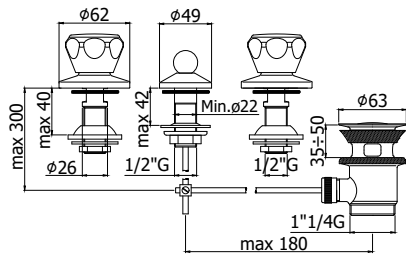
DA 093..

Finiture - Finishes EUR

Rubinetto lavabo (solo acqua fredda)

Basin tap (cold water only)

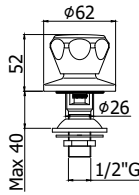
CR



Batteria bidet completa di:
 • attacchi 1/2"G
 3-hole bidet mixer complete with:
 • 1/2"G connections

DA 116..
 con scarico automatico 1"1/4G
 with 1"1/4G pop up waste

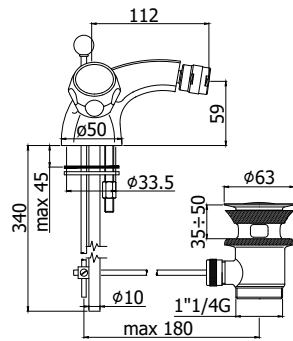
Finiture - Finishes **EUR**
 CR



Rubinetto bidet completo di:
 • attacco 1/2"G
 Tap for bidet complete with:
 • 1/2"G connection

DA 150..
 per art. 116
 for art. 116

Finiture - Finishes **EUR**
 CR



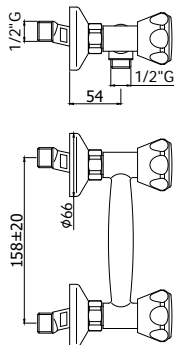
Monoforo bidet completo di:
 • rompigetto M24x1
 • tubetti rame
 One-hole bidet mixer complete with:
 • anti-splash M24x1
 • copper pipes

DA 131..
 senza scarico
 without pop up waste
 • with chain holder

DA 135..
 con scarico automatico 1"1/4G
 with 1"1/4G pop up waste
 • without chain holder

Finiture - Finishes **EUR**
 CR

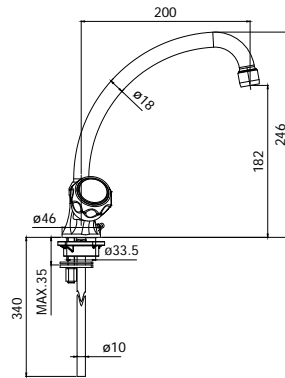
CR



Gruppo doccia completo di:
 • attacco inferiore 1/2"G
 • set 2 eccentrici 1/2"x3/4"G e rosoni
 Wall mounted shower mixer complete with:
 • 1/2"G lower connection
 • set of 2 S-wall-unions 1/2"x3/4"G and wall-plates

DA 168..
 senza set doccia
 without shower set

Finiture - Finishes **EUR**
 CR



Miscelatore livello monoforo con canna orientabile completo di:

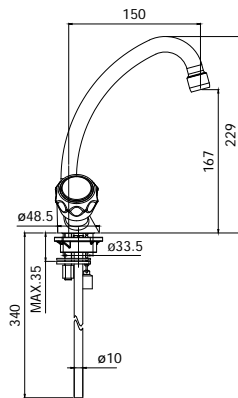
- rompigitto M22x1
- tubetti rame
- attacco catenella

One-hole sink mixer with swivelling spout complete with:

- anti-splash M22x1
- copper pipes
- chain holder

DA 074.. **Finiture - Finishes** **EUR**
 con canna "C" - Ø18x150mm
 with "C" spout - Ø18x150mm
CR

DA 078..
 con canna "C" - Ø18x200mm
 with "C" spout - Ø18x200mm
CR



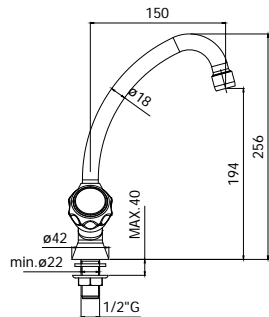
Miscelatore livello monoforo con canna orientabile completo di:

- rompigitto M22x1
- tubetti rame
- attacco catenella e peso

One-hole sink mixer with swivelling spout complete with:

- anti-splash M22x1
- copper pipes
- chain holder and weight

DA 076.. **Finiture - Finishes** **EUR**
 con canna "C" - Ø18x150mm
 with "C" spout - Ø18x150mm
CR



Rubinetto livello con canna orientabile completo di:

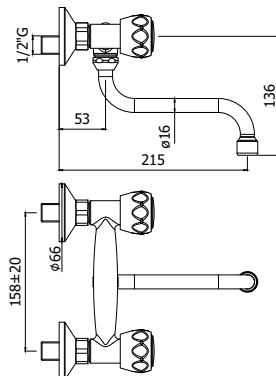
- rompigitto M22x1
- attacco 1/2"G

Sink tap with swivelling spout complete with:

- anti-splash M22x1
- 1/2"G connection

DA 091.. **Finiture - Finishes** **EUR**
 con canna "C" - Ø18x150mm
 with "C" spout - Ø18x150mm
CR

DA 092..
 con canna "C" - Ø18x200mm
 with "C" spout - Ø18x200mm
CR



Gruppo livello a muro con canna orientabile completo di:

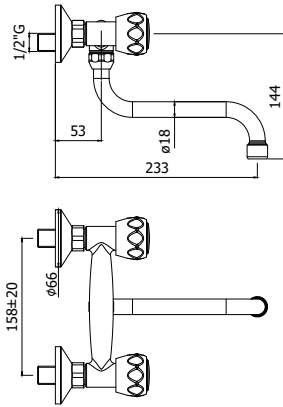
- rompigitto M22x1
- set 2 eccentrici 1/2"x3/4"G e rosoni

Wall sink mixer bridge model with swivelling spout complete with:

- anti-splash M22x1
- set of 2 S-wall-unions 1/2"x3/4"G and wall-plates

DA 161.. **Finiture - Finishes** **EUR**
 con canna "S" - Ø16x160mm
 with "S" spout - Ø16x160mm
CR

DA 162..
 con canna "S" - Ø16x250mm
 with "S" spout - Ø16x250mm
CR



Gruppo lavello a muro con canna orientabile completo di:

- rompigetto M22x1
- set 2 eccentrici 1/2"x3/4"G e rosoni

Wall sink mixer bridge model with swivelling spout complete with:

- anti-splash M22x1
- set of 2 S-wall-unions 1/2"x3/4"G and wall-plates

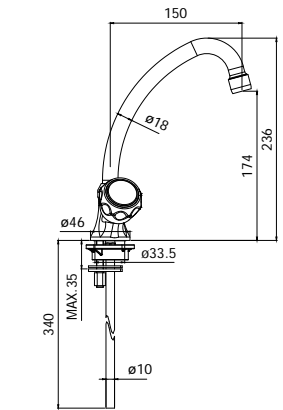
DA 170..

Finiture - Finishes

EUR

con canna "S" - Ø18x180mm
with "S" spout - Ø18x180mm

CR



Miscelatore lavello monoforo con canna orientabile completo di:

- rompigetto M22x1
- tubetti rame

One-hole sink mixer with swivelling spout complete with:

- anti-splash M22x1
- copper pipes

DA 180..

Finiture - Finishes

EUR

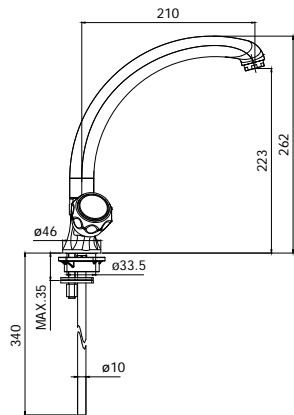
con canna "C" - Ø18x150mm
with "C" spout - Ø18x150mm

CR

DA 181..

CR

con canna "C" - Ø18x200mm
with "C" spout - Ø18x200mm



Miscelatore lavello monoforo con canna orientabile completo di:

- rompigetto M24x1
- tubetti rame

One-hole sink mixer with swivelling spout complete with:

- anti-splash M24x1
- copper pipes

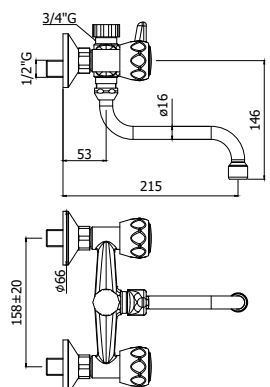
DA 182..

Finiture - Finishes

EUR

con canna tubo - 210mm
with tube spout - 210mm

CR



Gruppo lavello a muro con canna orientabile completo di:

- deviatore
- rompigetto M22x1
- attacco lavatrice 3/4"G
- attacchi a muro 1/2"G

Wall sink mixer bridge model with swivelling spout complete with:

- diverter
- anti-splash M22x1
- 3/4"G dishwasher machine connection
- 1/2"G wall connections

DA 169..

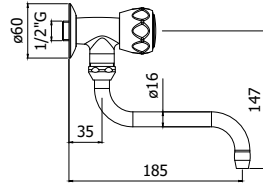
Finiture - Finishes

EUR

con canna "S" - Ø16x160mm
with "S" spout - Ø16x160mm

CR

danubio



Rubinetto snodo con canna orientabile completo di:

- rosone - Ø60mm
- attacco 1/2"G

Wall sink with swivelling spout complete with:

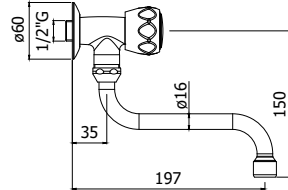
- wall plate - Ø60mm
- 1/2"G connection

DA 200..

Finiture - Finishes **EUR**
CR

con canna "S" - Ø16x150mm

- senza rompigitto
- with "S" spout - Ø16x150mm
- without anti-splash



Rubinetto snodo con canna orientabile completo di:

- rompigitto M22x1
- rosone - Ø60mm
- attacco 1/2"G

Wall sink with swivelling spout complete with:

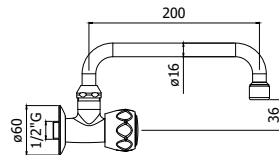
- anti-splash M22x1
- wall plate - Ø60mm
- 1/2"G connection

DA 202..

Finiture - Finishes **EUR**
CR

con canna "S" - Ø16x160mm

with "S" spout - Ø16x160mm



Rubinetto snodo con canna orientabile completo di:

- rompigitto M22x1
- rosone - Ø60mm
- attacco 1/2"G

Wall sink with swivelling spout complete with:

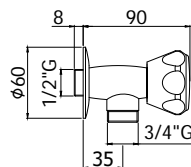
- anti-splash M22x1
- wall plate - Ø60mm
- 1/2"G connection

DA 205..

Finiture - Finishes **EUR**
CR

con canna "U" - Ø16x200mm

with "U" spout - Ø16x200mm



Rubinetto snodo completo di:

- rosone - Ø60mm

Wall sink tap complete with:

- wall plate - Ø60mm

DA 206..

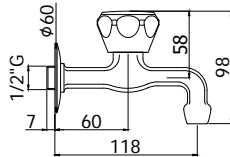
Finiture - Finishes **EUR**
CR

con attacco a muro 1/2"G

• con attacco inferiore 3/4"G

with 1/2" wall connection

• with 3/4"G lower connection



Rubinetto prolungatissimo completo di:

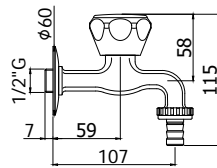
- rosone - Ø60mm
- attacco 1/2" G

Long wall tap complete with:

- wall plate - Ø60mm
- 1/2" G connection

DA 209..
 senza rompigetto
 without anti-splash

Finiture - Finishes **EUR**
 CR



Rubinetto completo di:

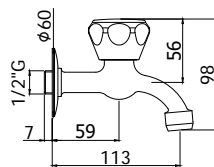
- rosone - Ø60mm

Wall tap complete with:

- wall plate - Ø60mm

DA 211..
 con portagomma
 • con attacchi 1/2" G x 3/4" G
 with hose connection
 • with 1/2" G x 3/4" G connections

Finiture - Finishes **EUR**
 CR



Rubinetto prolungatissimo completo di:







- rosone - Ø60mm
- attacco 1/2" G












Long wall tap complete with:

- wall plate - Ø60mm
- 1/2" G connection

DA 213..
 con rompigetto M22x1
 with anti-splash M22x1

Finiture - Finishes **EUR**
 CR

			<u>Finiture - Finishes</u>	<u>EUR</u>
	ZACC146	Valvolina antiritorno Ø15 mm per artt. 024-025-168-922-923 / ZRAC008-ZRAC101 Check-valve Ø15 mm for artt. 024-025-168-922-923 / ZRAC008-ZRAC101		
	ZAER002	Aeratore Ø 24x1M per art. 093 Aerator Ø 24x1M for art. 093	<u>Finiture - Finishes</u> CR	<u>EUR</u>
	ZAER009	Rompigetto Ø 22x1F per artt. 072-074-076-078-091-092-161-162-169-170-180-181-202-205-213 Ø 22x1F anti-splash for artt. 072-074-076-078-091-092-161-162-169-170-180-181-202-205-213	CR	
	ZAER010	Rompigetto Ø 24x1M per artt. 052-053-055-056-071-075-131-135-182 Ø 24x1M anti-splash for artt. 052-053-055-056-071-075-131-135-182	CR	
	ZAER016	Rompigetto in ABS per vela gruppo vasca per artt. 024-025-028-922-923 ABS anti-splash for bath/shower mixer spout for artt. 024-025-028-922-923		
	ZAER017	Rompigetto in ABS per art. 090 ABS anti-splash for art. 090		
	ZAST001	Comando scarico completo per art. 116 Knob + rod for art. 116	<u>Finiture - Finishes</u> CR	<u>EUR</u>
	ZAST005	Asta completa Ø4 mm per artt. 075-135 Complete rod Ø4 mm for artt. 075-135	<u>Finiture - Finishes</u> CR	<u>EUR</u>
	ZAST013	Asta completa Ø5 mm per artt. 055-056 Complete rod Ø5 mm for artt. 055-056	CR	
	ZAST023	Snodo in ABS per asta scarico ABS articulation for rod connection		
	ZAST024	Asta completa Ø4 mm per art. 072 Complete rod Ø4 mm for art. 072	CR	
	ZBOC003	Bocca per batteria lavabo scarico automatico art. 056 Three-hole deck mounted basin mixer spout art. 056	<u>Finiture - Finishes</u> CR	<u>EUR</u>
	ZBOC004	Bocca per batteria lavabo senza scarico art. 053 Deck spout for art. 053	CR	
	ZBOC005	Bocca per batteria lavabo scarico automatico art. 055 Three-hole deck mounted basin mixer spout art. 055	<u>Finiture - Finishes</u> CR	<u>EUR</u>
	ZBOC006	Bocca per batteria lavabo senza scarico art. 052 Tree-hole deck mounted basin mixer spout without pop up waste art. 052	CR	

		<u>Finiture - Finishes</u>	<u>EUR</u>
	ZCAL003 Calotta per gruppi a parete Nut for wall mounted traditional mixers	CR	
	ZCAN005 Canna tubo alta interasse 210 mm con rompigitto per art. 182 Tube spout with anti-splash, distance between centres 210 mm, for art. 182	CR	
	ZCAN006 Canna tubo "C" Ø18 mm interasse 200 mm con rompigitto per artt. 078-092-181 "C" tube spout Ø18 mm with anti-splash, distance between centres 200 mm, for artt. 078-092-181	CR	
	ZCAN007 Canna tubo "C" Ø18 mm interasse 150 mm con rompigitto per artt. 072-074-076-091-180 "C" tube spout Ø18 mm with anti-splash, distance between centres 150 mm, for artt. 072-074-076-091-180	CR	
	ZCAN010 Canna tubo "U" Ø16 mm interasse 200 mm con rompigitto per art. 205 "U" tube Ø16 mm with anti-plash, distance between centres 200 mm for art. 205	CR	
	ZCAN002 Canna tubo "S" Ø16 mm interasse 250 mm con rompigitto per art. 162 "S" tube spout Ø16 mm with anti-splash, distance between centres 250 mm for art. 162	CR	
	ZCAN012 Canna tubo "S" Ø18 mm interasse 180 mm con rompigitto per art. 170 "S" tube spout Ø18 mm with anti-splash, distance between centres 180 mm, for art. 170	CR	
	ZCAN014 Canna tubo "S" Ø16 mm interasse 150 mm senza rompigitto per art. 200 "S" tube spout Ø16 mm without anti-splash, distance between centres 150 mm for art. 200	CR	
	ZCAN015 Canna tubo "S" Ø16 mm interasse 160 mm con rompigitto per artt. 161-169-202 "S" tube spout Ø16 mm with anti-splash, distance between centres 160 mm for artt. 161-169-202	CR	
	ZCAP002 Cappuccio scorrevole sliding cap	CR	
	ZDEV016 Vitone deviatore per artt. 024-025-169-922-923 Diverter headpart for artt. 024-025-169-922-923		

		<u>Finiture - Finishes</u>	<u>EUR</u>
	ZDOC009.. Doccia Ardea (monogetto) in metallo per artt. 922-923 Ardea metal hand-shower (single spray) for artt. 922-923	CR	
	ZDOC012.. Doccia Danubio (monogetto) in ABS per artt. 024-025-168 Danubio ABS hand-shower (single spray) for artt. 024-025-168	CR	
	ZECC003 Eccentrico con rosone 1/2"x 3/4" per gruppi a parete Adjustable centre 1/2"x 3/4" for wall mounted traditional mixers	CR	
	ZFIS004 Set fissaggio per bocca artt. 053-056 Fixing set for spout artt. 053-056		
	ZFIS013 Set fissaggio per artt. 071-075-131-135 Fixing set for artt. 071-075-131-135		
	ZFIS008 Set fissaggio per bocca artt. 052-055 Fixing set for spout artt. 052-055		
	ZFIS079 Set fissaggio per artt. 072-074-076-078-180-181-182 Fixing set for artt. 072-074-076-078-180-181-182		
	ZFIS019 Set fissaggio piantana per artt. 052-053-055-056 Fixing kit for side-tile artt. 052-053-055-056		
	ZFIS022/1 Set fissaggio per rubinetto bidet per art. 116-150 (1 pezzo) Fixing set for bidet tap for artt. 116-150 (1 pieces)		
	ZFIS027 Set fissaggio per artt. 090-091-092-093 Fixing set for artt. 090-091-092-093		



ZFLO003	Flessibile 100 cm 1/2" x 1/2" per artt. 024-922 Flexible hose 100 cm 1/2" x 1/2" for artt. 024-922
ZFLO004	Flessibile 120 cm 1/2" x 1/2" Flexible hose 120 cm 1/2" x 1/2"
ZFLO005	Flessibile 150 cm 1/2" x 1/2" per artt. 025-923 Flexible hose 150 cm 1/2" x 1/2" for artt. 025-923

Finiture - Finishes **EUR**
CR



ZFLX019	Set 2 flex inox F1/2" x 130 mm con guarnizioni per artt. 052-053-055-056 Set of 2 stainless steel hoses F1/2" x 130 mm with gaskets for artt. 052-053-055-056
----------------	--

Finiture - Finishes **EUR**
CR




ZMAN008	Maniglia completa DANUBIO DANUBIO complete handle
ZACC094	Vite 3/16 per maniglia Handle 3/16 screw
ZPLA016	Placchetta Ø 36 mm con anello rosso o blu Ø 36 mm plate with blue or red ring

Finiture - Finishes **EUR**
CR



ZMAN030	Maniglia per deviatore per gruppo vasca artt. 024-025-169-922-923 Diverter handle for bath/shower mixer artt. 024-025-169-922-923
----------------	--

Finiture - Finishes **EUR**
CR



ZRAC008	Raccordo M1/2" x F1/2" con valvolina antiritorno Ø15 mm + guarnizione per artt. 024-025-922-923 M1/2" x F1/2" connection with check-valve Ø15 mm + gasket for artt. 024-025-922-923
----------------	--

Finiture - Finishes **EUR**
CR



ZRAC100	Raccordo 3/4" con foro Ø16 mm per artt. 161-162 3/4" spout connection with Ø16 mm hole for artt. 161-162
ZRAC102	Raccordo 3/4" con foro Ø18 mm per art. 170 3/4" spout connection with Ø18 mm hole for art. 170

Finiture - Finishes **EUR**
CR



ZRAC101	Raccordo 1/2" per art. 168 1/2" connection for art. 168
----------------	--

Finiture - Finishes **EUR**
CR



ZSED002	Sede per gruppi a parete Wall mounted mixers seat
----------------	--

Finiture - Finishes **EUR**
CR



ZSET004	Set O-ring / anello tagliato per canna Ø16 mm per artt. 161-162-169-200-202-205 Kit with O-ring / cut ring for Ø16 mm spout for artt. 161 162-169-200-202-205
ZSET005	Set O-ring / anello tagliato per canna Ø18 mm per artt. 072-074-076-078-091-092-170-180-181 Kit with O-ring / cut ring for Ø18 mm spout for artt. 072-074-076-078-091-092-170-180-181
ZSET016	Set O-ring / anello tagliato per canna art. 182 Kit with O-ring / cut ring for spout art. 182

Finiture - Finishes **EUR**



ZTUB001	Tubetto rame con raccordo M10x1 (1 pezzo) per artt. 071-072-074-075-076-078-131-135-180-181-182 Threaded copper pipe M10x1 (1 piece) for artt. 071-072-074-075-076-078-131-135-180-181-182
----------------	---

Finiture - Finishes **EUR**
CR




ZVIT004	Vitone unificato 1/2" per incasso per art. 010 1/2" standard headpart for concealed taps for art. 010
ZVIT005	Vitone unificato 1/2" con filetto per artt. DANUBIO 1/2" standard headpart with thread for artt. DANUBIO

Finiture - Finishes **EUR**

soluzioni doccia

shower set solutions

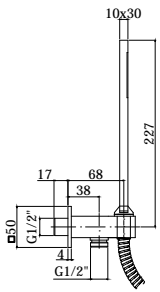
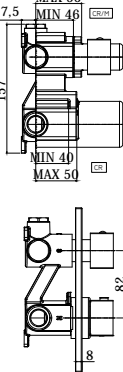
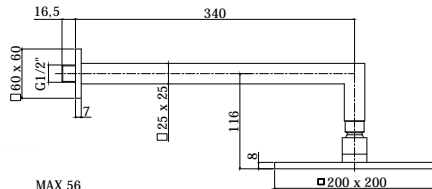
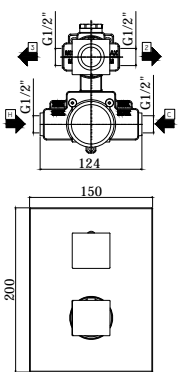


FINITURE FINISHES

Le **SOLUZIONI DOCCIA** sono disponibili nelle seguenti finiture:
SHOWER SET SOLUTIONS are available in the following finishes:

CR cromato
chrome plated

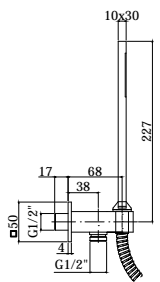
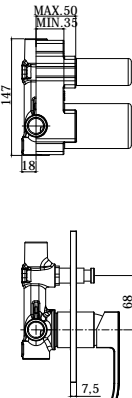
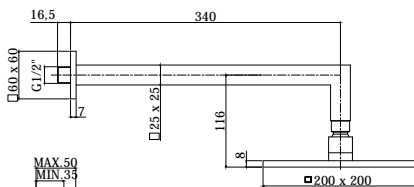
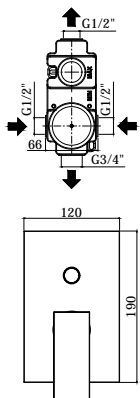
soluzioni doccia - shower set solutions



- Soluzione doccia completa di:
- braccio doccia ZSOF063CR350
 - soffione ZSOF075CR - 200x200 mm
 - set doccetta ZDUP095CR
- Shower set solution complete with:
- shower arm ZSOF063CR350
 - shower head ZSOF075CR - 200x200 mm
 - shower kit ZDUP095CR

KIT LEQ518.. LEVEL
con miscelatore termostatico LEQ518CR/M
with thermostatic mixer LEQ518CR/M

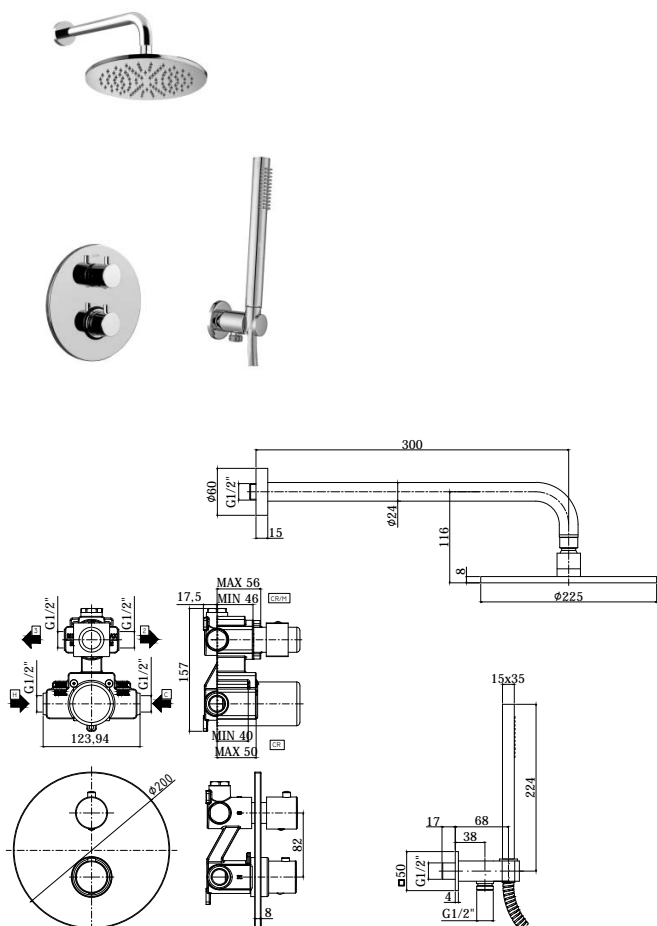
Finiture - Finishes **EUR**
CR/M



- Soluzione doccia completa di:
- braccio doccia ZSOF063CR350
 - soffione ZSOF075CR - 200x200 mm
 - set doccetta ZDUP095CR
- Shower set solution complete with:
- shower arm ZSOF063CR350
 - shower head ZSOF075CR - 200x200 mm
 - shower kit ZDUP095CR

KIT LES015.. LEVEL
con miscelatore LES015CR
with mixer LES015CR

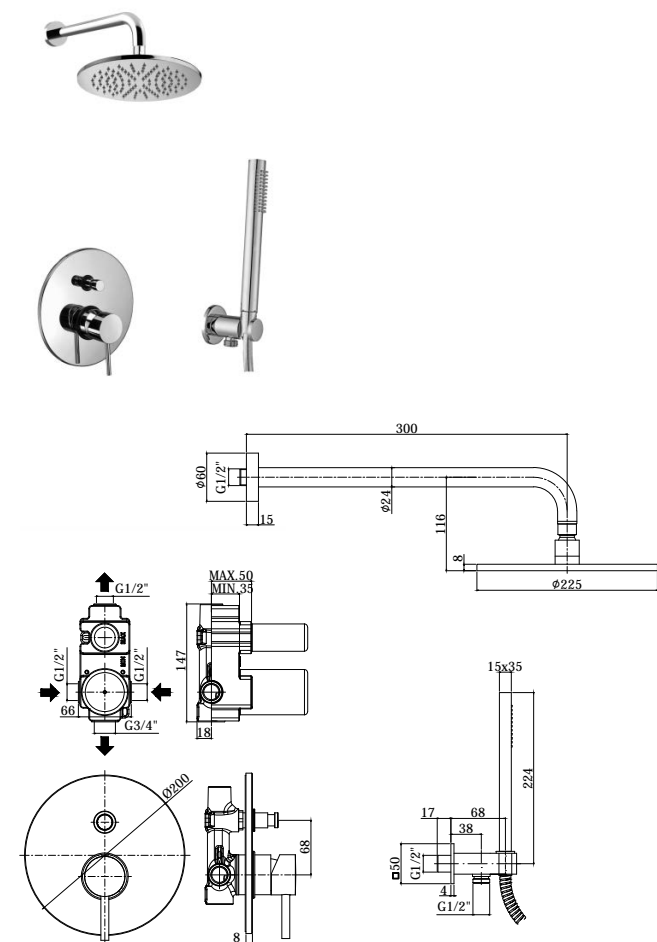
Finiture - Finishes **EUR**
CR



- Soluzione doccia completa di:
- braccio doccia ZSOF035CR
 - soffione ZSOF074CR - Ø225 mm
 - set doccetta ZDUP094CR
- Shower set solution complete with:
- shower arm ZSOF035CR
 - shower head ZSOF074CR - Ø225 mm
 - shower kit ZDUP094CR

KIT LIQ018.. LIGHT
 con miscelatore termostatico LIQ018CR
 with thermostatic mixer LIQ018CR

Finiture - Finishes **EUR**
CR



- Soluzione doccia completa di:
- braccio doccia ZSOF035CR
 - soffione ZSOF074CR - Ø225 mm
 - set doccetta ZDUP094CR
- Shower set solution complete with:
- shower arm ZSOF035CR
 - shower head ZSOF074CR - Ø225 mm
 - shower kit ZDUP094CR

KIT LIG015.. LIGHT
 con miscelatore LIG015CR
 with mixer LIG015CR

Finiture - Finishes **EUR**
CR

colonne doccia

shower columns

Diversi sistemi di colonne doccia, ognuna con il suo stile e con il suo comfort, capisaldi irrinunciabili per un design moderno e funzionale.

Un perfetto mix tra colonne fisse e regolabili, con o senza deviatore, già definite o componibili seguendo il proprio gusto e il proprio bisogno: per esaltare con stile l'eleganza e la funzionalità di ogni ambiente bagno.

Different systems of shower columns, each one with its own style and comfort, essential bases for a modern and functional design.

A perfect mix between fixed and adjustable height columns, with or without diverter, already defined or modular according to your own taste and needs: to enhance with style the elegance and functionality of any bathroom environment.



colonne doccia

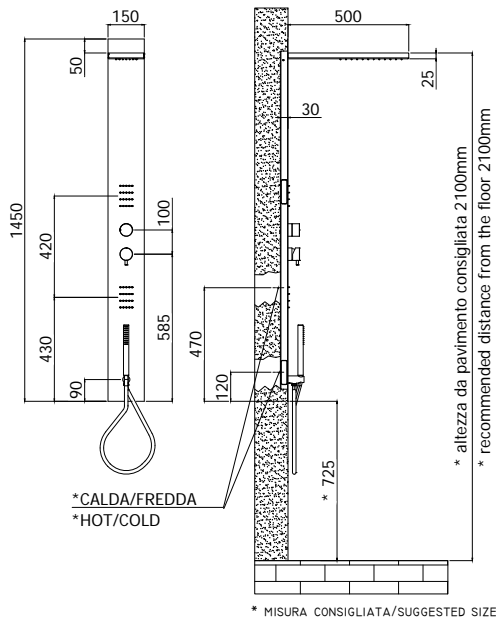
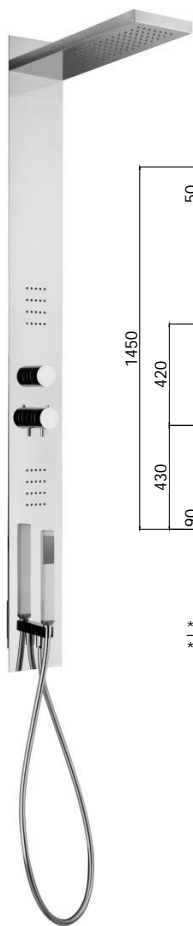
shower columns

FINITURE FINISHES

Le **COLONNE DOCCIA** sono disponibili nelle seguenti finiture:
SHOWER COLUMNS are available in the following finishes:

CR	cromato chrome plated	(per tutti gli articoli) (for all items)	HGSP	finitura honey gold spazzolato brushed honey gold finish	(solo per art. ZCOL646KLIQ) (for art. ZCOL646KLIQ only)
BO	finitura bianco opaco matt white finish	(solo per artt. ZCOL638LIQ-638KLIQ) (for artt. ZCOL638LIQ-638KLIQ only)	ST	finitura steel looking steel looking finish	(solo per artt. ZCOL646LIQ-646KLIQ-655) (for artt. ZCOL646LIQ-646KLIQ-655 only)
NO	finitura nero opaco matt black finish	(solo per artt. ZCOL638LIQ-638KLIQ-641LIQ-641KLIQ) (for artt. ZCOL638LIQ-638KLIQ-641LIQ-641KLIQ only)	BR	finitura bronzo bronze finish	(solo per artt. ZCOL000..-22L - 000-100) (for artt. ZCOL000..-22L - 000-100 only)
HG	finitura honey gold honey gold finish	(solo per art. ZCOL646KLIQ) (for art. ZCOL646KLIQ only)			

colonne doccia - shower columns



Acciaio inox - Stainless steel
AISI 304

Colonna doccia ad incasso in acciaio inox completa di:

- supporto doccia fisso
- doccia PREMIUM in metallo
- flessibile PVC argento 1500 mm

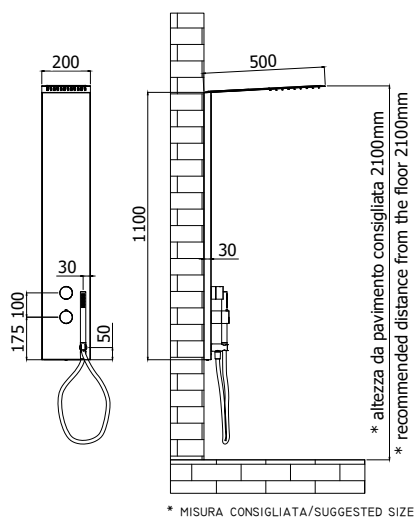
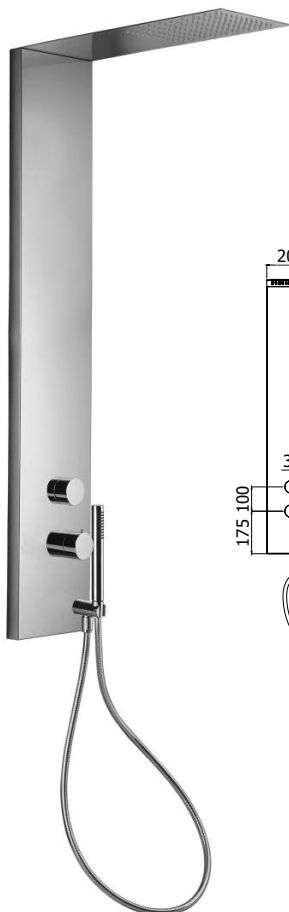
Stainless steel concealed shower column complete with:

- fixed bracket
- Premium metal hand-shower
- Silver PVC hose 1500mm

ZCOL 682 STAR

con miscelatore termostatico (con deviatore 3 vie)
with thermostatic shower mixer (with 3 ways diverter)

Finiture - Finishes **EUR**
CR



Acciaio inox - Stainless steel
AISI 304

Colonna doccia in acciaio inox completa di:

- supporto doccia fisso
- doccia MASTER in metallo
- flessibile PVC argento 1500 mm

Stainless steel shower column complete with:

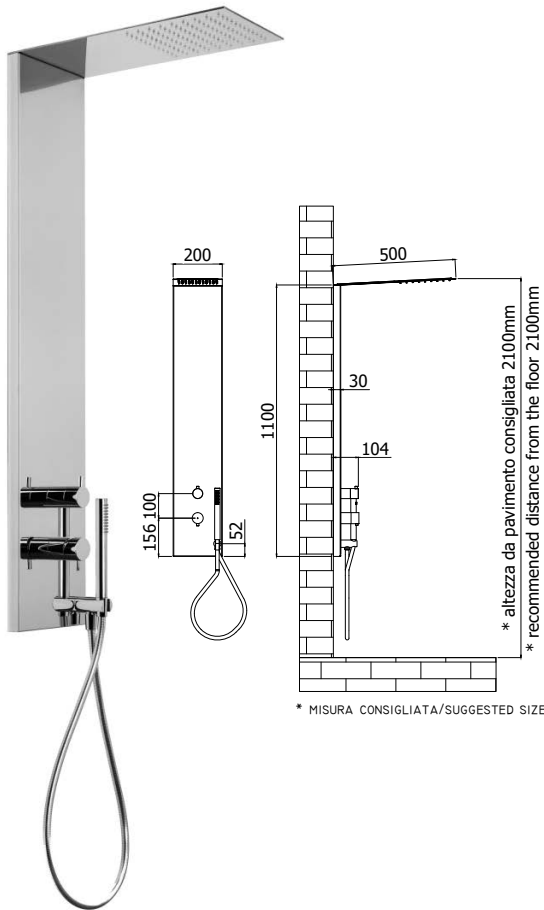
- fixed bracket
- MASTER metal hand-shower
- Silver PVC hose 1500mm

ZCOL 673 GAMMA

con miscelatore termostatico (con deviatore 2 vie)
with thermostatic shower mixer (with 2 ways diverter)

Finiture - Finishes **EUR**
CR

Acciaio inox - Stainless steel
AISI 304



Colonna doccia in acciaio inox completa di:

- supporto doccia fisso
- doccia MASTER in metallo
- flessibile PVC argento 1500 mm

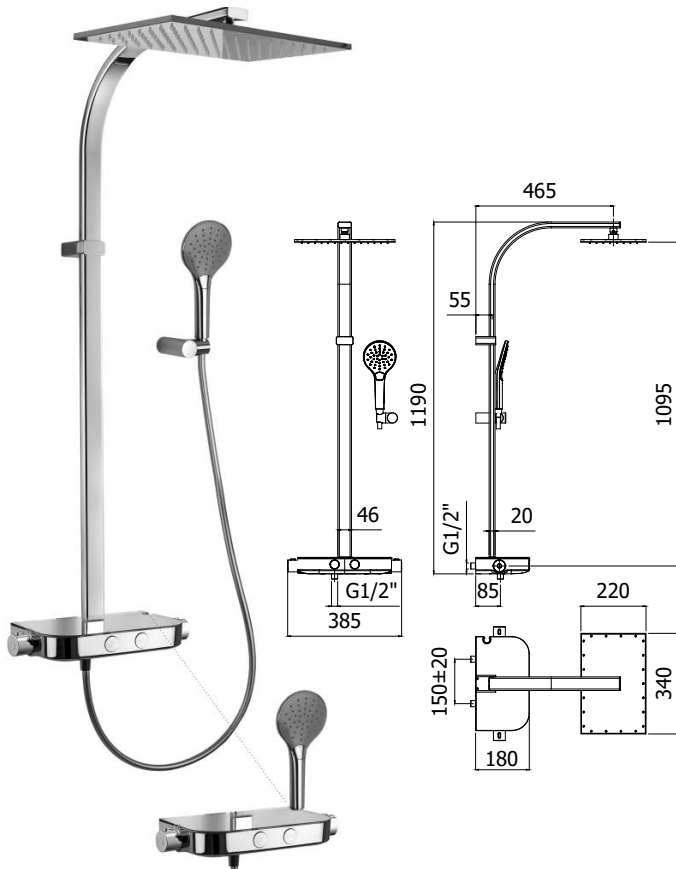
Stainless steel shower column complete with:

- fixed bracket
- MASTER metal hand-shower
- Silver PVC hose 1500mm

ZCOL 672 BETA
con miscelatore (con deviatore 2 vie)
with mixer (with 2 ways diverter)

Finiture - Finishes EUR
CR

new



Colonna doccia fissa MOBY rettangolare completa di:

- supporto doccia fisso
- doccia SOFIA (2 getti) in ABS
- soffione rettangolare CITY 340x220mm in metallo
- piano d'appoggio
- flessibile PVC argento 1500 mm

MOBY fixed rectangular shower column complete with:

- fixed bracket
- SOFIA (two spray-functions) ABS hand-shower
- CITY 340x220 mm rectangular metal shower head
- support plan
- Silver PVC hose 1500mm

ZCOL 668 MOBY
con miscelatore termostatico (con deviatore a 2 pulsanti)
with thermostatic mixer (with 2-button diverter)

Finiture - Finishes EUR
CRAG

colonne doccia - shower columns



Colonna doccia fissa CITY rettangolare completa di:

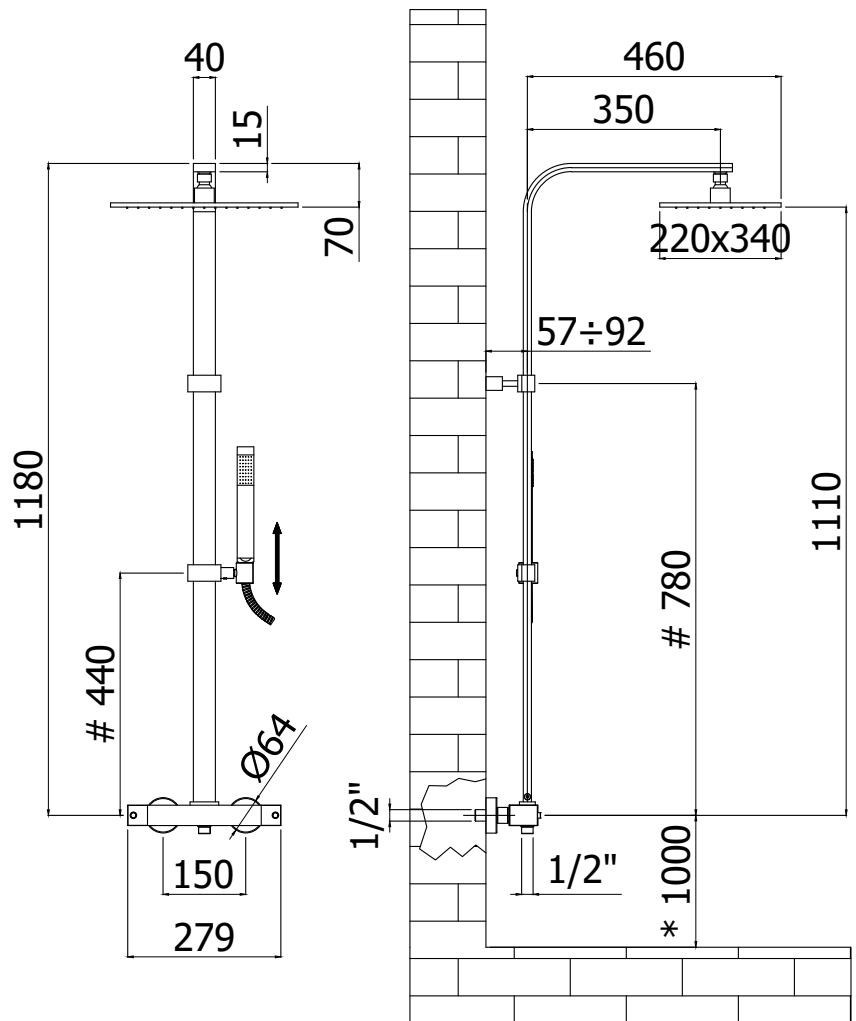
- supporto scorrevole CITY
- doccia PREMIUM in metallo
- soffione rettangolare CITY 340x220mm in metallo
- flessibile PVC argento 1500mm

CITY fixed rectangular shower column complete with:

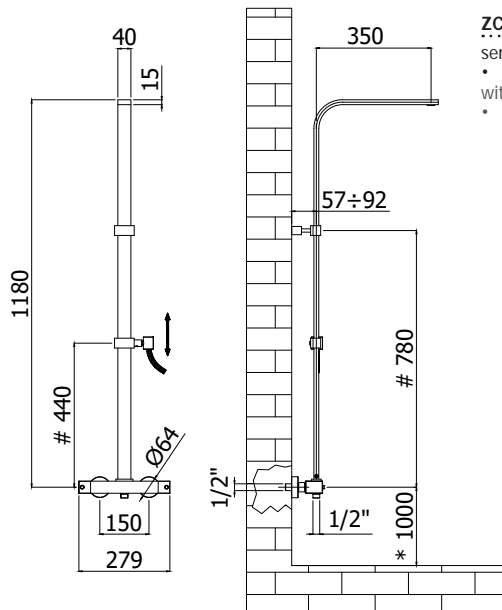
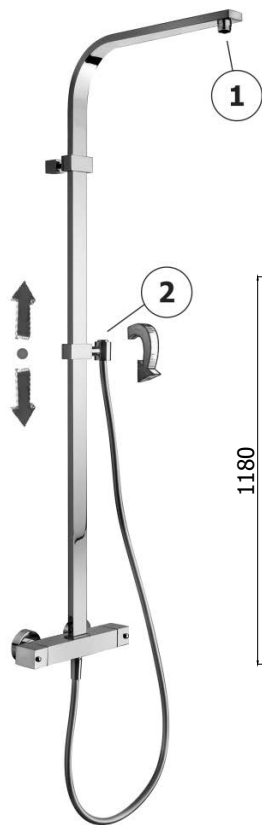
- sliding bracket CITY
- Premium metal hand-shower
- CITY 340x220 mm rectangular metal shower head
- Silver PVC hose 1500mm

ZCOL 665 CITY
 con miscelatore termostatico LEQ269RCR
 with thermostatic mixer LEQ269RCR

Finiture - Finishes EUR
 CR



* MISURA CONSIGLIATA/SUGGESTED SIZE
 # REGOLABILE/ADJUSTABLE



* MISURA CONSIGLIATA/SUGGESTED SIZE
REGOLABILE/ADJUSTABLE

Colonna doccia fissa CITY rettangolare completa di:

- supporto scorrevole CITY
- doccia PREMIUM in metallo
- flessibile PVC argento 1500 mm
- con miscelatore termostatico LEQ269RCR (con deviatore)


CITY fixed rectangular shower column complete with:

- sliding bracket CITY
- Premium metal hand-shower
- Silver PVC hose 1500mm
- with thermostatic shower mixer LEQ269RCR (with diverter)

ZCOL 665CRX **Finiture - Finishes** **EUR**
CRX
 senza doccia
 • senza soffione
 without shower
 • without shower head


1 - SOFFIONI / SHOWER HEADS

Soffione SYNCRO "Quadro" in metallo:
SYNCRO "Square" metal shower head:




ZSOF 075 **Finiture - Finishes** **EUR**
CR
 ispezionabile - 200x200mm
 inspectable - 200x200mm

Soffione HAWAI "Quadro" in metallo:
HAWAI "Square" metal shower head:




ZSOF 095 **Finiture - Finishes** **EUR**
CR
 non ispezionabile - 200x200mm
 not inspectable - 200x200mm

Soffione SYNCRO KING "Quadro" in metallo:
SYNCRO KING "Square" metal shower head:




ZSOF 078 **Finiture - Finishes** **EUR**
CR
 ispezionabile - 300x300mm
 inspectable - 300x300mm

Soffione ZANZIBAR "Quadro" in metallo:
ZANZIBAR "Square" metal shower head:




ZSOF 096 **Finiture - Finishes** **EUR**
CR
 non ispezionabile - 300x300mm
 not inspectable - 300x300mm

Soffione CITY " Rettangolare" in metallo:
CITY "Rectangular" metal shower head:



ZSOF 091 **Finiture - Finishes** **EUR**
CR
 ispezionabile - 340x220mm
 inspectable - 340x220mm

Soffione BLANC "Quadro" in metallo:
BLANC "Square" metal shower head:



ZSOF 102 **Finiture - Finishes** **EUR**
CR
 non ispezionabile - 350x250mm
 not inspectable - 350x250mm

2 - DOCCE / HANDS SHOWERS

Doccia Premium
Premium hand-shower




ZDOC 117.. **Finiture - Finishes** **EUR**
CR
 (monogetto) in metallo
 (single spray) metal

Doccia Majorca
Majorca hand-shower



ZDOC 070 **Finiture - Finishes** **EUR**
CR
 (3 getti) in ABS - Ø80mm
 (three spray-functions) ABS hand-shower
 - Ø80mm

colonne doccia - shower columns



Colonna doccia regolabile SYNCRO TOP completa di:

- supporto scorrevole quadro
- doccia PREMIUM in metallo
- soffione SYNCRO quadro 200x200mm in metallo
- flessibile PVC argento 1500mm

SYNCRO TOP adjustable shower column complete with:

- square sliding bracket
- Premium metal hand-shower
- SYNCRO 200x200mm square metal shower head
- Silver PVC hose 1500mm

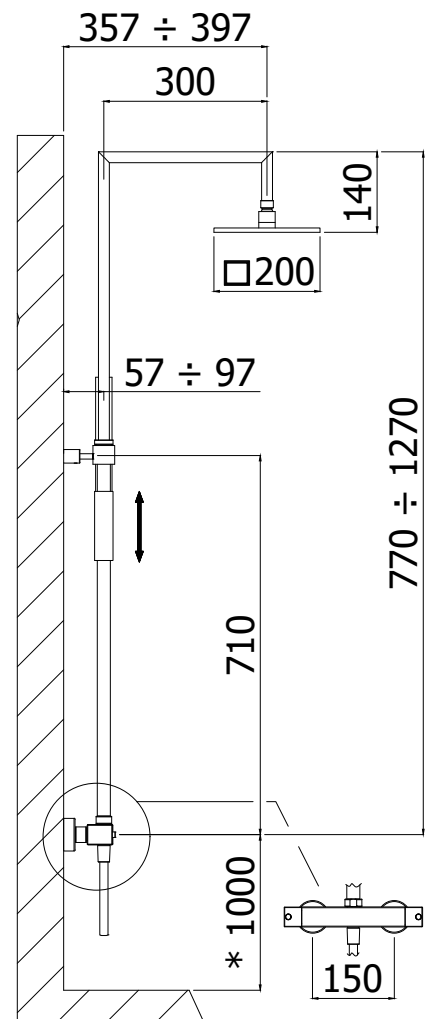
ZCOL 655 SYNCRO TOP

con miscelatore termostatico doccia
LEQ269CR (2 uscite)
with thermostatic shower mixer
LEQ269CR (2 outlets)

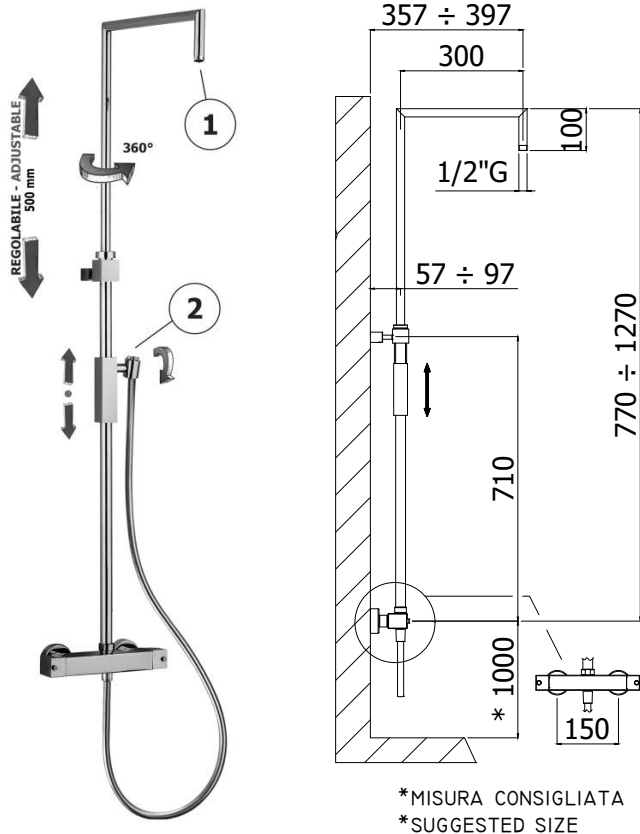
Finiture - Finishes

EUR

CR
ST



*MISURA CONSIGLIATA
*SUGGESTED SIZE



Colonna doccia regolabile SYNCRO TOP completa di:

- supporto scorrevole quadro
- flessibile PVC argento 1500mm
- con miscelatore termostatico doccia LEQ269CR (2 uscite)


SYNCRO TOP adjustable shower column complete with:

- square sliding bracket
- Silver PVC hose 1500mm
- with thermostatic shower mixer LEQ269CR (2 outlets)

ZCOL 655CRX **Finiture - Finishes** **EUR**
CRX
 senza doccia
 • senza soffione
 without shower
 • without shower head


1 - SOFFIONI / SHOWER HEADS

Soffione SYNCRO "Quadro" in metallo:
 SYNCRO "Square" metal shower head:




ZSOF 075 **Finiture - Finishes** **EUR**
CR
 ispezionabile - 200x200mm
 inspectable - 200x200mm

Soffione HAWAI "Quadro" in metallo:
 HAWAI "Square" metal shower head:




ZSOF 095 **Finiture - Finishes** **EUR**
CR
 non ispezionabile - 200x200mm
 not inspectable - 200x200mm

Soffione SYNCRO KING "Quadro" in metallo:
 SYNCRO KING "Square" metal shower head:




ZSOF 078 **Finiture - Finishes** **EUR**
CR
 ispezionabile - 300x300mm
 inspectable - 300x300mm

Soffione ZANZIBAR "Quadro" in metallo:
 ZANZIBAR "Square" metal shower head:




ZSOF 096 **Finiture - Finishes** **EUR**
CR
 non ispezionabile - 300x300mm
 not inspectable - 300x300mm

Soffione CITY " Rettangolare" in metallo:
 CITY "Rectangular" metal shower head:



ZSOF 091 **Finiture - Finishes** **EUR**
CR
 ispezionabile - 340x220mm
 inspectable - 340x220mm

Soffione BLANC "Quadro" in metallo:
 BLANC "Square" metal shower head:



ZSOF 102 **Finiture - Finishes** **EUR**
CR
 non ispezionabile - 350x250mm
 not inspectable - 350x250mm

2 - DOCCE / HANDS SHOWERS

Doccia Premium
 Premium hand-shower



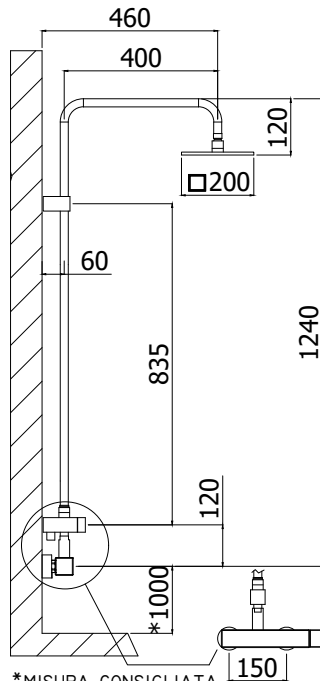
ZDOC 117.. **Finiture - Finishes** **EUR**
CR
 (monogetto) in metallo
 (single spray) metal

Doccia Majorca
 Majorca hand-shower



ZDOC 070 **Finiture - Finishes** **EUR**
CR
 (3 getti) in ABS - Ø80mm
 (three spray-functions) ABS hand-shower
 - Ø80mm

colonne doccia - shower columns



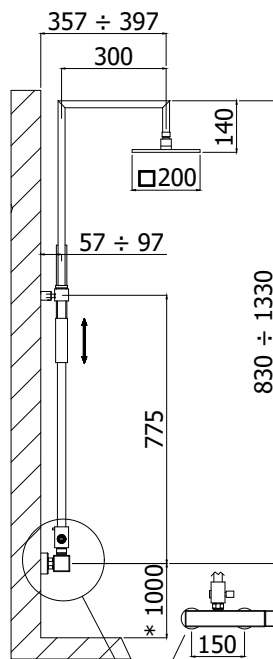
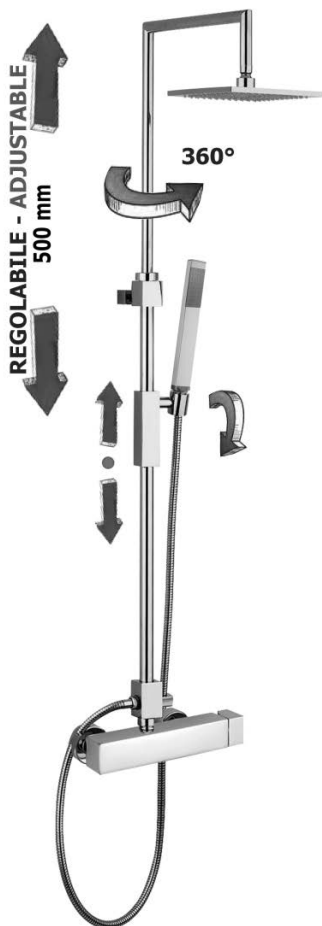
*MISURA CONSIGLIATA
*SUGGESTED SIZE

- Colonna doccia fissa LEVEL PLUS completa di:
- deviatore
 - supporto fisso quadro
 - doccia PREMIUM in metallo
 - soffione SYNCRO quadro 200x200mm in metallo
 - flessibile in metallo 1500 mm

- LEVEL PLUS fixed shower column complete with:
- diverter
 - fixed square bracket
 - Premium metal hand-shower
 - SYNCRO 200x200mm square metal shower head
 - metal flexible hose 1500 mm

ZCOL 607 LEVEL PLUS **Finiture - Finishes** **EUR**
con miscelatore LEC168RCR **CR**
with mixer LEC168RCR

ZCOL 617 LEVEL PLUS
senza miscelatore **CR**
without mixer



*MISURA CONSIGLIATA
*SUGGESTED SIZE

- Colonna doccia regolabile SYNCRO PLUS completa di:

- deviatore
- supporto scorrevole quadro
- doccia PREMIUM in metallo
- soffione SYNCRO quadro 200x200mm in metallo
- flessibile in metallo 1500 mm

- SYNCRO PLUS adjustable shower column complete with:

- diverter
- square sliding bracket
- Premium metal hand-shower
- SYNCRO 200x200mm square metal shower head
- metal flexible hose 1500 mm

ZCOL 620 SYNCRO PLUS **Finiture - Finishes** **EUR**
con miscelatore LEC168RCR **CR**
with mixer LEC168RCR



Colonna doccia regolabile SYNCRO completa di:

- deviatore
 - supporto scorrevole quadro
 - doccia PREMIUM in metallo
- SYNCRO adjustable shower column complete with:
- diverter
 - square sliding bracket
 - Premium metal hand-shower

ZCOL	Model Name	Finish	EUR
ZCOL 615	SYNCRO PLUS	CR	
con soffione SYNCRO quadro 200x200mm in metallo			
• con flessibile in metallo 1500 mm with SYNCRO 200x200mm "Square" metal shower head			
• with metal flexible hose 1500 mm			
ZCOL 626	SYNCRO TOP	CR	
con soffione SYNCRO quadro 200x200mm in metallo			
• con flessibile PVC argento 1500 mm with SYNCRO 200x200mm "Square" metal shower head			
• with PVC silver flexible hose 1500 mm			
ZCOL 626K	SYNCRO TOP KING	CR	
con soffione SYNCRO KING quadro 300x300mm in metallo			
• con flessibile PVC argento 1500 mm with SYNCRO KING 300x300mm "Square" metal shower head			
• with PVC silver flexible hose 1500 mm			


3 - SUPPORTI / CONNECTIONS KIT

Supporto a muro "Quadro" per collegamento doccia esterno completo di:

- flessibile ottone 1/2"x1/2"G - l.600mm / * CR
- flessibile PVC argento 1/2"x1/2"G - l.600mm / * CRAG

"Square" connection kit for external shower mixer complete with:

- 1/2"Gx1/2"G brass flexible hose - l.600mm / * CR
- 1/2"Gx1/2"G silver PVC hose - l.600mm / * CRAG




ZCOL	Finish	EUR
ZCOL 840	CR	
per colonne doccia ZCOL615-626-626K for ZCOL615-626-626K shower columns		
	CRAG	

Supporto a muro "Quadro" con presa acqua completo di:

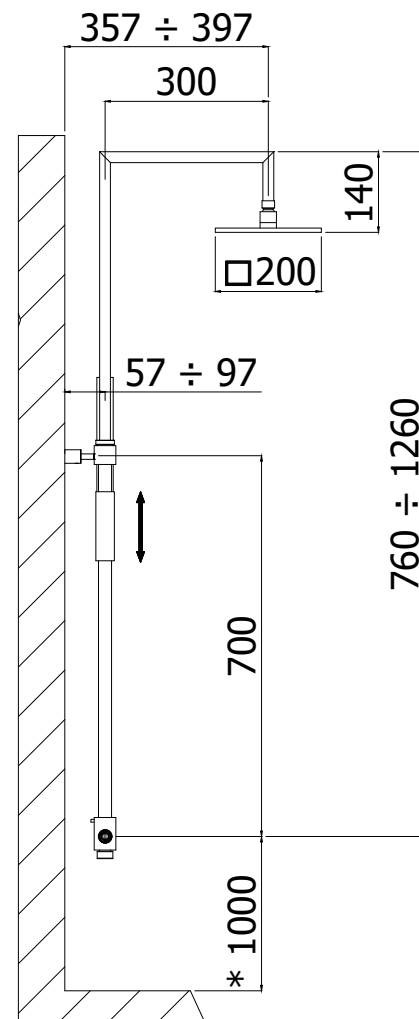
- attacco superiore 3/4"G
- attacco a muro 1/2"G

"Square" wall bracket with water intake complete with:

- 3/4"G upper connection
- 1/2"G wall connection

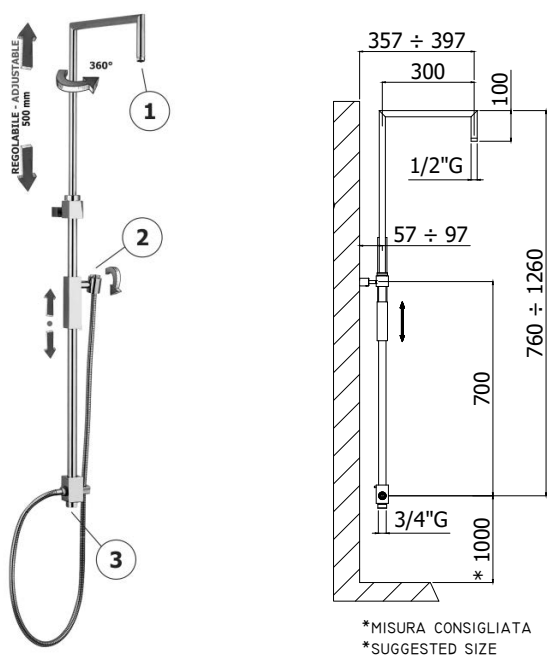


ZCOL	Finish	EUR
ZCOL 842	CR	
per colonne doccia ZCOL615-626-626K for ZCOL615-626-626K shower columns		



*MISURA CONSIGLIATA
*SUGGESTED SIZE

colonne doccia - shower columns



Colonna doccia regolabile SYNCRO PLUS completa di:

- deviatore
- supporto scorrevole quadro
- flessibile in metallo 1500 mm

SYNCRO PLUS adjustable shower column complete with:

- diverter
- square sliding bracket
- metal flexible hose 1500 mm

ZCOL 615CRX **Finiture - Finishes** **EUR**
CRX

- senza miscelatore
 • senza doccia
 • senza soffione
 without mixer
 • without shower
 • without shower head

1 - SOFFIONI / SHOWER HEADS

Soffione SYNCRO "Quadro" in metallo:
 SYNCRO "Square" metal shower head:



ZSOF 075

ispezionabile - 200x200mm
 inspectable - 200x200mm

Finiture - Finishes **EUR**
CR

Soffione HAWAI "Quadro" in metallo:
 HAWAI "Square" metal shower head:



ZSOF 095

non ispezionabile - 200x200mm
 not inspectable - 200x200mm

Finiture - Finishes **EUR**
CR

Soffione SYNCRO KING "Quadro" in metallo:
 SYNCRO KING "Square" metal shower head:




ZSOF 078

ispezionabile - 300x300mm
 inspectable - 300x300mm

Finiture - Finishes **EUR**
CR

Soffione ZANZIBAR "Quadro" in metallo:
 ZANZIBAR "Square" metal shower head:



ZSOF 096

non ispezionabile - 300x300mm
 not inspectable - 300x300mm

Finiture - Finishes **EUR**
CR

Soffione CITY " Rettangolare" in metallo:
 CITY "Rectangular" metal shower head:




ZSOF 091

ispezionabile - 340x220mm
 inspectable - 340x220mm

Finiture - Finishes **EUR**
CR

Soffione BLANC "Quadro" in metallo:
 BLANC "Square" metal shower head:



ZSOF 102

non ispezionabile - 350x250mm
 not inspectable - 350x250mm

Finiture - Finishes **EUR**
CR

2 - DOCCE / HANDS SHOWERS

Doccia Premium
 Premium hand-shower



ZDOC 117..

(monogetto) in metallo
 (single spray) metal

Finiture - Finishes **EUR**
CR

Doccia Majorca
 Majorca hand-shower



ZDOC 070

(3 getti) in ABS - Ø80mm
 (three spray-functions) ABS hand-shower
 - Ø80mm

Finiture - Finishes **EUR**
CR

3 - SUPPORTI / CONNECTIONS KIT

Supporto a muro "Quadro" per collegamento doccia esterno completo di:
 • flessibile ottone 1/2"x1/2"G - l.600mm
 "Square" connection kit for external shower mixer complete with:
 • 1/2"Gx1/2"G brass flexible hose - l.600mm



ZCOL 840

per colonna doccia ZCOL615
 for ZCOL615 shower column

Finiture - Finishes **EUR**
CR

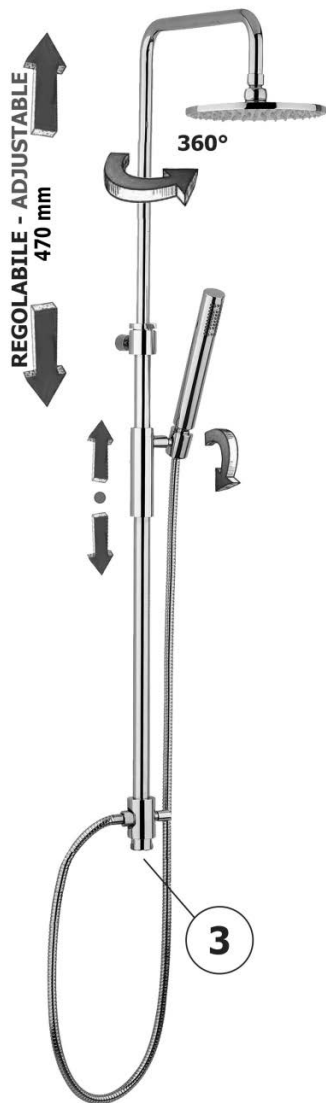
Supporto a muro "Quadro" con presa acqua completo di:
 • attacco superiore 3/4"G
 • attacco a muro 1/2"G
 "Square" wall bracket with water intake complete with:
 • 3/4"G upper connection
 • 1/2"G wall connection



ZCOL 842

per colonna doccia ZCOL615
 for ZCOL615 shower column

Finiture - Finishes **EUR**
CR



Colonna doccia regolabile MASTER PLUS completa di:

- deviatore
- supporto scorrevole tondo

MASTER PLUS adjustable shower column complete with:

- diverter
- round sliding bracket

ZCOL 611 MASTER PLUS

- con doccia BIRILLO in ABS
 - con soffione MASTER "Tondo" Ø225mm in metallo
 - con flessibile in metallo 1500 mm
- with BIRILLO ABS hand-shower
- with MASTER Ø225mm "Round" metal shower head
 - with metal flexible hose 1500 mm

Finiture - Finishes EUR
CR

ZCOL 622 MASTER TOP

- con doccia MASTER in metallo
 - con soffione MASTER "Tondo" Ø225mm in metallo
 - con flessibile PVC argento 1500 mm
- with MASTER metal hand-shower
- with MASTER Ø225mm "Round" metal shower head
 - with PVC silver flexible hose 1500 mm

..... CR

ZCOL 622K MASTER TOP KING

- con doccia MASTER in metallo
 - con soffione MASTER KING "Tondo" Ø300mm in metallo
 - con flessibile PVC argento 1500 mm
- with MASTER metal hand-shower
- with MASTER KING Ø300mm "Round" metal shower head
 - with PVC silver flexible hose 1500 mm

..... CR


3 - SUPPORTI / CONNECTIONS KIT

Supporto a muro "Tondo" per collegamento doccia esterno completo di:

- flessibile ottone 1/2"x1/2"G - l.600mm / * CR
- flessibile PVC argento 1/2"x1/2"G - l.600mm / * CRAG

"Round" connection kit for external shower mixer complete with:

- 1/2"Gx1/2"G brass flexible hose - l.600mm / * CR
- 1/2"Gx1/2"G silver PVC hose - l.600mm / * CRAG



ZCOL 839 Finiture - Finishes EUR
CR

per colonne doccia ZCOL611-622-622K
for ZCOL611-622-622K shower columns


..... CRAG

Supporto a muro "Tondo" con presa acqua completo di:

- attacco superiore 3/4"G
- attacco a muro 1/2"G

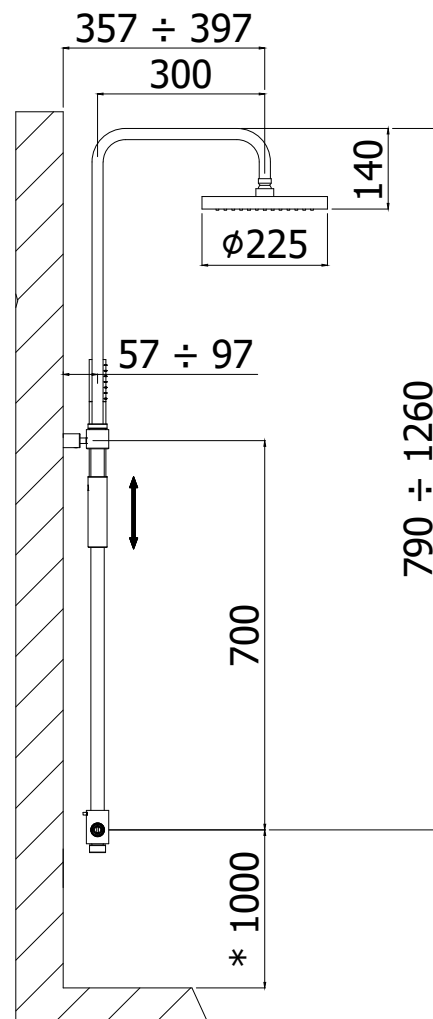
"Round" wall bracket with water intake complete with:

- 3/4"G upper connection
- 1/2"G wall connection



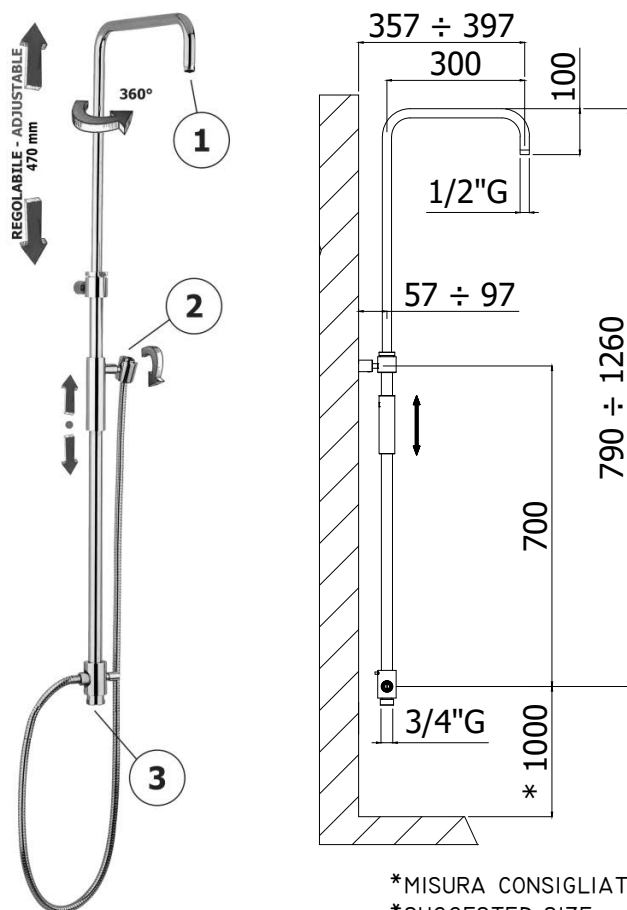
ZCOL 841 Finiture - Finishes EUR
CR

per colonne doccia ZCOL611-622-622K
for ZCOL611-622-622K shower columns



*MISURA CONSIGLIATA
*SUGGESTED SIZE

colonne doccia - shower columns



*MISURA CONSIGLIATA
*SUGGESTED SIZE

Colonna doccia regolabile MASTER PLUS completa di:

- deviatore
- supporto scorrevole tondo
- flessibile in metallo 1500 mm

MASTER PLUS adjustable shower column complete with:

- diverter
- round sliding bracket
- metal flexible hose 1500 mm

ZCOL 611CRX Finiture - Finishes EUR
CRX

- senza miscelatore
 - senza doccia
 - senza soffione
- without mixer
• without shower
• without shower head

1 - SOFFIONI / SHOWER HEADS

Soffione MASTER "Tondo" in metallo:
MASTER "Round" metal shower head:



ZSOF 074

ispezionabile - Ø225mm
inspectable - Ø225mm

Finiture - Finishes EUR
CR

Soffione BAHAMAS "Tondo" in metallo:
BAHAMAS "Round" metal shower head:



ZSOF 093

non ispezionabile - Ø230mm
not inspectable - Ø230mm

Finiture - Finishes EUR
CR

Soffione MASTER KING "Tondo" in metallo:
MASTER KING "Round" metal shower head:



ZSOF 079

ispezionabile - Ø300mm
inspectable - Ø300mm

Finiture - Finishes EUR
CR

Soffione JAMAICA "Tondo" Ø 300 mm in metallo:
JAMAICA Ø300mm "Round" metal shower head:



ZSOF 094

non ispezionabile - Ø300mm
not inspectable - Ø300mm

Finiture - Finishes EUR
CR

2 - DOCCE / HANDS SHOWERS

Doccia Master
Master hand-shower



ZDOC 067

(monogetto) in metallo
(single spray) metal

Finiture - Finishes EUR
CR

Doccia Majorca
Majorca hand-shower



ZDOC 070

(3 getti) in ABS - Ø80mm
(three spray-functions) ABS hand-shower
- Ø80mm

Finiture - Finishes EUR
CR

3 - SUPPORTI / CONNECTIONS KIT

Supporto a muro "Tondo" per collegamento doccia esterno completo di:

- flessibile ottone 1/2"x1/2"G - l.600mm
- "Round" connection kit for external shower mixer complete with:
- 1/2"Gx1/2"G brass flexible hose - l.600mm



ZCOL 839

per colonne doccia ZCOL611-611CRX
for ZCOL611-611CRX shower columns

Finiture - Finishes EUR
CR

Supporto a muro "Tondo" con presa acqua completo di:

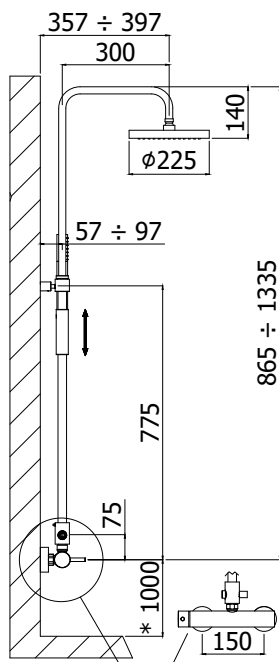
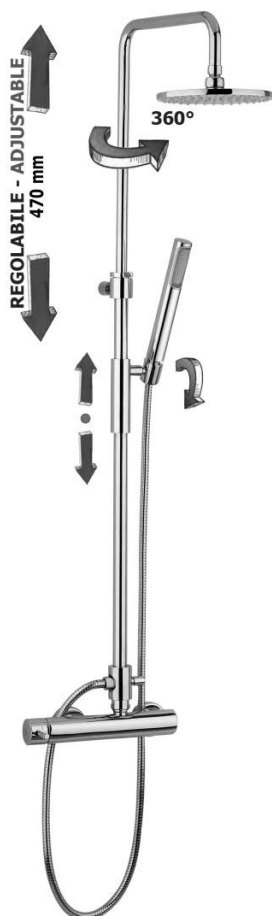
- attacco superiore 3/4"G
- attacco a muro 1/2"G
- "Round" wall bracket with water intake complete with:
- 3/4"G upper connection
- 1/2"G wall connection



ZCOL 841

per colonne doccia ZCOL611-611CRX
for ZCOL611-611CRX shower columns

Finiture - Finishes EUR
CR



*MISURA CONSIGLIATA
*SUGGESTED SIZE

Colonna doccia regolabile MASTER PLUS completa di:

- deviatore
- supporto scorrevole tondo
- soffione MASTER "Tondo" Ø225mm in metallo
- miscelatore SK168RCR

MASTER PLUS adjustable shower column complete with:

- diverter
- round sliding bracket
- MASTER Ø225mm "Round" metal shower head
- mixer SK168RCR

ZCOL 601 MASTER PLUS

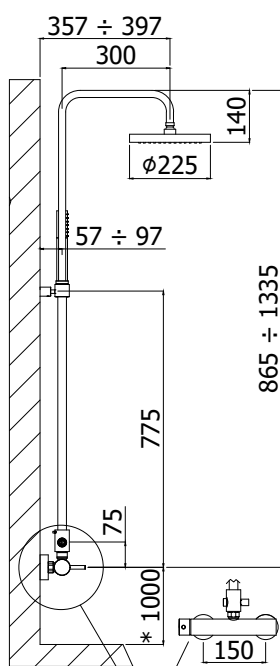
- con doccia BIRILLO in ABS
- con flessibile in metallo 1500 mm
- with BIRILLO ABS hand-shower
- with metal flexible hose 1500 mm

Finiture - Finishes EUR
CR

ZCOL 621 MASTER TOP

- con doccia MASTER in metallo
- con flessibile PVC argento 1500 mm
- with MASTER metal hand-shower
- with PVC silver flexible hose 1500 mm

Finiture - Finishes EUR
CR



*MISURA CONSIGLIATA
*SUGGESTED SIZE

Colonna doccia regolabile EASY PLUS completa di:

- deviatore
- supporto fisso tondo
- doccia BIRILLO in ABS
- soffione MASTER "Tondo" Ø225mm in metallo
- flessibile in metallo 1500 mm

EASY PLUS adjustable shower column, with diverter, with:

- diverter
- ROUND fixed
- Birillo ABS hand-shower
- MASTER Ø225mm "Round" metal shower head
- metal flexible hose 1500 mm

ZCOL 603 EASY PLUS

- con miscelatore SK168RCR
- with mixer SK168RCR

Finiture - Finishes EUR
CR

ZCOL 613 EASY PLUS

- senza miscelatore
- without mixer

Finiture - Finishes EUR
CR

3 - SUPPORTI / CONNECTIONS KIT

Supporto a muro "Tondo" per collegamento doccia esterno completo di:

- flessibile ottone 1/2"x1/2"G - l.600mm
- "Round" connection kit for external shower mixer complete with:
- 1/2"Gx1/2"G brass flexible hose - l.600mm



ZCOL 839

- per colonna doccia ZCOL613
- for ZCOL613 shower column

Finiture - Finishes EUR
CR

Supporto a muro "Tondo" con presa acqua completo di:

- attacco superiore 3/4"G
- attacco a muro 1/2"G

"Round" wall bracket with water intake complete with:

- 3/4"G upper connection
- 1/2"G wall connection



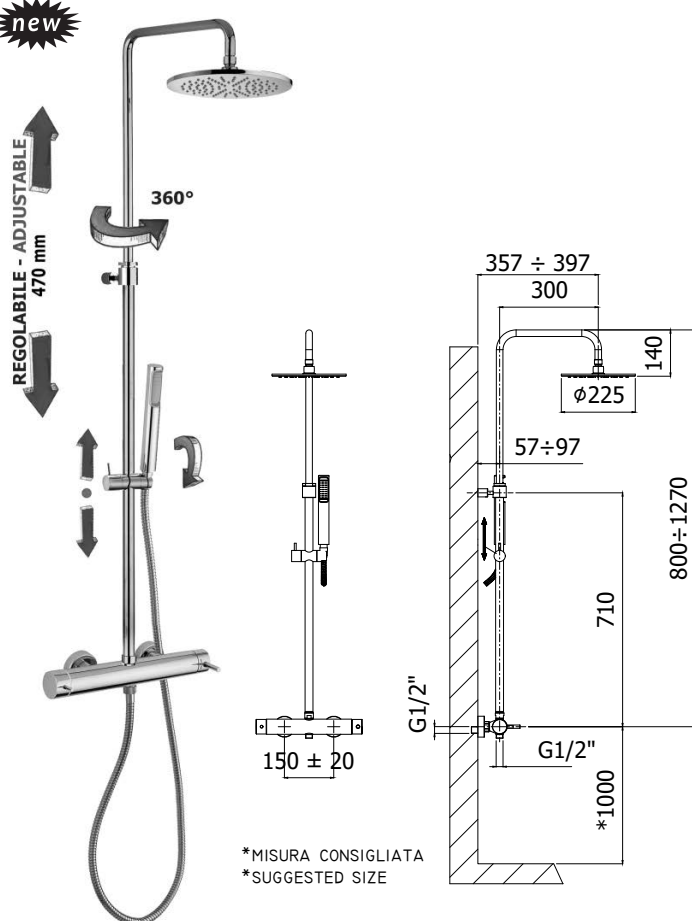
ZCOL 841

- per colonna doccia ZCOL613
- for ZCOL613 shower column

Finiture - Finishes EUR
CR

colonne doccia - shower columns

new



*MISURA CONSIGLIATA
*SUGGESTED SIZE

Colonna doccia regolabile NEW MINI MASTER completa di:

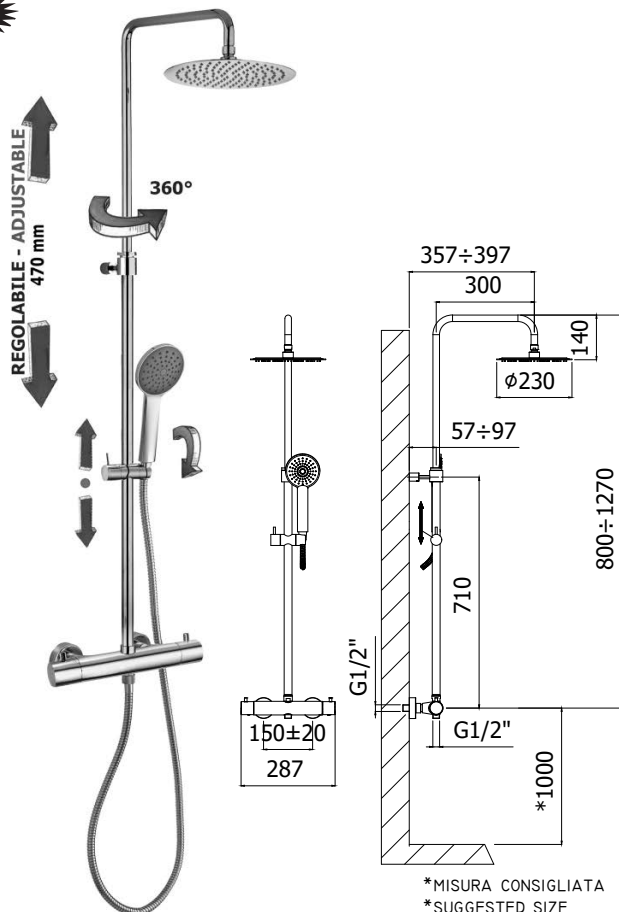
- deviatore
- supporto scorrevole tondo ECO
- doccia BIRILLO in ABS
- soffione MASTER tondo Ø225mm metallo
- flessibile in metallo 1500 mm

NEW MINI MASTER adjustable shower column complete with:

- diverter
- round sliding bracket ECO
- Birillo ABS hand-shower
- MASTER Ø225mm "Round" metal shower head
- metal flexible hose 1500 mm

ZCOL 599 NEW MINI MASTER **Finiture - Finishes** **EUR**
con miscelatore SK169CR (con deviatore) **CR**
with mixer SK169CR (with diverter)

new



*MISURA CONSIGLIATA
*SUGGESTED SIZE

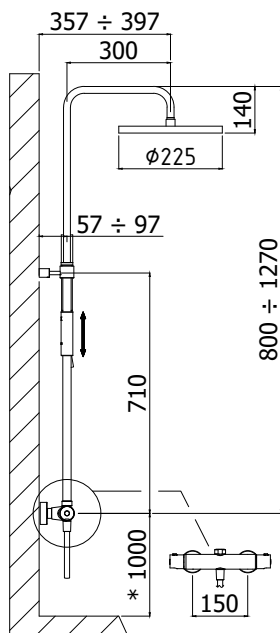
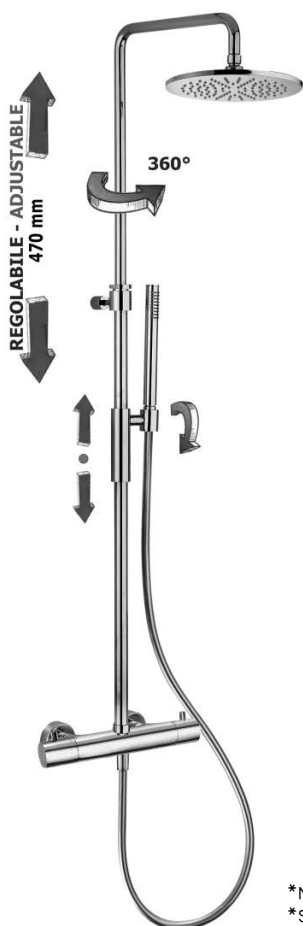
Colonna doccia regolabile NEW MINI BIRILLO completa di:

- supporto scorrevole tondo ECO
- doccia GIADA in ABS
- soffione BAHAMAS "Tondo" Ø230mm in metallo
- flessibile in metallo 1500 mm

NEW MINI BIRILLO adjustable shower column complete with:

- round sliding bracket ECO
- ABS GIADA hand shower
- BAHAMAS Ø230mm "Round" metal shower head
- metal flexible hose 1500 mm

ZCOL 589LIQ NEW MINI BIRILLO **Finiture - Finishes** **EUR**
con miscelatore termostatico LIQ169CR **CR**
(con deviatore)
with thermostatic shower mixer LIQ169CR
(with diverter)



*MISURA CONSIGLIATA
*SUGGESTED SIZE

- Colonna doccia regolabile BIRILLO completa di:
- supporto scorrevole tondo
 - doccia MASTER in metallo
 - flessibile PVC argento 1500 mm
 - miscelatore termostatico LIQ169CR (con deviatore)

BIRILLO adjustable shower column complete with:

- round sliding bracket
- MASTER metal hand-shower
- Silver PVC hose 1500mm
- with thermostatic shower mixer LIQ169CR (with diverter)

ZCOL 646LIQ BIRILLO

con soffione MASTER tondo Ø225mm in metallo
with MASTER Ø225mm round metal shower head

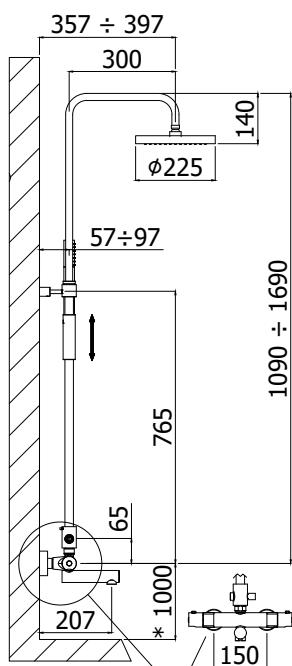
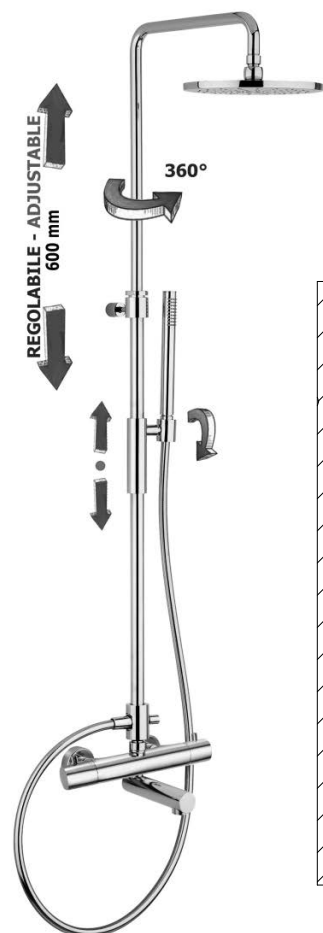
Finiture - Finishes EUR

CR
ST

ZCOL 646KLIQ

con soffione MASTER KING tondo Ø300mm in metallo
with MASTER KING Ø300mm round metal shower head

CR
HG
HGSP
ST



*MISURA CONSIGLIATA
*SUGGESTED SIZE

- Colonna doccia regolabile BIRILLO completa di:

- deviatore
- supporto scorrevole tondo
- doccia MASTER in metallo
- soffione MASTER "Tondo" Ø225mm in metallo
- flessibile PVC argento 1500 mm

BIRILLO adjustable shower column complete with:

- diverter
- round sliding bracket
- MASTER metal hand-shower
- MASTER Ø225mm "Round" metal shower head
- Silver PVC hose 1500mm

ZCOL 721LIQ BIRILLO

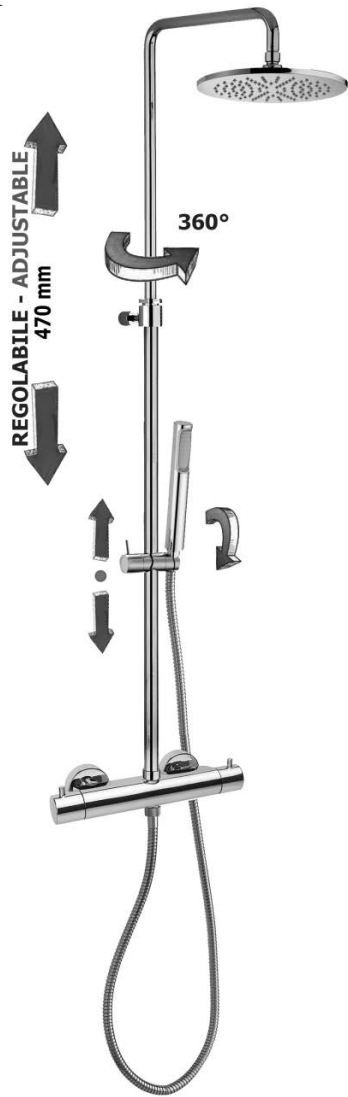
con tubo regolabile lungo
con miscelatore termostatico LIQ020CR (con deviatore)
with long adjustable tube
with thermostatic shower mixer LIQ020CR (with diverter)

Finiture - Finishes EUR

CR

colonne doccia - shower columns

new



Colonna doccia regolabile MINI BIRILLO CONFORT completa di:

- supporto scorrevole tondo ECO
- doccia BIRILLO in ABS
- soffione MASTER "Tondo" Ø225mm in metallo
- flessibile in metallo 1500 mm

MINI BIRILLO CONFORT adjustable shower column complete with:

- round sliding bracket ECO
- Birillo ABS hand-shower
- MASTER Ø225mm "Round" metal shower head
- metal flexible hose 1500 mm

ZCOL 633LIQ MINI BIRILLO CONFORT

Finiture - Finishes EUR

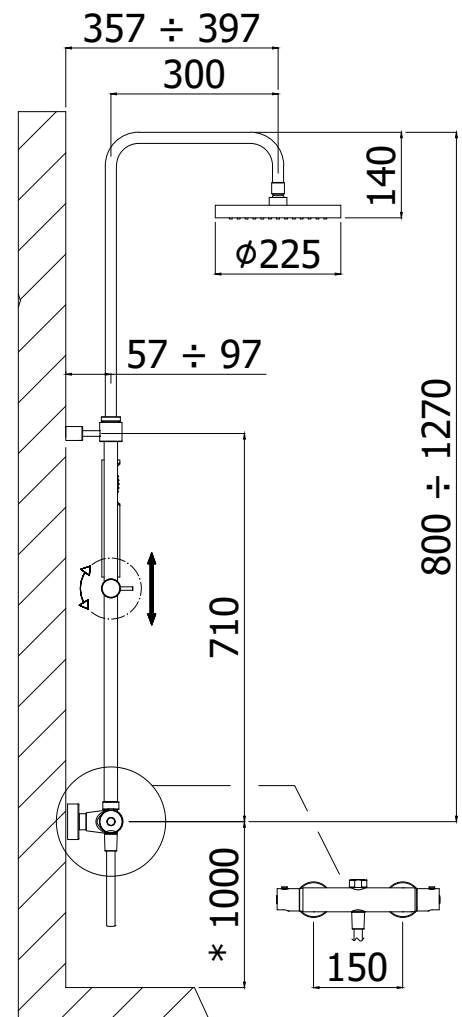
con miscelatore termostatico LIQ469CR

CR

(con deviatore) - COLD TOUCH

with thermostatic shower mixer LIQ469CR

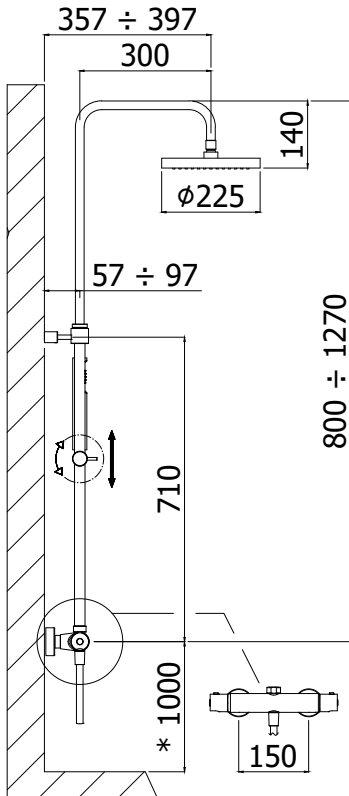
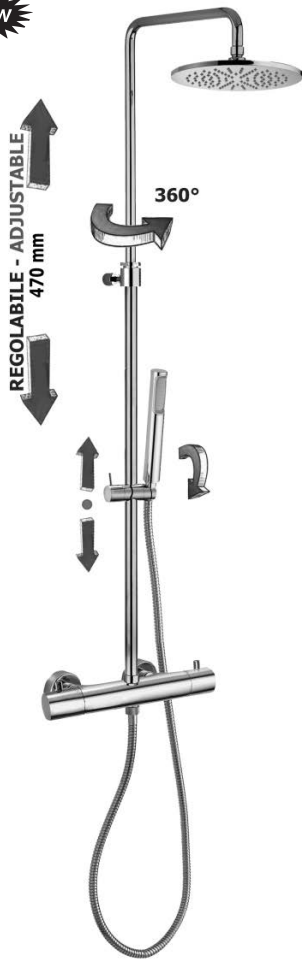
(with diverter) - COLD TOUCH



*MISURA CONSIGLIATA

*SUGGESTED SIZE

new



*MISURA CONSIGLIATA
*SUGGESTED SIZE

- Colonna doccia regolabile MINI BIRILLO completa di:
- supporto scorrevole tondo ECO
 - doccia
 - flessibile 1500 mm
 - miscelatore termostatico LIQ169CR (con deviatore)
- MINI BIRILLO adjustable shower column complete with:
- round sliding bracket ECO
 - shower head
 - flexible hose 1500 mm
 - with thermostatic shower mixer LIQ169CR (with diverter)

ZCOL 638LIQ MINI BIRILLO	Finiture - Finishes	EUR
con soffione MASTER tondo Ø225mm in metallo	CR	
with MASTER Ø225mm round metal shower head	BO	
	NO	
ZCOL 638KLIQ.. MINI BIRILLO	Finiture - Finishes	EUR
con soffione MASTER KING tondo Ø300mm in metallo	CR	
with MASTER KING Ø300mm round metal shower head	BO	
	NO	



DETTAGLI DOCCE / HANDS SHOWERS DETAILS

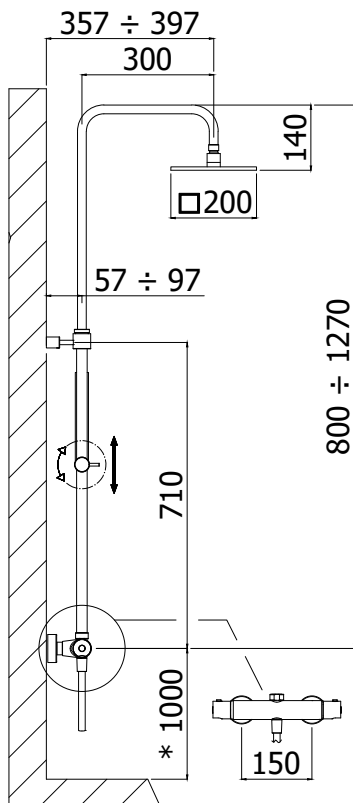
- * CR con doccia BIRILLO in ABS/ BO-NO con doccia MASTER in metallo
- * CR with BIRILLO ABS hand shower/ BO-NO with MASTER metal hand shower

DETTAGLI FLESSIBILI / FLEXIBLE HOSE DETAILS

- * CR con flessibile metallo/ BO-NO con flessibile PVC colorato
- * CR with metal flexible hose/ BO-NO with colored PVC hose

colonne doccia - shower columns

new



*MISURA CONSIGLIATA
*SUGGESTED SIZE

Colonna doccia regolabile BIRILLO SQUARE completa di:

- supporto scorrevole tondo ECO
 - doccia PREMIUM in metallo
 - flessibile 1500 mm
 - miscelatore termostatico LIQ169CR (con deviatore)
- BIRILLO SQUARE adjustable shower column complete with:
- round sliding bracket ECO
 - Premium metal hand-shower
 - flexible hose 1500 mm
 - with thermostatic shower mixer LIQ169CR (with diverter)

ZCOL 641LIQ BIRILLO SQUARE
con soffione SYNCRO quadro 200x200mm in metallo
with SYNCRO 200x200mm "Square" metal shower head

Finiture - Finishes **EUR**
.....
CR
NO

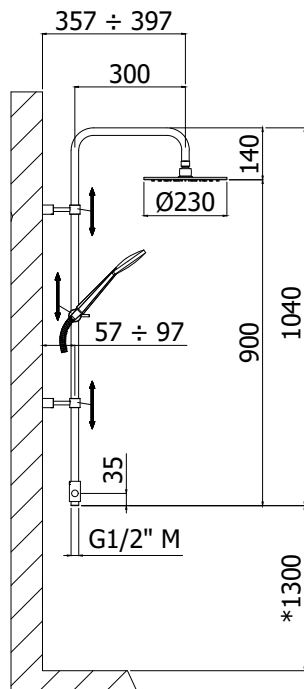
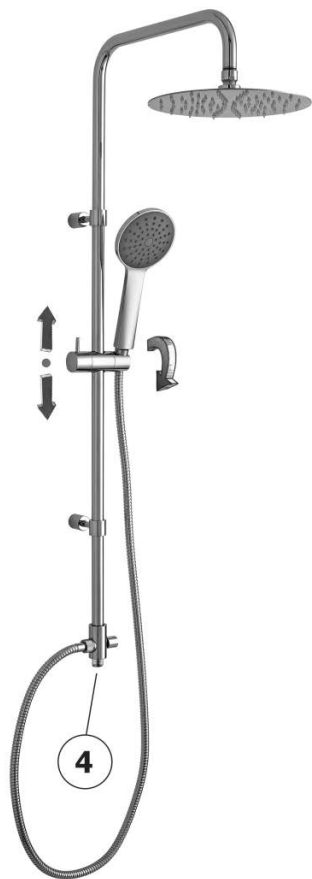
ZCOL 641KLIQ.. BIRILLO SQUARE
con soffione SYNCRO KING quadro 300x300mm in metallo
with SYNCRO KING 300x300mm "Square" metal shower head

.....
CR
NO



DETTAGLI FLESSIBILI / FLEXIBLE HOSE DETAILS

* CR con flessibile metallo/ NO con flessibile PVC colorato
* CR with metal flexible hose/ NO with colored PVC hose



*MISURA CONSIGLIATA
*SUGGESTED SIZE

Colonna doccia BIRILLO YOUNG completa di:

- deviatore
- supporti scorrevoli tondi
- supporto doccia scorrevole tondo
- doccia GIADA in ABS
- soffione BAHAMAS "Tondo" Ø230mm in metallo
- flessibile in metallo 1500 mm

BIRILLO YOUNG shower column complete with:

- diverter
- round slider
- round sliding brackets
- ABS GIADA hand shower
- BAHAMAS Ø230mm "Round" metal shower head
- metal flexible hose 1500 mm

ZCOL 680 BIRILLO YOUNG **Finiture - Finishes** **EUR**

con tubo fisso **CR**

• senza miscelatore

with fixed tube

• without mixer

4 - FLESSIBILI / FLEXIBLE HOSES

Flessibile ottone 1/2" x 1/2" l. 600 mm
doppia aggaffatura
l. 600 mm 1/2" x 1/2" double interlock brass
flexible hose



ZFLO 032 **Finiture - Finishes** **EUR**

per colonna ZCOL680 **CR**

for ZCOL680 shower column

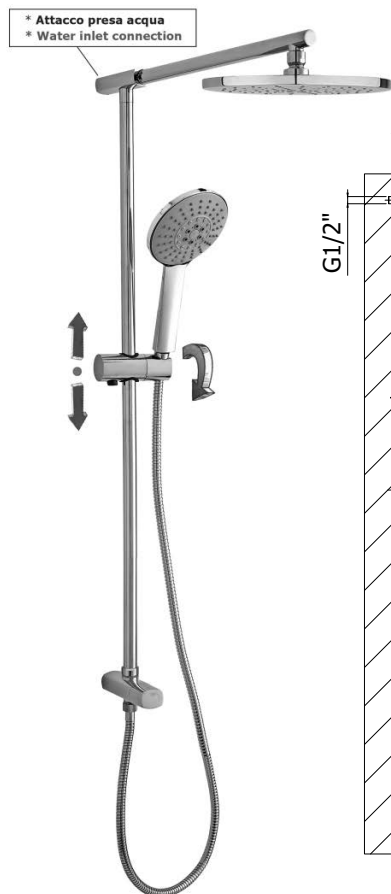
Flessibile 1500 mm doppia aggaffatura con
calotta conica
1500 mm double interlock metal flexible hose
with conical nut



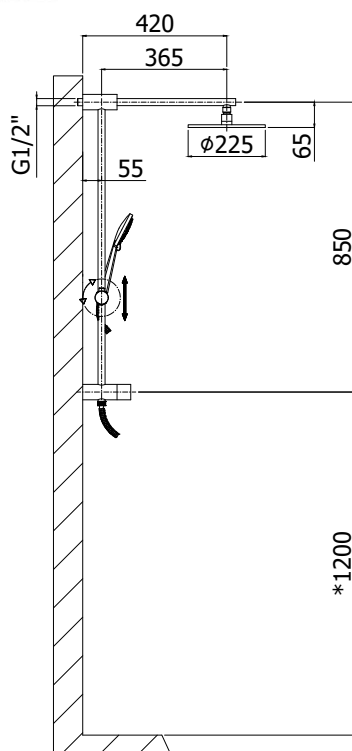
ZFLO 001 **Finiture - Finishes** **EUR**

per colonna ZCOL680 **CR**

for ZCOL680 shower column



* Attacco presa acqua
* Water inlet connection



*MISURA CONSIGLIATA
*SUGGESTED SIZE

Colonna doccia "UP" con presa acqua completa di:

- deviatore
- supporto doccia scorrevole tondo
- doccia GIADA monogetto in ABS
- soffione MASTER "Tondo" Ø225mm in metallo
- flessibile in metallo 1500 mm

"UP" shower column, with upside water inlet complete with:

- diverter
- round sliding brackets
- ABS single spray GIADA hand shower
- MASTER Ø225mm "Round" metal shower head
- metal flexible hose 1500 mm

ZCOL 687 UP **Finiture - Finishes** **EUR**

con tubo fisso **CR**

• senza miscelatore

with fixed tube

• without mixer

colonne doccia - shower columns

new



Colonna doccia regolabile MINI MASTER completa di:

- supporto scorrevole tondo ECO
- doccia GIADA in ABS
- soffione BAHAMAS "Tondo" Ø230mm in metallo
- flessibile in metallo 1500 mm

MINI MASTER adjustable shower column complete with:

- round sliding bracket ECO
- ABS GIADA hand shower
- BAHAMAS Ø230mm "Round" metal shower head
- metal flexible hose 1500 mm

ZCOL 686SK2 MINI MASTER

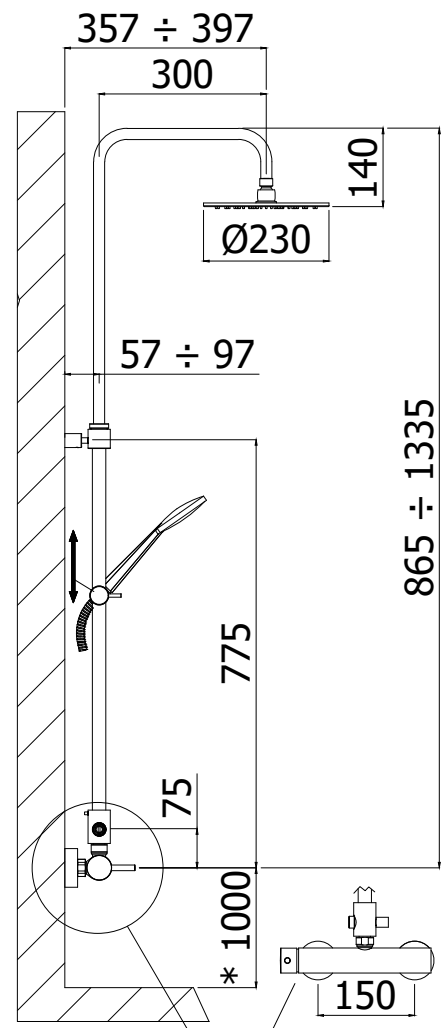
Finiture - Finishes

EUR

con miscelatore SK168RCR

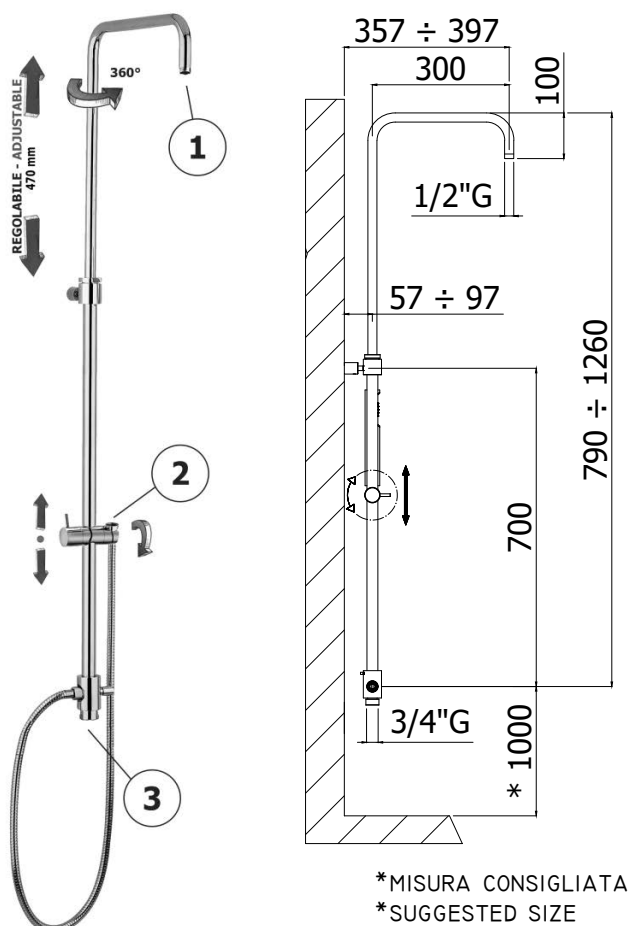
CR

with mixer SK168RCR



* MISURA CONSIGLIATA

* SUGGESTED SIZE



Colonna doccia regolabile MINI MASTER completa di:

- deviatore
- supporto scorrevole tondo ECO
- flessibile in metallo 1500 mm

MINI MASTER adjustable shower column complete with:

- diverter
- round sliding bracket ECO
- metal flexible hose 1500 mm

ZCOL 686CRX MINI MASTER

Finiture - Finishes

EUR

senza miscelatore

• senza doccia

• senza soffione

without mixer

• without shower

• without shower head

CRX

1 - SOFFIONI / SHOWER HEADS

Soffione MASTER "Tondo" in metallo:
MASTER "Round" metal shower head:



ZSOF 074

ispezionabile - Ø225mm
inspectable - Ø225mm

Finiture - Finishes EUR
CR

Soffione BAHAMAS "Tondo" in metallo:
BAHAMAS "Round" metal shower head:



ZSOF 093

non ispezionabile - Ø230mm
not inspectable - Ø230mm

Finiture - Finishes EUR
CR

2 - DOCCE / HANDS SHOWERS

Doccia Master
Master hand-shower



ZDOC 067

(monogetto) in metallo
(single spray) metal

Finiture - Finishes EUR
CR

Doccia Giada
Giada hand-shower



ZDOC 105

(monogetto) in ABS - Ø105mm
(single spray) in ABS - Ø105mm

Finiture - Finishes EUR
CR

3 - SUPPORTI / CONNECTIONS KIT

Supporto a muro "Tondo" per
collegamento doccia esterno completo
di:

- con flessibile ottone 1/2"x1/2"G - l.600mm

"Round" connection kit for external
shower mixer complete with:

- with 1/2"x1/2"G brass flexible hose - l.600mm



ZCOL 839

per colonna doccia ZCOL686CRX
for ZCOL686CRX shower column

Finiture - Finishes EUR
CR

Supporto a muro "Tondo" con presa
acqua completo di:

- attacco superiore 3/4"G
- attacco a muro 1/2"G

"Round" wall bracket with water intake
complete with:

- 3/4"G upper connection
- 1/2"G wall connection

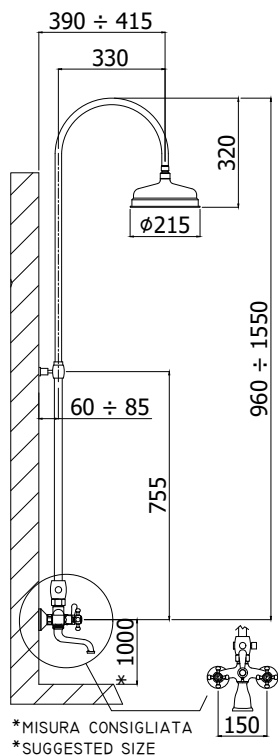
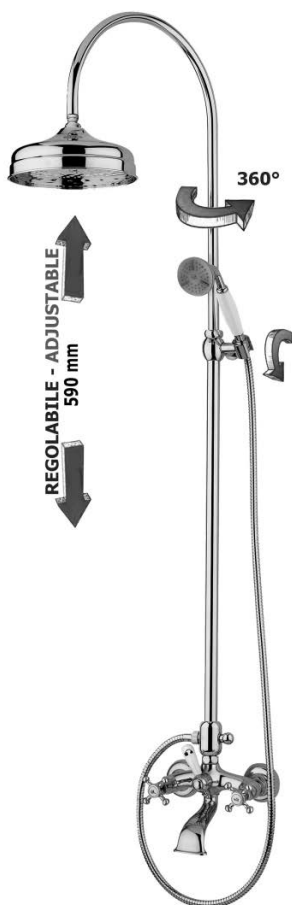


ZCOL 841

per colonna doccia ZCOL686CRX
for ZCOL686CRX shower column

Finiture - Finishes EUR
CR

colonne doccia - shower columns



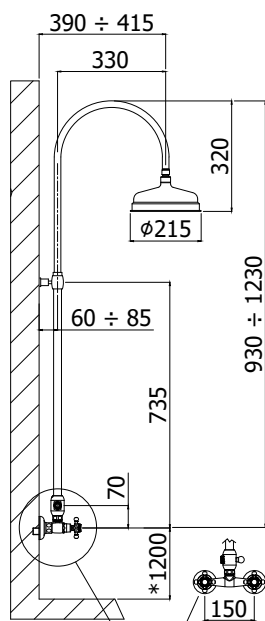
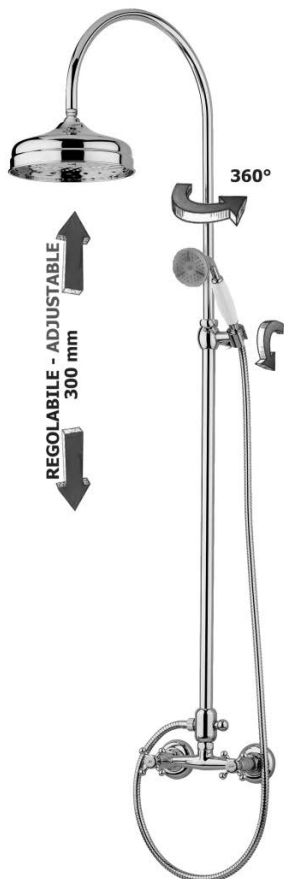
Colonna doccia regolabile BELINDA completa di:

- deviatore
- supporto fisso sferico
- doccia Retrò BELINDA monogetto
- soffione BELINDA Ø215mm in metallo
- flessibile in metallo 1500 mm

BELINDA adjustable shower column complete with:

- diverter
- spheric fixed bracket
- BELINDA Retrò (single spray) hand shower
- BELINDA Ø 215mm metal shower head
- metal flexible hose 1500 mm

ZCOL 000.. -022L BELINDA	Finiture - Finishes	EUR
con gruppo vasca/doccia FBLV022 . . . with bath/shower mixer FBLV022 . . .	CR BR	



Colonna doccia regolabile BELINDA completa di:

- deviatore
- supporto fisso sferico
- doccia Retrò BELINDA monogetto
- soffione BELINDA Ø215mm in metallo
- flessibile in metallo 1500 mm

BELINDA adjustable shower column complete with:

- diverter
- spheric fixed bracket
- BELINDA Retrò (single spray) hand shower
- BELINDA Ø 215mm metal shower head
- metal flexible hose 1500 mm

ZCOL 000 BELINDA	Finiture - Finishes	EUR
con gruppo doccia FBLV168R with shower mixer FBLV168R	CR BR	

ZCOL 100 BELINDA	Finiture - Finishes	EUR
senza gruppo doccia without shower mixer	CR BR	

3 - SUPPORTI / CONNECTIONS KIT

Supporto a muro "Sferico" per collegamento doccia esterno completo di:

- flessibile ottone 1/2"x1/2"G - l.600mm
- "Spheric" connection kit for external shower mixer complete with:
- 1/2"Gx1/2"G brass flexible hose - l.600mm



ZCOL 802	Finiture - Finishes	EUR
per colonna ZCOL100 for ZCOL100 shower column	CR BR	

Supporto a muro "Sferico" con presa acqua completo di:

- attacco superiore 3/4"G
- attacco a muro 1/2"G
- "Spheric" wall bracket with water intake complete with:
- 3/4"G upper connection
- 1/2"G wall connection



ZCOL 900	Finiture - Finishes	EUR
per colonna ZCOL100 for ZCOL100 shower column	CR BR	

		Finiture - Finishes	EUR
	<p>ZACC146 Valvolina antiritorno Ø15 mm per artt. ZCOL589 - ZCOL599 - ZCOL633 - ZCOL638 - ZCOL638K - ZCOL641 - ZCOL641K - ZCOL646 - ZCOL646K - ZCOL655 - ZCOL665 - ZCOL668 - ZCOL687</p> <p>Ø15 mm check valve for artt. ZCOL589 - ZCOL599 - ZCOL633 - ZCOL638 - ZCOL638K - ZCOL641 - ZCOL641K - ZCOL646 - ZCOL646K - ZCOL655 - ZCOL665 - ZCOL668 - ZCOL687</p>		
	<p>ZA91103R Cartuccia completa Ø 35 mm con distributore per miscelatore per artt. ZCOL607 - ZCOL620</p> <p>Complete cartridge Ø35 with distributor for mixer for artt. ZCOL607 - ZCOL620</p>	Finiture - Finishes	EUR
	<p>ZA 91104R Cartuccia completa Ø 35 mm senza distributore per miscelatore per artt. ZCOL599 - ZCOL601 - ZCOL603 - ZCOL621 - ZCOL686SK2</p> <p>Complete cartridge Ø35 without distributor for mixer for artt. ZCOL599 - ZCOL601 - ZCOL603 - ZCOL621 - ZCOL686SK2</p>	Finiture - Finishes	EUR
	<p>ZVIT001 Vitone dischi ceramici 90° dx per artt. ZCOL000 - ZCOL000..-022L</p> <p>90° ceramic disc valve right for artt. ZCOL000 - ZCOL000..-022L</p>	Finiture - Finishes	EUR
	<p>ZVIT028 Cartuccia deviatore Ø35 per artt. ZCOL589 - ZCOL638 - ZCOL638K - ZCOL641 - ZCOL641K - ZCOL646 - ZCOL646K - ZCOL721</p> <p>Diverter cartridge Ø35 for artt. ZCOL589 - ZCOL638 - ZCOL638K - ZCOL641 - ZCOL641K - ZCOL646 - ZCOL646K - ZCOL721</p>	Finiture - Finishes	EUR
	<p>ZVIT058 Cartuccia deviatore Ø30 mm per artt. ZCOL655 - ZCOL665</p> <p>Diverter cartridge Ø30 for artt. ZCOL655 - ZCOL665</p>	Finiture - Finishes	EUR
	<p>ZVIT064 Cartuccia termostatica con maniglia graduata per artt. ZCOL655 - ZCOL665</p> <p>Thermostatic cartridge with graduated handle for artt. ZCOL655 - ZCOL665</p>	Finiture - Finishes	EUR CR ST
	<p>ZVIT087 Cartuccia termostatica per artt. ZCOL589 - ZCOL638 - ZCOL638K - ZCOL641 - ZCOL641K - ZCOL646 - ZCOL646K - ZCOL721</p> <p>Thermostatic cartridge for artt. ZCOL589 - ZCOL638 - ZCOL638K - ZCOL641 - ZCOL641K - ZCOL646 - ZCOL646K - ZCOL721</p>	Finiture - Finishes	EUR CR BO NO HG HGSP ST

Finiture - Finishes EUR



ZVIT093 Cartuccia termostatica coassiale Ø40 mm per art. ZCOL682
Coaxial thermostatic cartridge Ø40 mm for art. ZCOL682

Finiture - Finishes EUR



ZVIT106 Cartuccia termostatica per art. ZCOL673
Thermostatic cartridge for art. ZCOL673

Finiture - Finishes EUR



ZVIT095 Cartuccia deviatore (2 uscite) con STOP per art. ZCOL672
Diverter cartridge (2 outlets) with STOP for art. ZCOL672

ZVIT107 Cartuccia deviatore (2 uscite) con STOP per art. ZCOL673
Diverter cartridge (2 outlets) with STOP for art. ZCOL673

Finiture - Finishes EUR



ZVIT100 Cartuccia deviatore (3 uscite) senza STOP per art. ZCOL682
Diverter cartridge (3 outlets) without STOP for art. ZCOL682

Finiture - Finishes EUR



ZVIT096 Cartuccia miscelatore Ø35 mm senza distributore per art. ZCOL672
Mixer cartridge Ø35 mm without distributor for art. ZCOL672

Finiture - Finishes EUR



ZVIT123 Set cartuccia termostatica per art. ZCOL668
Thermostatic cartridge set for art. ZCOL668

Finiture - Finishes EUR



ZVIT124 Set vitone per art. ZCOL668
Ceramic disc valve set for art. ZCOL668

Finiture - Finishes EUR
CR



ZVIT125 Cartuccia termostatica per art. ZCOL633
Thermostatic cartridge for art. ZCOL633

Finiture - Finishes **EUR**



ZVIT126 Cartuccia deviatore (2 uscite) per art. ZCOL633
Diverter cartridge (2 outlets) for art. ZCOL633

Finiture - Finishes **EUR**



ZMAN121 Maniglia per cartuccia deviatore per artt. ZCOL655 - ZCOL665
Handle for diverter cartridge for artt. ZCOL655 - ZCOL665

CR
ST

Finiture - Finishes **EUR**



ZMAN125 Maniglia per vitone a dischi ceramici per artt. ZCOL589 - ZCOL638 - ZCOL638K - ZCOL641
- ZCOL641K - ZCOL646 - ZCOL646K - ZCOL721
Handle for ceramic disc valve for artt. ZCOL589 - ZCOL638 - ZCOL638K - ZCOL641 -
ZCOL641K - ZCOL646 - ZCOL646K - ZCOL721

CR
BO
NO
HG
HGSP
ST

ZMAN164 Maniglia per cartuccia deviatore per art. ZCOL599
Handle for diverter cartridge for art. ZCOL599

CR

ZMAN170 Maniglia per cartuccia deviatore per art. ZCOL633
Handle for diverter cartridge for art. ZCOL633

CR

Finiture - Finishes **EUR**



ZMAN142 Maniglia per cartuccia deviatore per art. ZCOL672
Handle for diverter cartridge for art. ZCOL672

CR

ZMAN143 Maniglia per cartuccia miscelatore per art. ZCOL672
Handle for mixer cartridge for art. ZCOL672

CR

Finiture - Finishes **EUR**



ZMAN144 Maniglia per cartuccia deviatore per artt. ZCOL673-ZCOL682
Handle for diverter cartridge for artt. ZCOL673-ZCOL682

CR

ZMAN145 Maniglia per cartuccia termostatica per art. ZCOL682
Handle for thermostatic cartridge for art. ZCOL682

CR

ZMAN151 Maniglia per cartuccia termostatica per art. ZCOL673
Handle for thermostatic cartridge for art. ZCOL673

CR

Finiture - Finishes **EUR**



ZMAN213 Maniglia per vitone per art. ZCOL668
Handle for ceramic disc valve for art. ZCOL668

CR

Finiture - Finishes **EUR**



ZMAN214 Maniglia per cartuccia termostatica per art. ZCOL668
Handle for thermostatic cartridge for art. ZCOL668

CR

colonne doccia - shower columns

ricambi - spare parts

		Finiture - Finishes	EUR
	ZLEV085 Leva per miscelatore per artt. ZCOL599 - ZCOL601 - ZCOL603 - ZCOL621 - ZCOL686SK2 Lever for mixer for artt. ZCOL599 - ZCOL601 - ZCOL603 - ZCOL621 - ZCOL686SK2	CR	
	ZLEV098 Leva CUBO per miscelatore per artt. ZCOL607 - ZCOL620 CUBO lever for mixer for artt. ZCOL607 - ZCOL620	CR	
	ZCOL822 Supporto doccia scorrevole quadro per colonna ZCOL665 SQUARE metal slider bracket for ZCOL665 shower column	CR	
	ZCOL843 Supporto doccia scorrevole TONDO in metallo per colonne ZCOL601 - ZCOL611 - ZCOL621 - ZCOL622 - ZCOL622K - ZCOL646 - ZCOL686 - ZCOL721 ROUND metal slider bracket for ZCOL601 - ZCOL611 - ZCOL621 - ZCOL622 - ZCOL622K - ZCOL646 - ZCOL686 - ZCOL721 shower columns	CR ST	
	ZCOL859 Supporto doccia scorrevole TONDO eco per colonne ZCOL589 - ZCOL599 - ZCOL633 - ZCOL638 - ZCOL638K - ZCOL641 - ZCOL641K - ZCOL686CRX - ZCOL686SK2 ROUND eco slider bracket for ZCOL589 - ZCOL599 - ZCOL633 - ZCOL638 - ZCOL638K - ZCOL641 - ZCOL641K - ZCOL686CRX - ZCOL686SK2 shower columns	CR BO NO	
	ZSAL173 Supporto doccia scorrevole TONDO per art. ZCOL680 ROUND slider bracket for art. ZCOL680	CR	
	ZSAL174 Supporto doccia scorrevole TONDO per colonna ZCOL687 ROUND slider bracket for ZCOL687 shower column	CR	
	ZCOL844 Supporto doccia scorrevole QUADRO in metallo per colonne ZCOL615 - ZCOL620 - ZCOL626 - ZCOL626K - ZCOL655 SQUARE metal slider bracket for ZCOL615 - ZCOL620 - ZCOL626 - ZCOL626K - ZCOL655 shower columns	CR ST	
	ZCOL831 Supporto doccia fisso quadro per colonne ZCOL607 - ZCOL617 Square fixed hand-shower bracket for ZCOL607 - ZCOL617 shower columns	CR	

		<u>Finiture - Finishes</u>	<u>EUR</u>
	ZCOL847 Supporto doccia fisso tondo in metallo per colonne ZCOL603- ZCOL613 Round fixed hand-shower bracket for ZCOL603 - ZCOL613 shower columns	CR	
	ZCOL811 deviatore doccia / soffione per colonne ZCOL687 Hand-shower / shower head diverter kit for ZCOL687 shower column	CR	
	ZCOL848 Blocco TONDO con deviatore doccia / soffione per colonne ZCOL601 - ZCOL603 - ZCOL611 - ZCOL613 - ZCOL621 - ZCOL622 - ZCOL622K - ZCOL686CRX - ZCOL686SK2 Round hand-shower / shower head diverter kit for ZCOL601 - ZCOL603 - ZCOL611 - ZCOL613 - ZCOL621 - ZCOL622 - ZCOL622K - ZCOL686CRX - ZCOL686SK2 shower columns ZCOL888 Blocco TONDO con deviatore doccia / soffione per colonna ZCOL721 Round hand-shower / shower head diverter kit for ZCOL721 shower column ZCOL803 Blocco TONDO con deviatore doccia / soffione per colonna ZCOL680 Round hand-shower / shower head diverter kit for ZCOL680 shower column	CR	
	ZCOL805 Deviatore doccia / soffione con valvolina di non ritorno per colonna ZCOL680 Hand shower / shower head diverter with check valve for ZCOL680 shower column	CR	
	ZDEV088.. V Deviatore doccia / soffione per colonne ZCOL601 - ZCOL603 - ZCOL611 - ZCOL613 - ZCOL621 - ZCOL622 - ZCOL622K - ZCOL686CRX - ZCOL686SK2 - ZCOL721 Hand-shower / shower head diverter for ZCOL601 - ZCOL603 - ZCOL611 - ZCOL613 - ZCOL621 - ZCOL622 - ZCOL622K - ZCOL686CRX - ZCOL686SK2 - ZCOL721 shower columns	CR	
	ZDEV109 Cartuccia deviatore (2 uscite) Ø30 mm senza STOP per art. ZCOL599 Diverter cartridge (2 outlets) Ø30 mm without STOP for art. ZCOL599		
	ZDEV113 Deviatore a pulsante per art. ZCOL668 Push diverter for art. ZCOL668		
	ZDEV114 Pulsante per deviatore DOCCIA per art. ZCOL668 Button for SHOWER diverter for art. ZCOL668	CR	
	ZDEV115 Pulsante per deviatore SOFFIONE per art. ZCOL668 Button for SHOWER HEAD diverter for art. ZCOL668	CR	



ZCOL860 Blocco QUADRO con deviatore doccia / soffione per colonne ZCOL615 - ZCOL620 - ZCOL626 - ZCOL626K
 SQUARE hand-shower / shower head diverter kit for ZCOL615 - ZCOL620 - ZCOL626 - ZCOL626K shower columns

Finiture - Finishes **EUR**
 CR



ZCOL861.. V Deviatore doccia / soffione per colonne ZCOL615 - ZCOL620 - ZCOL626 - ZCOL626K - ZCOL634
 Hand-shower / shower head diverter for ZCOL615 - ZCOL620 - ZCOL626 - ZCOL626K - ZCOL634 shower columns

Finiture - Finishes **EUR**
 CR



ZCOL862 Blocco BOMBATO con deviatore doccia / soffione per colonne ZCOL000 - ZCOL100
 SPHERIC hand-shower / shower head diverter kit for ZCOL000 - ZCOL100 shower columns

Finiture - Finishes **EUR**
 CR
 BR



ZCOL863.. V Deviatore doccia / soffione per colonne ZCOL000 - ZCOL100
 Hand-shower / shower head diverter for ZCOL000 - ZCOL100 shower columns

Finiture - Finishes **EUR**
 CR
 BR



ZCOL836 Blocco QUADRO con deviatore doccia / soffione per colonne ZCOL607 - ZCOL617
 SQUARE hand-shower / shower head diverter kit for ZCOL607 - ZCOL617 shower columns

Finiture - Finishes **EUR**
 CR



ZCOL837 Cartuccia deviatore per colonne ZCOL607 - ZCOL617
 Diverter cartridge for ZCOL607 - ZCOL617 shower columns

Finiture - Finishes **EUR**



ZCOL855 Supporto a muro TONDO con fissaggio per colonne ZCOL589 - ZCOL599 - ZCOL601 - ZCOL603 - ZCOL611 - ZCOL622 - ZCOL622K - ZCOL613 - ZCOL621 - ZCOL633 - ZCOL638 - ZCOL638K - ZCOL641 - ZCOL641K - ZCOL646 - ZCOL646K - ZCOL680 - ZCOL686CRX - ZCOL686SK2 - ZCOL721
 ROUND wall bracket with fixing kit for ZCOL589 - ZCOL599 - ZCOL601 - ZCOL603 - ZCOL611 - ZCOL622 - ZCOL622K - ZCOL613 - ZCOL621 - ZCOL633 - ZCOL638 - ZCOL638K - ZCOL641 - ZCOL641K - ZCOL646 - ZCOL646K - ZCOL680 - ZCOL686CRX - ZCOL686SK2 - ZCOL721 shower columns

Finiture - Finishes **EUR**
 CR
 BO
 NO
 HG
 HGSP
 ST



ZCOL856 Supporto a muro QUADRO con fissaggio per colonne ZCOL615 - ZCOL620 - ZCOL626 - ZCOL626K - ZCOL655 - ZCOL665
 ROUND wall bracket with fixing kit for ZCOL615 - ZCOL620 - ZCOL626 - ZCOL626K - ZCOL655 - ZCOL665 shower columns

Finiture - Finishes **EUR**
 CR
 ST

		Finiture - Finishes	EUR
	ZCOL864.. Supporto a muro con fissaggio per colonne ZCOL000 - ZCOL100 Wall bracket with fixing kit for ZCOL000 - ZCOL100 shower columns	CR BR	
	ZFLO001.. Flessibile 1500 mm doppia aggraffatura con calotta conica 1500 mm double interlock metal flexible hose with conical nut	CR BR	
	ZFLO031 Flessibile PVC argento 1/2" x 1/2" l. 1500 mm doppia calotta conica, una girevole l. 1500 mm 1/2" x 1/2" twist free Silver PVC hose with double conical nuts	AG	
	ZFLO032.. Flessibile ottone 1/2" x 1/2" l. 600 mm doppia aggraffatura per supporto a muro ZCOL839 - ZCOL840 - ZCOL802 l. 600 mm 1/2" x 1/2" double interlock brass flexible hose for ZCOL839 - ZCOL840 - ZCOL802 wall brackets	CR BR	
	ZFLO032.. Flessibile PVC argento 1/2" x 1/2" l. 600 mm per supporto a muro ZCOL839 - ZCOL840 - ZCOL802 600 mm 1/2" x 1/2" Silver PVC hose for ZCOL839 - ZCOL840 - ZCOL802 wall brackets	AG	
	ZFLO071 Flessibile PVC colorato 1/2"x1/2"G - 1500mm 1/2"x1/2"G colored PVC hose - 1500mm	BO NO	
	ZFLO075 Flessibile ottone Lusso 1/2"Gx1/2"G con calotta conica girevole - 1500mm Luxury 1/2"Gx1/2"G twist-free brass flexible hose with conical nut - 1500mm	HG HGSP ST	
	ZCAL007 Calotta 3/4" per artt. ZCOL848 - ZCOL860 3/4" nut for artt. ZCOL848 - ZCOL860	CR	
	ZCAL020 Calotta 1/2" per colonne ZCOL589 - ZCOL633 - ZCOL638 - ZCOL638K - ZCOL646 - ZCOL646K - ZCOL655 - ZCOL721 1/2" nut for ZCOL589 - ZCOL633 - ZCOL638 - ZCOL638K - ZCOL646 - ZCOL646K - ZCOL655 - ZCOL721 shower columns	CR BO NO HG HGSP ST	
	ZSED001 Sede per artt. ZCOL848 - ZCOL860 Seat for artt. ZCOL848 - ZCOL860	CR	
	ZSED023 Sede per colonne ZCOL589 - ZCOL633 - ZCOL638 - ZCOL638K - ZCOL641 - ZCOL641K - ZCOL646 - ZCOL646K - ZCOL655 - ZCOL721 Seat for ZCOL589 - ZCOL633 - ZCOL638 - ZCOL638K - ZCOL641 - ZCOL641K - ZCOL646 - ZCOL646K - ZCOL655 - ZCOL721 shower columns	CR	

		<u>Finiture - Finishes</u>	<u>EUR</u>
	ZCOL852 Set prolunga 12 mm supporto quadro per colonne ZCOL607 - ZCOL617 Wall bracket 12 mm square extension for ZCOL607 - ZCOL617 shower columns	CR	
	ZCOL853 Set prolunga 22 mm supporto quadro per colonne ZCOL607 - ZCOL617 Wall bracket 22 mm square extension for ZCOL607 - ZCOL617 shower columns	CR	
.....			
	ZCOL820 Raccordo G1/2"F x G3/4"F per colonne ZCOL607 - ZCOL617 per collegamento miscelatore rovesciato art. 168R G1/2"F x G3/4"F connection nut for ZCOL607 - ZCOL617 shower columns with overturned mixer art. 168R	CR	
.....			
	ZCOL908 Riduzione 3/4" x 1/2" per colonne ZCOL000 - ZCOL100 3/4" x 1/2" connection for ZCOL000 - ZCOL100 shower columns	CR	
.....			
	ZECC051 Eccentrico completo per art. ZCOL668 Complete eccentric connection for art. ZCOL668		
.....			
	ZSUP041 Supporto a muro con fissaggio per art. ZCOL668 Wall bracket with fixing for art. ZCOL668		
.....			
	ZSOF135 Soffione per colonne BETA/GAMMA per artt. ZCOL672-ZCOL673 Shower head for shower columns BETA/GAMMA for artt. ZCOL672-ZCOL673		
.....			

saliscendi

sliding rails

Una vasta gamma di saliscendi dalle linee essenziali e raffinate, per garantire la soluzione perfetta a qualsiasi requisito di installazione. Differenti misure di asta e di interasse, supporti fissi o regolabili, diverse tipologie di design e di doccette per adattarsi alla perfezione a tutti gli altri complementi d'arredo dell'ambiente bagno.

A wide range of sliding rail shower sets with clean and refined lines to ensure the perfect solution for any installation requirement. Different measures of rod and centre-distance, adjustable or fixed brackets, various types of design and hand-showers to fit perfectly with all the other bathroom fittings.



FINITURE FINISHES

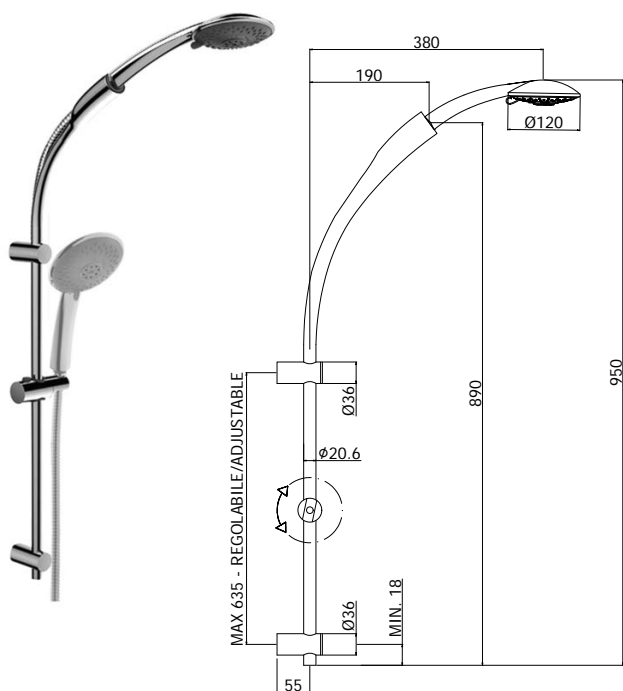
La serie **SALISCENDI** è disponibile nelle seguenti finiture:
SLIDING RAILS range is available in the following finishes:

CR	cromato <i>chrome plated</i>	(per tutti gli articoli) <i>(for all items)</i>
BO	finitura bianco opaco <i>matt white finish</i>	(solo per artt. ZSAL135-146) <i>(for artt. ZSAL135-146 only)</i>
NO	finitura nero opaco <i>matt black finish</i>	(solo per artt. ZSAL135-146) <i>(for artt. ZSAL135-146 only)</i>
ST	finitura steel looking <i>steel looking finish</i>	(solo per artt. ZSAL135-145) <i>(for artt. ZSAL135-145 only)</i>
HG	finitura Honey gold <i>Honey gold finish</i>	(solo per artt. ZSAL135) <i>(for artt. ZSAL135 only)</i>
HGSP	finitura Honey gold spazzolato <i>Brushed Honey gold finish</i>	(solo per artt. ZSAL135) <i>(for artt. ZSAL135 only)</i>

Finiture disponibili solo per artt. **ZSAL010-070**:
Finishes available for artt. ZSAL010-070 only:

CO	finitura cromo + gold finish <i>chrome + gold finish</i>
CC	finitura colore + cromo <i>steel looking finish</i>
CG	finitura colore + gold finish <i>colour + gold finish</i>
GF	gold finish <i>gold finish</i>
BR	finitura bronzo <i>bronze finish</i>
RM	finitura ramato <i>copper finish</i>

saliscendi - sliding rails



Saliscendi TWIN completo di:

- asta $\varnothing 20,6 \times L.910$ mm in metallo
- supporti regolabili in ABS
- supporto doccia scorrevole in ABS
- doccia **Prestige** in ABS, 4 getti, $\varnothing 120$ mm
- flex speciale metallo doppia aggraffatura 1500 mm con calotta conica girevole

TWIN sliding rail shower set complete with:

- metal rod $\varnothing 20,6 \times L.910$ mm
- adjustable ABS wall brackets
- ABS slider bracket for hand-shower
- **Prestige** ABS hand shower, four-spray functions, $\varnothing 120$ mm
- special double interlock twist-free metal flexible hose 1500 mm with conical nut

ZSAL 197 TWIN

con interasse MAX 635 mm
with MAX distance between centres
635mm

Finiture - Finishes EUR

CR

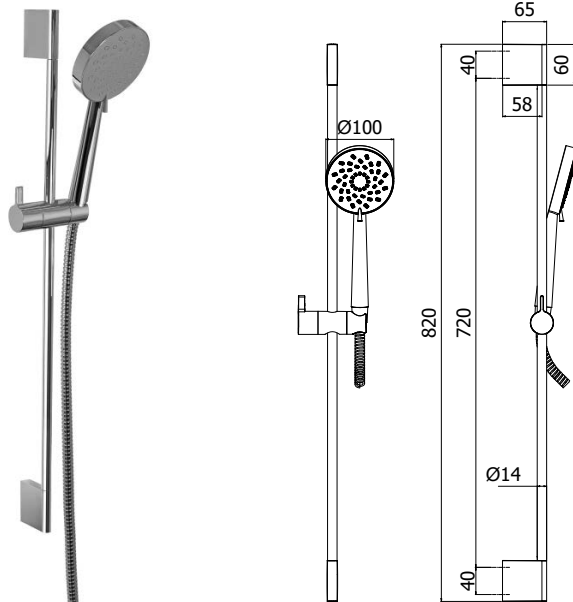
ZFLO 077

Flessibile speciale ottone doppia
aggraffatura $1/2'' \times 1/2'' \times G$ con calotta
conica girevole

- per art. ZSAL197
- $1/2'' \times 1/2'' \times G$ Special double interlock
twist-free brass flexible hose with conical
nut
- for art. ZSAL197

CR

new



Saliscendi LUNA TOP completo di:

- asta $\varnothing 14 \times L.820$ mm in metallo
- supporti fissi in ABS
- supporto doccia scorrevole in ABS
- doccia **Luna** in ABS, 3 getti, $\varnothing 100$ mm
- flessibile ottone Lusso $1/2'' \times 1/2'' \times G$ con calotta conica girevole

LUNA TOP sliding rail shower set complete with:

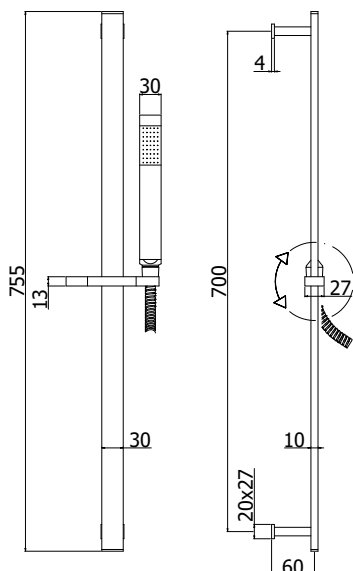
- metal rod $\varnothing 14 \times L.820$ mm
- ABS fixed wall bracket
- ABS slider bracket for hand-shower
- ABS **Luna** hand shower, three-spray functions, $\varnothing 100$ mm
- Luxury $1/2'' \times 1/2'' \times G$ twist-free brass flexible hose with conical nut

ZSAL 212 LUNA TOP

con interasse 720-800 mm
with distance between centres 720-800
mm

Finiture - Finishes EUR

CR



Saliscendi CITY completo di:

- asta rettangolare in metallo
- supporti fissi in metallo
- supporto doccia scorrevole in metallo
- doccia **PREMIUM** in metallo
- flessibile 1500 mm

CITY sliding rail shower set complete with:

- rectangular metal rod
- metal fixed wall bracket
- metal slider bracket
- **Premium** metal hand-shower
- flexible hose 1500 mm

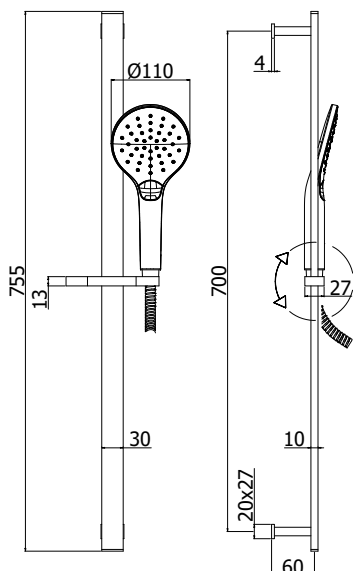
ZSAL 145 CITY

con interasse 700 mm
with distance between centres 700mm

Finiture - Finishes **EUR**

CRAG
ST

new



Saliscendi CITY SOFIA completo di:

- asta rettangolare in metallo
- supporti fissi in metallo
- supporto doccia scorrevole in metallo
- doccia **SOFIA** in ABS, 2 getti (selettori getti a pulsante), Ø110 mm
- flessibile PVC argento 1500 mm con calotta conica girevole

CITY SOFIA sliding rail shower set complete with:

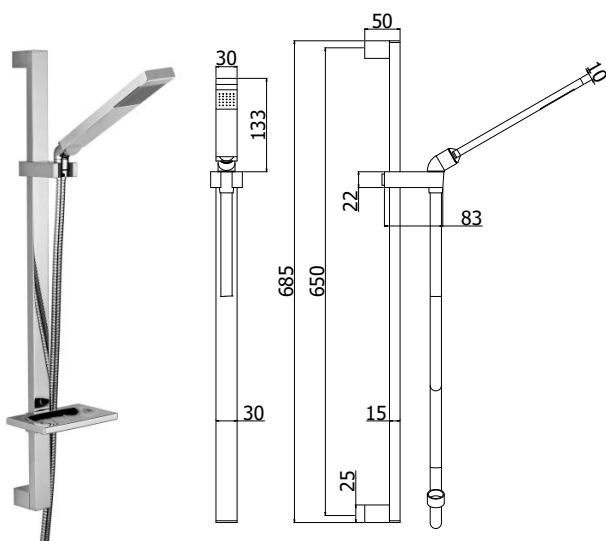
- rectangular metal rod
- metal fixed wall bracket
- metal slider bracket
- **ABS SOFIA** hand shower, two-spray functions (push-button diverter), Ø110 mm
- with silver PVC hose 1500 mm twist free with conical nut

ZSAL 147 CITY SOFIA

con interasse 700 mm
with distance between centres 700mm

Finiture - Finishes **EUR**

CRAG



Saliscendi LEVEL completo di:

- asta rettangolare in metallo
- supporti fissi in ABS
- supporto doccia scorrevole in ABS
- doccia **PREMIUM** in metallo con curva
- flessibile in metallo doppia aggraffatura 1500mm con calotta conica girevole
- portasapone rettangolare in ABS

LEVEL sliding rail shower set complete with:

- rectangular metal rod
- ABS fixed wall bracket
- ABS slider bracket for hand-shower
- **Premium** metal hand-shower with elbow
- double interlock twist-free metal flexible hose 1500mm with conical nut
- rectangular ABS soap dish

ZSAL 079 LEVEL

con interasse 650mm
with distance between centres 650mm

Finiture - Finishes **EUR**

CR

ZSAL 080

Portasapone per asta Level
Soap dish for Level rail

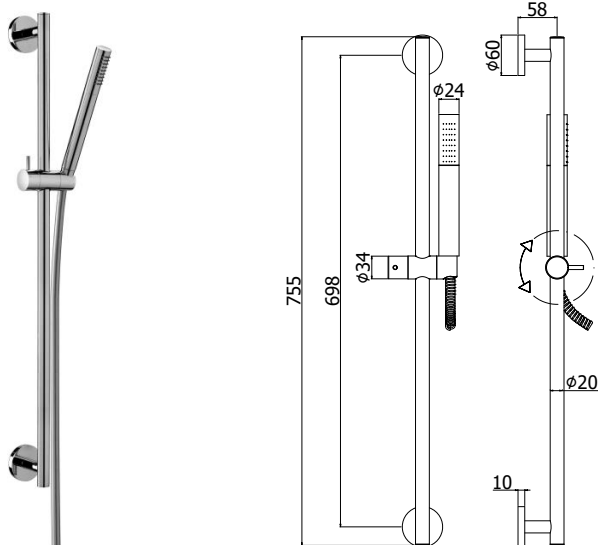
CR

ZACC 259

Curvetta F.1/2" x M.1/2" per artt.
ZSAL079-088
F.1/2" x M.1/2" elbow tube connection for
artt. ZSAL079-088

CR

saliscendi - sliding rails

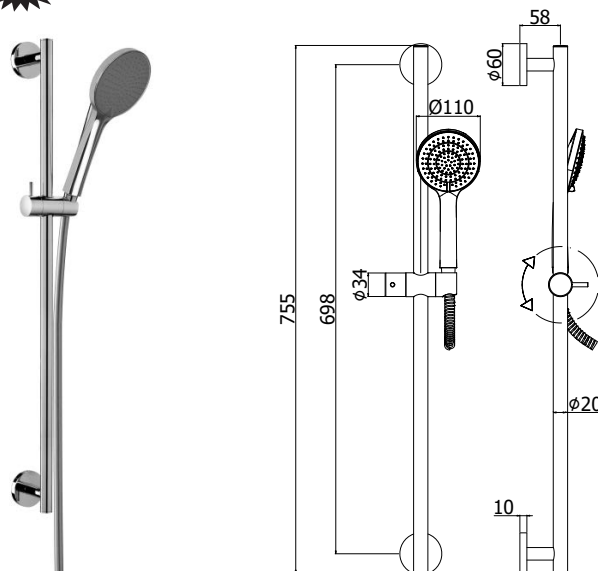


- Saliscendi LIFE completo di:
- asta Ø20 x L.755 mm in metallo
 - supporti fissi in metallo
 - supporto doccia scorrevole in metallo
 - doccia **Master** tonda in metallo
 - flessibile PVC argento 1500 mm con calotta conica girevole
- LIFE sliding rail shower set complete with:
- metal rod Ø20 x L.755 mm
 - metal fixed wall bracket
 - metal slider bracket
 - **Master** round metal hand-shower
 - Silver PVC hose 1500 mm twist free with conical nut

ZSAL 135 LIFE	Finiture - Finishes	EUR
con interasse 698 mm	CRAG	
with distance between centres 698mm	BO	
	NO	
	ST	
	HG	
	HGSP	

ZSAL 141
 Portasapone RECORD/LIFE per asta Ø20 mm
 RECORD/LIFE soap dish for Ø20 mm rail

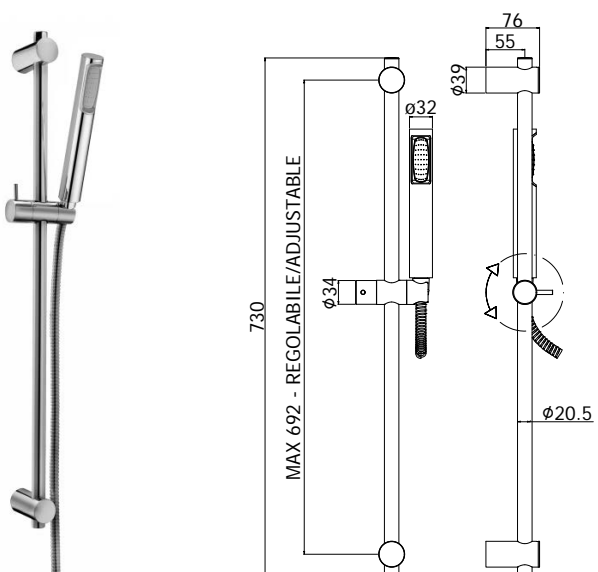
new



- Saliscendi LIFE GINEVRA completo di:
- asta Ø20 x L.755 mm in metallo
 - supporti fissi in metallo
 - supporto doccia scorrevole in metallo
 - doccia **GINEVRA** in ABS, 3 getti, Ø110 mm
 - flessibile PVC argento 1500 mm con calotta conica girevole
- LIFE GINEVRA sliding rail shower set complete with:
- metal rod Ø20 x L.755 mm
 - metal fixed wall bracket
 - metal slider bracket
 - ABS **GINEVRA** hand shower, three-spray functions, Ø110 mm
 - Silver PVC hose 1500 mm twist free with conical nut

ZSAL 146 LIFE GINEVRA	Finiture - Finishes	EUR
con interasse 698 mm	CRAG	
with distance between centres 698mm	BO	
	NO	

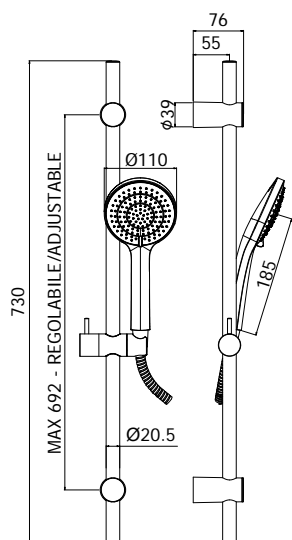
ZSAL 141
 Portasapone RECORD/LIFE per asta Ø20 mm
 RECORD/LIFE soap dish for Ø20 mm rail



- Saliscendi STICK NEW completo di:
- asta Ø20,5 x L.730 mm in metallo
 - supporti regolabili in ABS
 - supporto doccia scorrevole in metallo
 - doccia **Birillo** tonda in ABS
 - flex metallo doppia aggraffatura 1500 mm con calotta conica girevole
- STICK NEW sliding rail shower set complete with:
- metal rod Ø20,5 x L.730 mm
 - adjustable ABS wall brackets
 - metal slider bracket
 - **Birillo** round ABS hand shower
 - double interlock twist-free metal flexible hose 1500 mm with conical nut

ZSAL 150 STICK NEW	Finiture - Finishes	EUR
con interasse MAX 692 mm	CR	
with MAX distance between centres 692mm		

ZSAL 111
 Portasapone MAJORCA per asta Ø20,5 mm
 MAJORCA soap dish for Ø20,5 mm rail



Saliscendi GINEVRA completo di:

- asta Ø20,5 x L.730 mm in metallo
- supporti regolabili in ABS
- supporto doccia scorrevole in metallo
- doccia **GINEVRA** in ABS, 3 getti, Ø110 mm
- interasse MAX 692 mm

GINEVRA sliding rail shower set complete with:

- with metal rod Ø20,5 x L.730 mm
- adjustable ABS wall brackets
- metal slider bracket
- ABS **GINEVRA** hand shower, three-spray functions, Ø110 mm
- MAX distance between centres 692mm

ZSAL 211CR GINEVRA

con flex metallo doppia aggraffatura 1500 mm con calotta conica girevole
with L. 1500mm double interlock flexible hose and conical nut

Finiture - Finishes

CR

EUR

ZSAL 211CRAG GINEVRA

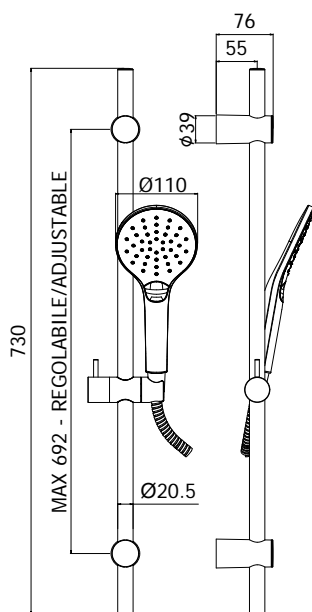
con flessibile PVC argento 1500 mm con calotta conica girevole
with PVC silver flexible hose 1500 mm with twist-free conical nut

CRAG

ZSAL 111

Portasapone MAJORCA per asta Ø20,5 mm
MAJORCA soap dish for Ø20,5 mm rail

new



Saliscendi SOFIA completo di:

- supporti regolabili in ABS
- supporto doccia scorrevole in metallo
- doccia **SOFIA** in ABS, 2 getti (selettori getti a pulsante), Ø110 mm

SOFIA sliding rail shower set complete with:

- adjustable ABS wall brackets
- metal slider bracket
- ABS **SOFIA** hand shower, two-spray functions (push-button diverter), Ø110 mm

ZSAL 210CR SOFIA

con asta Ø20,5 x L.730 mm in metallo
• con flex metallo doppia aggraffatura 1500 mm con calotta conica girevole
• interasse MAX 692 mm
with metal rod Ø20,5 x L.730 mm
• with L. 1500mm double interlock flexible hose and conical nut
• MAX distance between centres 692mm

Finiture - Finishes

CR

EUR

ZSAL 210CRAG SOFIA

con asta Ø20,5 x L.730 mm in metallo
• con flessibile PVC argento 1500 mm con calotta conica girevole
• interasse MAX 692 mm
with metal rod Ø20,5 x L.730 mm
• with PVC silver flexible hose 1500 mm with twist-free conical nut
• MAX distance between centres 692mm

CRAG

ZSAL 210CRAG90 SOFIA

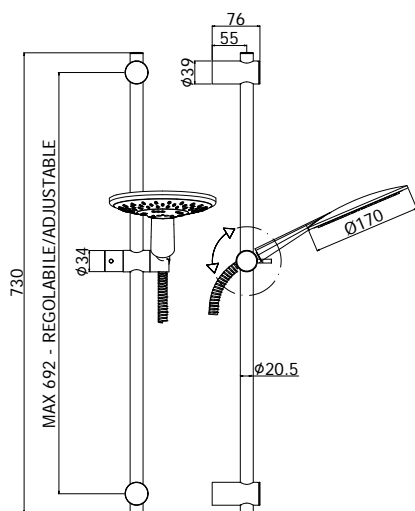
con asta Ø20,5 x L.900 mm in metallo
• con flessibile PVC argento 2000 mm con calotta conica girevole
• interasse MAX 862 mm
with metal rod Ø20,5 x L.900 mm
• with PVC silver flexible hose 2000 mm with twist-free conical nut
• MAX distance between centres 862mm

CRAG90

ZSAL 111

Portasapone MAJORCA per asta Ø20,5 mm
MAJORCA soap dish for Ø20,5 mm rail

saliscendi - sliding rails



Saliscendi ODEON completo di:

- asta $\varnothing 20,5 \times L.730$ mm in metallo
- supporti regolabili in ABS
- supporto doccia scorrevole in metallo
- doccia **Odeon** in ABS, monogetto, $\varnothing 170$ mm
- flessibile PVC nero 1500 mm con calotta conica girevole

ODEON sliding rail shower set complete with:

- metal rod $\varnothing 20,5 \times L.730$ mm
- adjustable ABS wall brackets
- metal slider bracket
- ABS **Odeon** hand shower, single spray, $\varnothing 170$ mm
- Black PVC hose 1500 mm twist free with conical nut

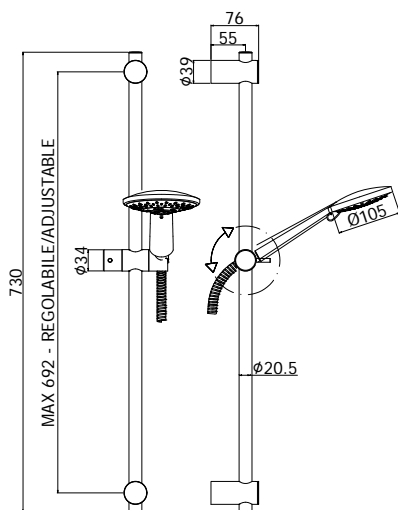
ZSAL 196 ODEON

con interasse MAX 692 mm
with MAX distance between centres
692mm

Finiture - Finishes EUR
CR

ZSAL 111

Portasapone MAJORCA per asta $\varnothing 20,5$ mm
MAJORCA soap dish for $\varnothing 20,5$ mm rail



Saliscendi BRIO completo di:

- asta $\varnothing 20,5 \times L.730$ mm in metallo
- supporti regolabili in ABS
- supporto doccia scorrevole in metallo
- doccia **Brio** in ABS, 4 getti, $\varnothing 105$ mm
- flex metallo doppia aggraffatura 1500 mm con calotta conica girevole

BRIO sliding rail shower set complete with:

- metal rod $\varnothing 20,5 \times L.730$ mm
- adjustable ABS wall brackets
- metal slider bracket
- **Brio** ABS hand-shower, 4-spray functions, $\varnothing 105$ mm
- double interlock twist-free metal flexible hose 1500 mm with conical nut

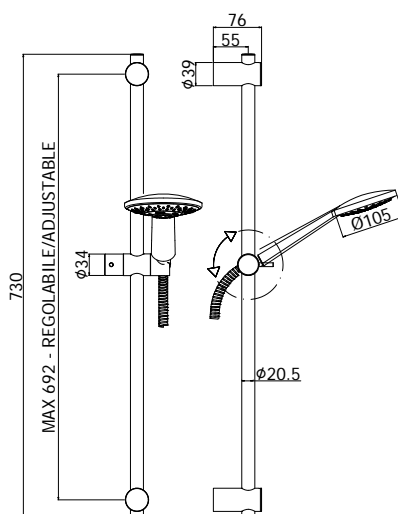
ZSAL 194 BRIO

con interasse MAX 692 mm
with MAX distance between centres
692mm

Finiture - Finishes EUR
CR

ZSAL 111

Portasapone MAJORCA per asta $\varnothing 20,5$ mm
MAJORCA soap dish for $\varnothing 20,5$ mm rail



Saliscendi GIADA completo di:

- asta $\varnothing 20,5 \times L.730$ mm in metallo
- supporti regolabili in ABS
- supporto doccia scorrevole in metallo
- doccia **Giada** in ABS, monogetto, $\varnothing 105$ mm
- flex metallo doppia aggraffatura 1500 mm con calotta conica girevole

GIADA sliding rail shower set complete with:

- metal rod $\varnothing 20,5 \times L.730$ mm
- adjustable ABS wall brackets
- metal slider bracket
- ABS **GIADA** hand shower, single spray, $\varnothing 105$ mm
- double interlock twist-free metal flexible hose 1500 mm with conical nut

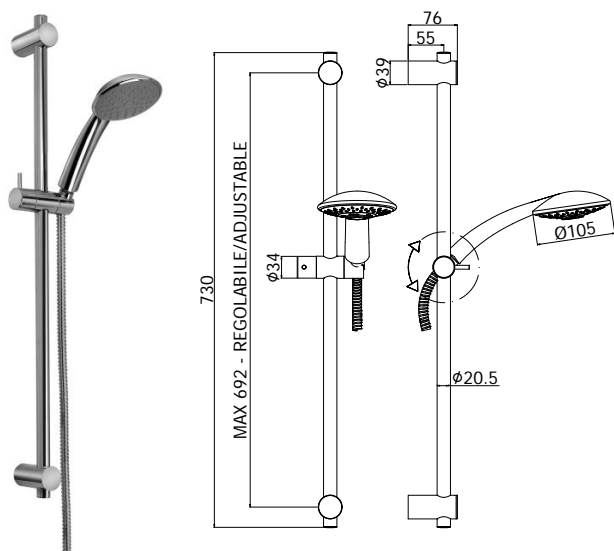
ZSAL 195 GIADA

con interasse MAX 692 mm
with MAX distance between centres
692mm

Finiture - Finishes EUR
CR

ZSAL 111

Portasapone MAJORCA per asta $\varnothing 20,5$ mm
MAJORCA soap dish for $\varnothing 20,5$ mm rail



Saliscendi LANCE completo di:

- asta $\varnothing 20,5$ x L.730 mm in metallo
- supporti regolabili in ABS
- supporto doccia scorrevole in metallo
- doccia Lance in ABS, monogetto, $\varnothing 105$ mm
- flex metallo doppia aggraffatura 1500 mm con calotta conica girevole

LANCE sliding rail shower set complete with:

- metal rod $\varnothing 20,5$ x L.730 mm
- adjustable ABS wall brackets
- metal slider bracket
- ABS Lance hand shower, single spray, $\varnothing 105$ mm
- double interlock twist-free metal flexible hose 1500 mm with conical nut

ZSAL 181 LANCE

con interasse MAX 692 mm
with MAX distance between centres
692mm

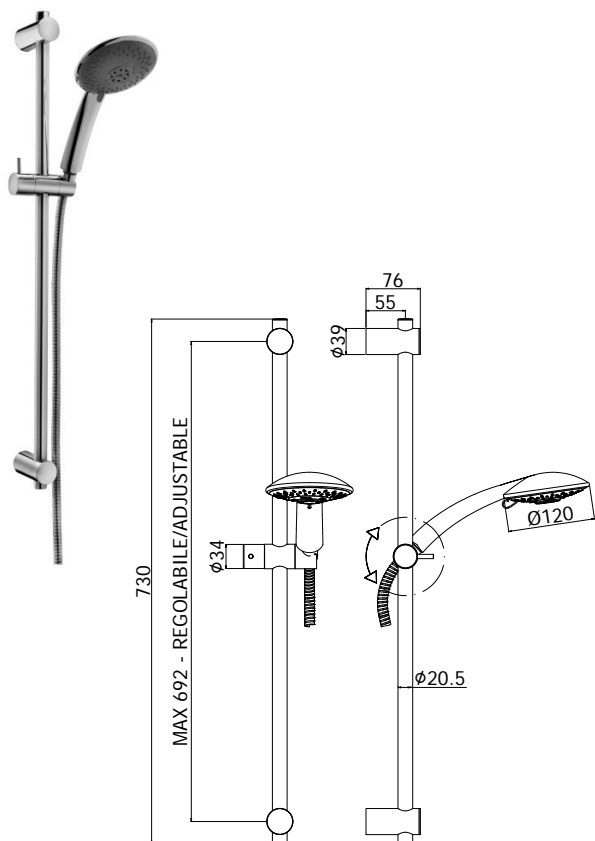
Finiture - Finishes

CR

EUR

ZSAL 111

Portasapone MAJORCA per asta $\varnothing 20,5$
mm
MAJORCA soap dish for $\varnothing 20,5$ mm rail



Saliscendi PRESTIGE completo di:

- supporti regolabili in ABS
- supporto doccia scorrevole in metallo
- doccia Prestige in ABS, 4 getti, $\varnothing 120$ mm

PRESTIGE sliding rail shower set complete with:

- adjustable ABS wall brackets
- metal slider bracket
- Prestige ABS hand shower, four-spray functions, $\varnothing 120$ mm

ZSAL 118CR PRESTIGE

con asta $\varnothing 20,5$ x L.730 mm in metallo
• con flex metallo doppia aggraffatura
1500 mm con calotta conica girevole
• interasse MAX 692 mm
with metal rod $\varnothing 20,5$ x L.730 mm
• with L. 1500mm double interlock
flexible hose and conical nut
• MAX distance between centres 692mm

Finiture - Finishes

CR

EUR

ZSAL 118CRAG PRESTIGE

con asta $\varnothing 20,5$ x L.730 mm in metallo
• con flessibile PVC argento 1500 mm
con calotta conica girevole
• interasse MAX 692 mm
with metal rod $\varnothing 20,5$ x L.730 mm
• with PVC silver flexible hose 1500 mm
with twist-free conical nut
• MAX distance between centres 692mm

CRAG

ZSAL 118CRAG90 PRESTIGE

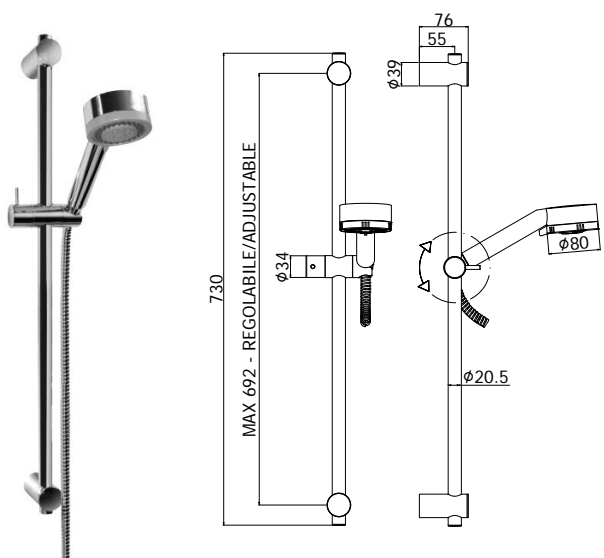
con asta $\varnothing 20,5$ x L.900 mm in metallo
• con flessibile PVC argento 2000 mm
con calotta conica girevole
• interasse MAX 862 mm
with metal rod $\varnothing 20,5$ x L.900 mm
• with PVC silver flexible hose 2000 mm
with twist-free conical nut
• MAX distance between centres 862mm

CRAG90

ZSAL 111

Portasapone MAJORCA per asta $\varnothing 20,5$
mm
MAJORCA soap dish for $\varnothing 20,5$ mm rail

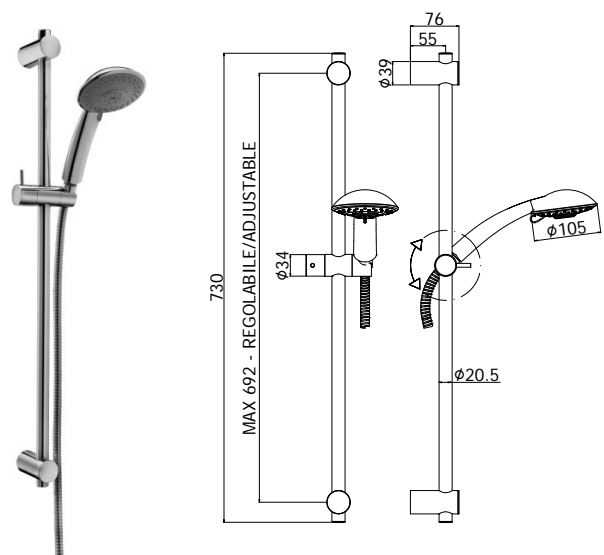
saliscendi - sliding rails



- Saliscendi MAJORCA completo di:
- asta $\varnothing 20,5$ x L.730 mm in metallo
 - supporti regolabili in ABS
 - supporto doccia scorrevole in metallo
 - doccia **Majorca** in ABS, 3 getti, $\varnothing 80$ mm
 - flex metallo doppia aggraffatura 1500 mm con calotta conica girevole
- MAJORCA sliding rail shower set complete with:
- metal rod $\varnothing 20,5$ x L.730 mm
 - adjustable ABS wall brackets
 - metal slider bracket
 - **Majorca** ABS hand shower, three-spray functions, $\varnothing 80$ mm
 - double interlock twist-free metal flexible hose 1500 mm with conical nut

ZSAL 105 MAJORCA **Finiture - Finishes** **EUR**
 con interasse MAX 692 mm **CR**
 with MAX distance between centres
 692mm

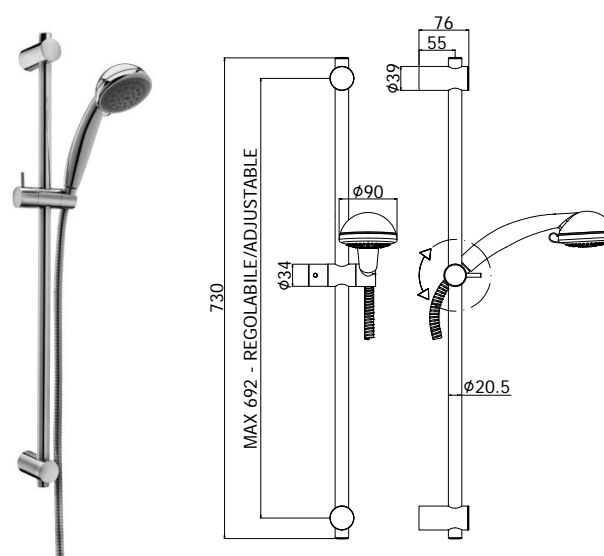
ZSAL 111
 Portasapone MAJORCA per asta $\varnothing 20,5$
 mm
 MAJORCA soap dish for $\varnothing 20,5$ mm rail



- Saliscendi PRINCE completo di:
- asta $\varnothing 20,5$ x L.730 mm in metallo
 - supporti regolabili in ABS
 - supporto doccia scorrevole in metallo
 - doccia **Prince** in ABS, 4 getti, $\varnothing 105$ mm
 - flex metallo doppia aggraffatura 1500 mm con calotta conica girevole
- PRINCE sliding rail shower set complete with:
- metal rod $\varnothing 20,5$ x L.730 mm
 - adjustable ABS wall brackets
 - metal slider bracket
 - **Prince** ABS hand shower, four-spray functions, $\varnothing 105$ mm
 - double interlock twist-free metal flexible hose 1500 mm with conical nut

ZSAL 120 PRINCE **Finiture - Finishes** **EUR**
 con interasse MAX 692 mm **CR**
 with MAX distance between centres
 692mm

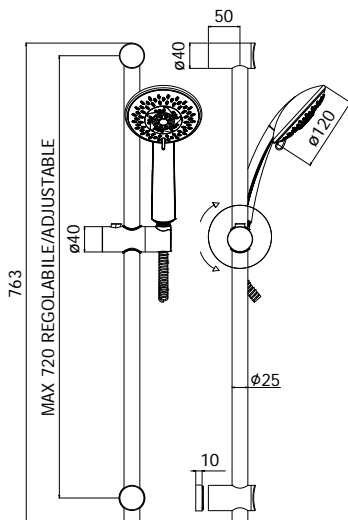
ZSAL 111
 Portasapone MAJORCA per asta $\varnothing 20,5$
 mm
 MAJORCA soap dish for $\varnothing 20,5$ mm rail



- Saliscendi ROYAL completo di:
- asta $\varnothing 20,5$ x L.730 mm in metallo
 - supporti regolabili in ABS
 - supporto doccia scorrevole in metallo
 - doccia **Royal** in ABS, 4 getti, $\varnothing 90$ mm
 - flex metallo doppia aggraffatura 1500 mm con calotta conica girevole
- ROYAL sliding rail shower set with:
- metal rod $\varnothing 20,5$ x L.730 mm
 - adjustable ABS wall brackets
 - metal slider bracket
 - **Royal** ABS hand shower, four-spray functions, $\varnothing 90$ mm
 - double interlock twist-free metal flexible hose 1500 mm with conical nut

ZSAL 119 ROYAL **Finiture - Finishes** **EUR**
 con interasse MAX 692 mm **CR**
 with MAX distance between centres
 692mm

ZSAL 111
 Portasapone MAJORCA per asta $\varnothing 20,5$
 mm
 MAJORCA soap dish for $\varnothing 20,5$ mm rail



Saliscendi PANAMA completo di:

- asta $\varnothing 25$ x L.750 mm in metallo
- supporti regolabili in ABS + 1 prolunga 10 mm
- supporto doccia scorrevole in ABS
- doccia **Prestige** in ABS, 4 getti, $\varnothing 120$ mm
- flex metallo doppia aggraffatura 1500 mm con calotta conica girevole

PANAMA sliding rail shower set complete with:

- metal rod $\varnothing 25$ x L.750 mm
- adjustable ABS wall brackets + one extension 10 mm
- ABS slider bracket for hand-shower
- **Prestige** ABS hand shower, four-spray functions, $\varnothing 120$ mm
- double interlock twist-free metal flexible hose 1500 mm with conical nut

ZSAL 132 PANAMA

con interasse MAX 720 mm
with MAX distance between centres 720 mm

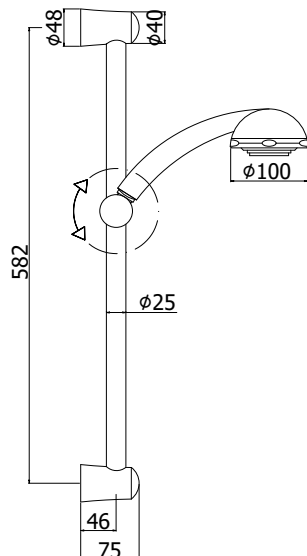
Finiture - Finishes

CR

EUR

ZSAL 133

Portasapone PANAMA per asta $\varnothing 25$ mm
PANAMA soap dish for $\varnothing 25$ mm rail



Saliscendi ISCHIA completo di:

- asta $\varnothing 25$ x L.600 mm in metallo
- supporti fissi in ABS
- supporto doccia scorrevole in ABS
- doccia **Ischia** in ABS, 3 getti, $\varnothing 100$ mm
- flex metallo doppia aggraffatura 1500 mm con calotta conica girevole

ISCHIA sliding complete with:

- metal rod $\varnothing 25$ x L.600 mm
- ABS fixed wall bracket
- ABS slider bracket for hand-shower
- **Ischia** ABS hand shower, three-spray functions, $\varnothing 100$ mm
- double interlock twist-free metal flexible hose 1500 mm with conical nut

ZSAL 064 ISCHIA

con interasse 582 mm
with distance between centres 582 mm

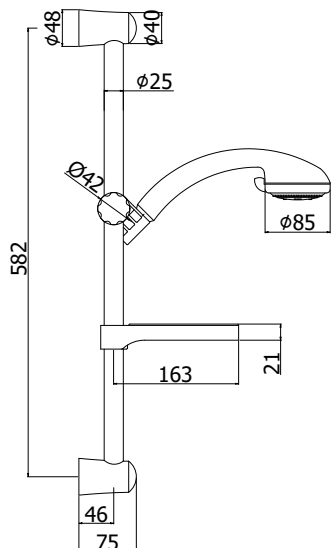
Finiture - Finishes

CR

EUR

ZSAL 133

Portasapone PANAMA per asta $\varnothing 25$ mm
PANAMA soap dish for $\varnothing 25$ mm rail



Saliscendi CRETA DUE completo di:

- asta $\varnothing 25$ x L.600 mm in metallo
- supporti fissi in ABS
- supporto doccia scorrevole in ABS
- doccia **Creta Due** in ABS, 5 getti, $\varnothing 85$ mm
- flex metallo doppia aggraffatura 1500 mm con calotta conica girevole
- portasapone

CRETA DUE sliding rail shower set complete with:

- metal rod $\varnothing 25$ x L.600 mm
- ABS fixed wall bracket
- ABS slider bracket for hand-shower
- **Creta Due** ABS hand shower, five-spray functions, $\varnothing 85$ mm
- double interlock twist-free metal flexible hose 1500 mm with conical nut
- Soap dish

ZSAL 090CR2 CRETA DUE

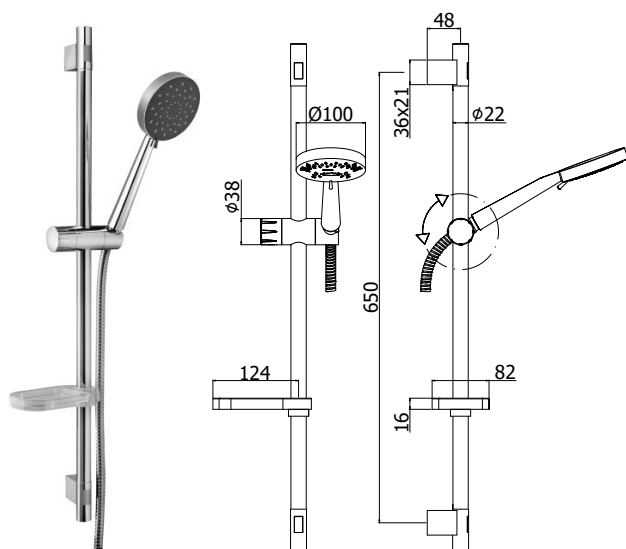
con interasse 582 mm
with distance between centres 582 mm

Finiture - Finishes

CR

EUR

saliscendi - sliding rails



Saliscendi LUNA completo di:

- asta Ø22 x L.730 mm in metallo
- supporti fissi in ABS
- supporto doccia scorrevole in ABS
- doccia Luna in ABS, 3 getti, Ø100 mm
- portasapone
- interasse 650 mm

LUNA sliding rail shower set complete with:

- metal rod Ø22 x L.730 mm
- ABS fixed wall bracket
- ABS slider bracket for hand-shower
- ABS Luna hand shower, three-spray functions, Ø100 mm
- Soap dish
- distance between centres 650 mm

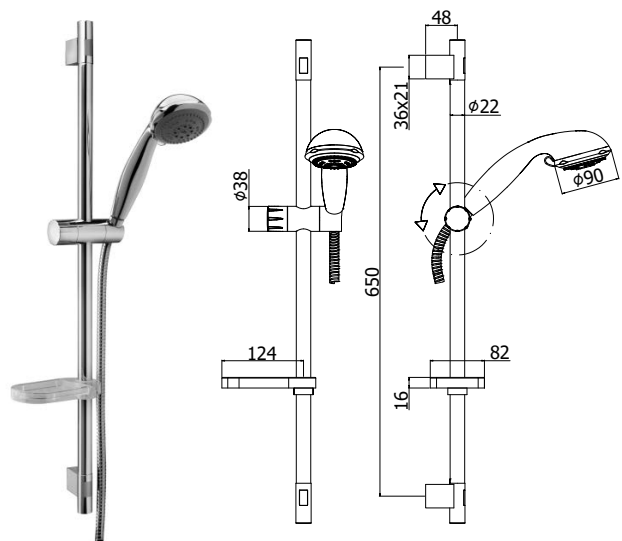
ZSAL 206 LUNA

con interasse 650 mm
with distance between centres 650mm

Finiture - Finishes **EUR**
CR

ZSAL 203

Portasapone MANILA per asta Ø22 mm
MANILA soap dish for Ø22 mm rail



Saliscendi QUEEN completo di:

- asta Ø22 x L.730 mm in metallo
- supporti fissi in ABS
- supporto doccia scorrevole in ABS
- doccia Queen in ABS, 4 getti, Ø90 mm
- flex metallo doppia aggraffatura 1500 mm con calotta conica girevole
- portasapone

QUEEN sliding rail shower set complete with:

- metal rod Ø22 x L.730 mm
- ABS fixed wall bracket
- ABS slider bracket for hand-shower
- Queen ABS hand shower, four-spray functions, Ø90 mm
- double interlock twist-free metal flexible hose 1500 mm with conical nut
- Soap dish

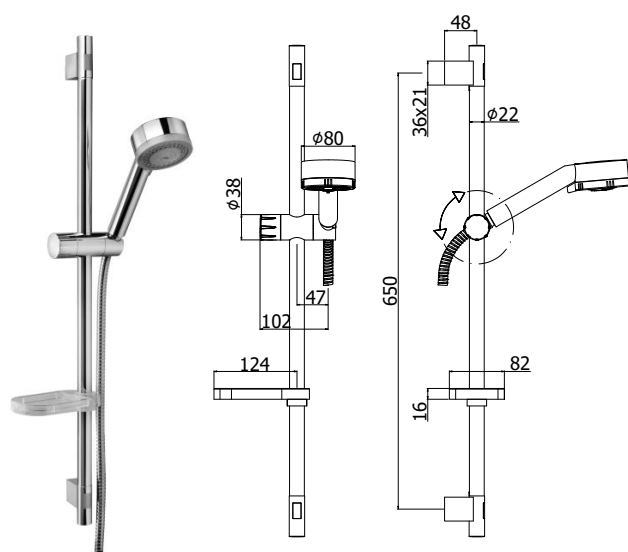
ZSAL 121 QUEEN

con interasse 650 mm
with distance between centres 650mm

Finiture - Finishes **EUR**
CR

ZSAL 203

Portasapone MANILA per asta Ø22 mm
MANILA soap dish for Ø22 mm rail



Saliscendi MANILA completo di:

- asta Ø22 x L.730 mm in metallo
- supporti fissi in ABS
- supporto doccia scorrevole in ABS
- doccia Majorca in ABS, 3 getti, Ø80 mm
- flex metallo doppia aggraffatura 1500 mm con calotta conica girevole
- portasapone

MANILA sliding rail shower set complete with:

- metal rod Ø22 x L.730 mm
- ABS fixed wall bracket
- ABS slider bracket for hand-shower
- Majorca ABS hand shower, three-spray functions, Ø80 mm
- double interlock twist-free metal flexible hose 1500 mm with conical nut
- Soap dish

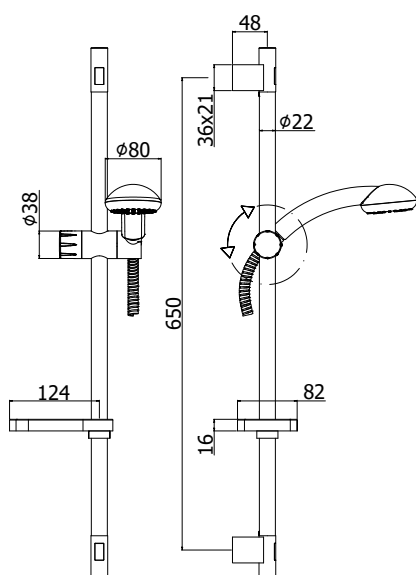
ZSAL 110 MANILA

con interasse 650 mm
with distance between centres 650mm

Finiture - Finishes **EUR**
CR

ZSAL 203

Portasapone MANILA per asta Ø22 mm
MANILA soap dish for Ø22 mm rail

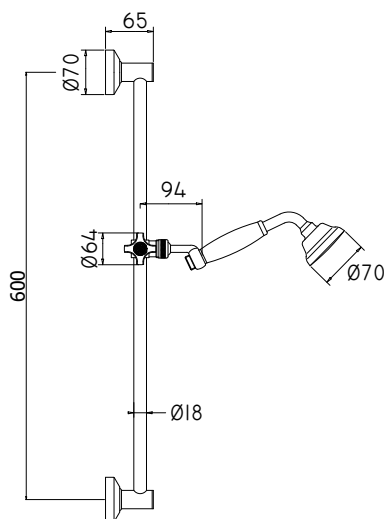


- Saliscendi TRIESTE completo di:
- asta $\varnothing 22$ x L.730 mm in metallo
 - supporti fissi in ABS
 - supporto doccia scorrevole in ABS
 - doccia **Trieste Bis** in ABS, monogetto, $\varnothing 80$ mm
 - flex metallo doppia aggraffatura 1500 mm con calotta conica girevole
 - portasapone

- TRIESTE sliding rail shower set complete with:
- metal rod $\varnothing 22$ x L.730 mm
 - ABS fixed wall bracket
 - ABS slider bracket for hand-shower
 - **Trieste Bis** ABS hand shower, single mode, $\varnothing 80$ mm
 - double interlock twist-free metal flexible hose 1500 mm with conical nut
 - Soap dish

ZSAL 112 TRIESTE **Finiture - Finishes** **EUR**
 con interasse 650 mm **CR**
 with distance between centres 650mm

ZSAL 203
 Portasapone MANILA per asta $\varnothing 22$ mm
 MANILA soap dish for $\varnothing 22$ mm rail

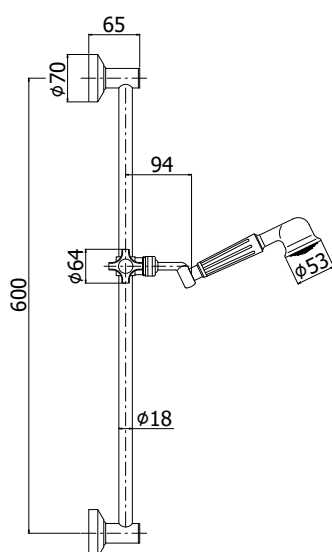


- Saliscendi BELINDA completo di:
- asta $\varnothing 18$ x L.620 mm in metallo
 - supporti fissi in metallo
 - supporto doccia scorrevole in metallo
 - doccia **Retro** in metallo, monogetto, $\varnothing 70$ mm
 - flex metallo doppia aggraffatura 1500 mm con calotta conica girevole

- BELINDA sliding rail shower set complete with:
- asta $\varnothing 18$ x L.620 mm in metallo
 - metal fixed wall bracket
 - metal slider bracket
 - **Retro** metal hand shower, single mode, $\varnothing 70$ mm
 - double interlock twist-free metal flexible hose 1500 mm with conical nut

ZSAL 070 BELINDA **Finiture - Finishes** **EUR**
 con interasse 600 mm
 with distance between centres 600 mm

CR
 CO
 CC
 CG
 GF
 BR
 RM



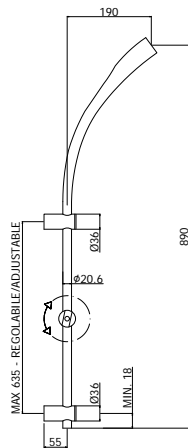
- Saliscendi KLIPPER completo di:
- asta $\varnothing 18$ x L.620 mm in metallo
 - supporti fissi in metallo
 - supporto doccia scorrevole in metallo
 - doccia **Iris** in metallo, monogetto, $\varnothing 53$ mm
 - flex metallo doppia aggraffatura 1500 mm con calotta conica girevole

- KLIPPER sliding rail shower set complete with:
- asta $\varnothing 18$ x L.620 mm in metallo
 - metal fixed wall bracket
 - metal slider bracket
 - **Iris** metal hand shower, single mode, $\varnothing 53$ mm
 - double interlock twist-free metal flexible hose 1500 mm with conical nut

ZSAL 010 KLIPPER **Finiture - Finishes** **EUR**
 con interasse 600 mm
 with distance between centres 600 mm

CR
 CO
 CC
 CG
 GF
 BR
 RM

saliscendi - sliding rails



Rampa saliscendi TWIN completa di:

- asta Ø20,6 x L.910 mm in metallo
- supporti regolabili in ABS
- supporto doccia scorrevole in ABS
- flex speciale metallo doppia aggraffatura 1500 mm con calotta conica girevole

TWIN sliding complete with:

- metal rod Ø20,6 x L.910 mm
- adjustable ABS wall brackets
- ABS slider bracket for hand-shower
- special double interlock twist- free metal flexible hose 1500 mm with conical nut

ZSAL 198

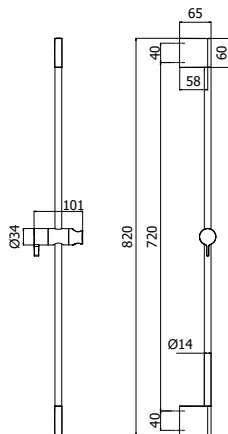
con interasse MAX 635 mm
with MAX distance between centres
635mm

Finiture - Finishes **EUR**
CR

ZSAL 207

Scorrevole in ABS
ABS slider bracket

CR



Rampa saliscendi LUNA TOP completa di:

- asta in metallo L.820 mm
- supporti fissi in ABS
- supporto doccia scorrevole in ABS

LUNA TOP sliding complete with:

- metal rod L.820 mm
- ABS fixed wall bracket
- ABS slider bracket for hand-shower

ZSAL 213

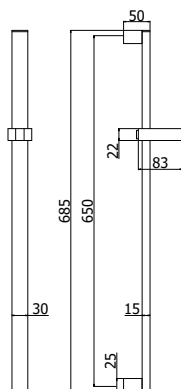
con interasse 720-800 mm
with distance between centres 720-800
mm

Finiture - Finishes **EUR**
CR

ZSAL 027

Scorrevole in ABS
ABS slider bracket

CR



Rampa saliscendi LEVEL completa di:

- asta rettangolare in metallo L.600 mm
- supporti fissi in ABS
- supporto doccia scorrevole in ABS
- portasapone rettangolare in ABS

LEVEL sliding complete with:

- rectangular metal rod L.600 mm
- ABS fixed wall bracket
- ABS slider bracket for hand-shower
- Rectangular ABS soap dish

ZSAL 088

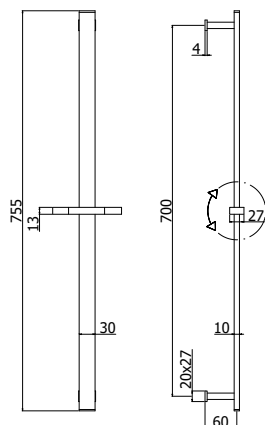
con interasse 650 mm
with distance between centres 650mm

Finiture - Finishes **EUR**
CR

ZSAL 086

Scorrevole in ABS
ABS slider bracket

CR



Rampa saliscendi CITY completa di:

- asta rettangolare in metallo L.750 mm
- supporti fissi in metallo
- supporto doccia scorrevole in metallo

CITY sliding complete with:

- rectangular metal rod L.750 mm
- metal fixed wall bracket
- metal slider bracket

ZSAL 117

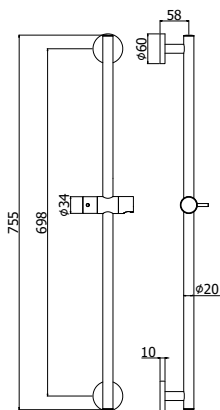
con interasse 700 mm
with distance between centres 700mm

Finiture - Finishes **EUR**
CR
ST

ZSAL 170

Scorrevole in metallo
metal slider

CR



Rampa saliscendi RECORD/LIFE completa di:

- asta $\varnothing 20 \times L.755$ mm in metallo
- supporti fissi in metallo
- supporto doccia scorrevole in metallo

RECORD/LIFE sliding complete with:

- metal rod $\varnothing 20 \times L.755$ mm
- metal fixed wall bracket
- metal slider bracket

ZSAL 116

con interasse 698 mm
with distance between centres 698mm

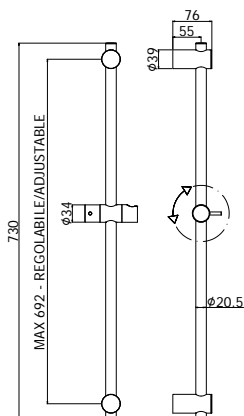
Finiture - Finishes **EUR**

CR
BO
NO
ST
HG
HGSP

ZSAL 172

Scorrevole in metallo
metal slider

CR
BO
NO
ST
HG
HGSP



Rampa saliscendi BRIO-GIADA-GINEVRA-LANCE-MAJORCA-ODEON-PRESTIGE-PRINCE-ROYAL-SOFIA-STICK NEW completa di:

- asta $\varnothing 20,5 \times L.730$ mm in metallo
- supporti regolabili in ABS
- supporto doccia scorrevole in metallo

BRIO-GIADA-GINEVRA-LANCE-MAJORCA-ODEON-PRESTIGE-PRINCE-ROYAL-SOFIA-STICK NEW sliding complete with:

- metal rod $\varnothing 20,5 \times L.730$ mm
- adjustable ABS wall brackets
- metal slider bracket

ZSAL 106

con interasse MAX 692 mm
with MAX distance between centres 692mm

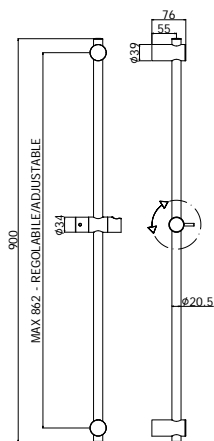
Finiture - Finishes **EUR**

CR

ZSAL 173

Scorrevole in metallo
metal slider

CR



Rampa saliscendi PRESTIGE-SOFIA 90 completa di:

- asta $\varnothing 20,5 \times L.900$ mm in metallo
- supporti regolabili in ABS
- supporto doccia scorrevole in metallo

PRESTIGE-SOFIA 90 sliding complete with:

- metal rod $\varnothing 20,5 \times L.900$ mm
- adjustable ABS wall brackets
- metal slider bracket

ZSAL 106CR90

con interasse MAX 862 mm
with MAX distance between centres 862mm

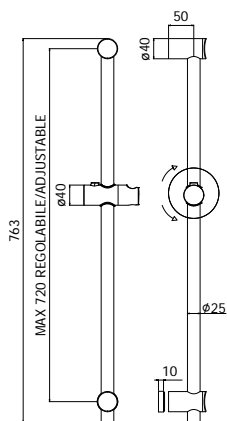
Finiture - Finishes **EUR**

CR

ZSAL 173

Scorrevole in metallo
metal slider

CR



Rampa saliscendi PANAMA completa di:

- asta $\varnothing 25 \times L.750$ mm in metallo
- supporti regolabili in ABS
- supporto doccia scorrevole in ABS

PANAMA sliding complete with:

- metal rod $\varnothing 25 \times L.750$ mm
- adjustable ABS wall brackets
- ABS slider bracket for hand-shower

ZSAL 131

con interasse MAX 720 mm
with MAX distance between centres 720 mm

Finiture - Finishes **EUR**

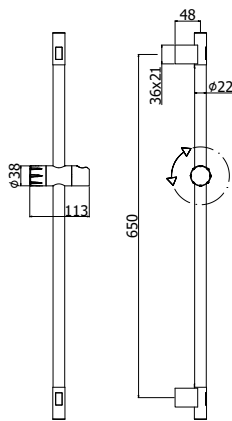
CR

ZSAL 174

Scorrevole in ABS
ABS slider bracket

CR

saliscendi - sliding rails



Rampa saliscendi MANILA-TRIESTE-QUEEN completa di:

- asta $\varnothing 22$ x L.730 mm in metallo
- supporti fissi in ABS
- supporto doccia scorrevole in ABS

MANILA-TRIESTE-QUEEN sliding complete with:

- metal rod $\varnothing 22$ x L.730 mm
- ABS fixed wall bracket
- ABS slider bracket for hand-shower

ZSAL 108

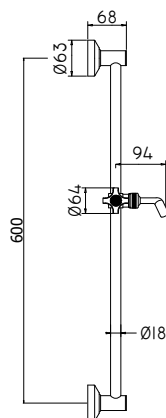
con interasse 650 mm
with distance between centres 650mm

Finiture - Finishes **EUR**
CR

ZSAL 175

Scorrevole in ABS
ABS slider bracket

CR



Rampa saliscendi BELINDA-KLIPPER completa di:

- asta $\varnothing 18$ x L.620 mm in metallo
- supporti fissi in metallo
- supporto doccia scorrevole in metallo

BELINDA-KLIPPER sliding complete with:

- asta $\varnothing 18$ x L.620 mm in metallo
- metal fixed wall bracket
- metal slider bracket

ZSAL 021

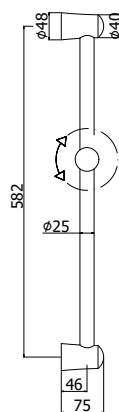
con interasse 600 mm
with distance between centres 600 mm

Finiture - Finishes **EUR**
CR
BR
RM
GF

ZSAL 044

Scorrevole in metallo
metal slider

CR
BR
RM
GF



Rampa saliscendi ISCHIA completa di:

- asta $\varnothing 25$ x L.600 mm in metallo
- supporti fissi in ABS
- supporto doccia scorrevole in ABS

ISCHIA sliding rail shower set complete with:

- metal rod $\varnothing 25$ x L.600 mm
- ABS fixed wall bracket
- ABS slider bracket for hand-shower

ZSAL 022

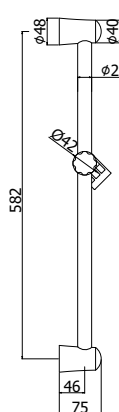
con interasse 582 mm
with distance between centres 582 mm

Finiture - Finishes **EUR**
CR

ZSAL 097

Scorrevole in ABS
ABS slider bracket

CR



Rampa saliscendi CRETA DUE completa di:

- asta $\varnothing 25$ x L.600 mm in metallo
- supporti fissi in ABS
- supporto doccia scorrevole in ABS

CRETA DUE sliding complete with:

- metal rod $\varnothing 25$ x L.600 mm
- ABS fixed wall bracket
- ABS slider bracket for hand-shower

ZSAL 094

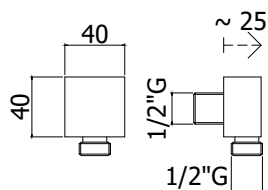
con interasse 582 mm
with distance between centres 582 mm

Finiture - Finishes **EUR**
CR

ZSAL 096

Scorrevole in ABS
ABS slider bracket

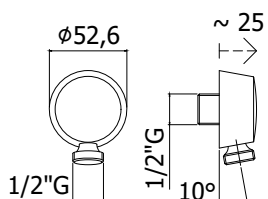
CR



Presacqua a muro quadra in metallo completa di:

- attacchi 1/2" G
- Square metal water wall intake complete with:
- 1/2" G connections

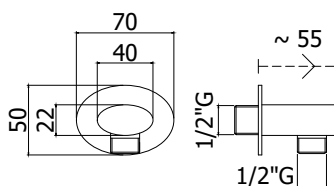
ZACC 238 LEVEL **Finiture - Finishes** **EUR**
 senza piastra
 without wall plate
 CR
 ST



Presacqua a muro Lux in metallo completa di:

- attacchi 1/2" G
- Lux metal water wall intake complete with:
- 1/2" G connections

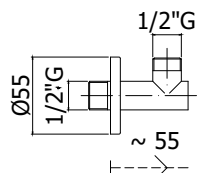
ZACC 130 LUX **Finiture - Finishes** **EUR**
 senza piastra
 without wall plate
 CR
 BO
 NO
 ST
 BR
 RM
 HG
 HGSP



Presacqua a muro ovale in metallo completa di:

- attacchi 1/2" G
- Oval metal water wall intake complete with:
- 1/2" G connections

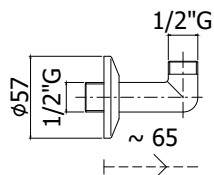
ZACC 271 BERRY **Finiture - Finishes** **EUR**
 con piastra 70x40mm
 with wall plate 70x40mm
 CR



Presacqua a muro Birillo-Stick in metallo completa di:

- attacchi 1/2" G
- Birillo-Stick metal water wall intake complete with:
- 1/2" G connections

ZACC 205 **Finiture - Finishes** **EUR**
 con rosone Ø55mm
 with wall plate Ø55mm
 CR



Presacqua a muro in metallo completa di:

- attacchi 1/2" G
- Metal water wall intake complete with:
- 1/2" G connections

ZACC 077 **Finiture - Finishes** **EUR**
 con rosone Ø57mm
 with wall plate Ø57mm
 CR

saliscendi - sliding rails



Portasapone per rampa saliscendi
Soap dish for sliding rail

ZSAL 080

LEVEL
LEVEL

Finiture - Finishes **EUR**
CR



Portasapone per rampa saliscendi Ø20,5 mm
Soap dish for Ø20,5 mm sliding rail

ZSAL 111

GINEVRA-LANCE-MAJORCA-PRESTIGE-
PRINCE-ROYAL-SOFIA-STICK NEW
GINEVRA-LANCE-MAJORCA-PRESTIGE-
PRINCE-ROYAL-SOFIA-STICK NEW

Finiture - Finishes **EUR**



Portasapone per rampa saliscendi Ø25 mm
Soap dish for Ø25 mm sliding rail

ZSAL 133

CRETA DUE-ISCHIA-PANAMA con
riduzione Ø18 mm per BELINDA-KLIPPER
CRETA DUE-ISCHIA-PANAMA with
Ø18mm reduction for BELINDA-KLIPPER

Finiture - Finishes **EUR**



Portasapone per rampa saliscendi Ø20 mm
Soap dish for Ø20 mm sliding rail

ZSAL 141

LIFE-RECORD
LIFE-RECORD

Finiture - Finishes **EUR**



Portasapone per rampa saliscendi Ø22 mm
Soap dish for Ø22 mm sliding rail

ZSAL 203

LUNA-MANILA-QUEEN-TRIESTE
LUNA-MANILA-QUEEN-TRIESTE


Finiture - Finishes **EUR**

soffioni

shower heads

Ogni ambiente ha le sue caratteristiche, e ogni caratteristica trova il suo soffione: una vasta scelta di soffioni di diverse forme e misure, con installazione a parete o a soffitto, con erogazione dell'acqua classica o a cascata, ispezionabili o meno, ultrapiatti e con sistema anticalcare. Perché il benessere non conosca compromessi.

Each environment has its own characteristics, where our shower-heads may be placed: a wide choice of shower-heads of different shapes and sizes, with ceiling or wall installation, with classic or cascade water flow, inspectable or not, ultra-thin and with anti-scale system. Because the well-being knows no compromise.

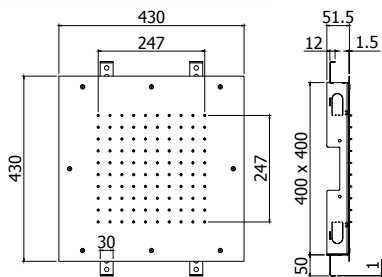


FINITURE FINISHES

La serie **SOFFIONI** è disponibile nelle seguenti finiture:
SHOWER HEADS range is available in the following finishes:

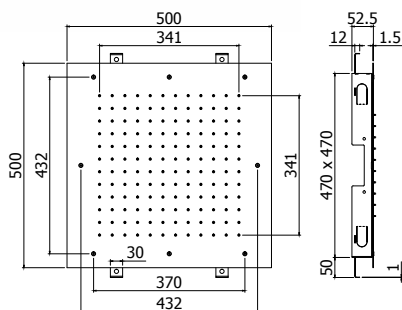
CR	cromato chrome plated	(per tutti gli articoli) (for all items)	HG	finitura Honey gold Honey gold finish	(solo per art. ZSOF079) (for art. ZSOF079 only)
BO	finitura bianco opaco matt white finish	(solo per artt. ZSOF074-075) (for artt. ZSOF074-075 only)	HGSP	finitura Honey gold spazzolato Brushed Honey gold finish	(solo per art. ZSOF079) (for art. ZSOF079 only)
NO	finitura nero opaco matt black finish	(solo per artt. ZSOF074-075-078-079) (for artt. ZSOF074-075-078-079 only)	BR	finitura bronzo bronze finish	(solo per art. ZSOF046) (for art. ZSOF046 only)
ST	finitura steel looking steel looking finish	(solo per artt. ZSOF074-075-079) (for artt. ZSOF074-075-079 only)			

soffioni - shower heads



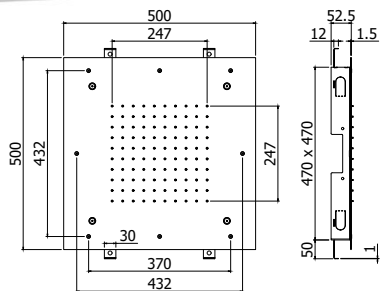

Soffione NEW YORK ad incasso "Quadro" in metallo:
 • anticalcare
 NEW YORK "Square" concealed ceiling metal shower head:
 • antiscala system

ZSOF 300 NEW YORK **Finiture - Finishes** **EUR**
 430x430mm
 430x430mm **CR**



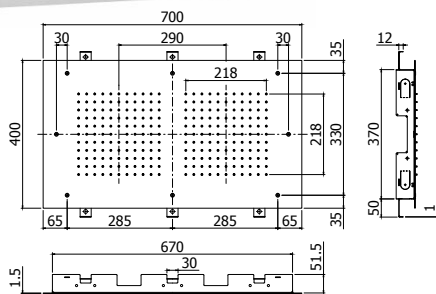

Soffione BOSTON ad incasso "Quadro" in metallo:
 • anticalcare
 BOSTON "Square" concealed ceiling metal shower head:
 • antiscala system

ZSOF 301 BOSTON **Finiture - Finishes** **EUR**
 500x500mm
 500x500mm **CR**



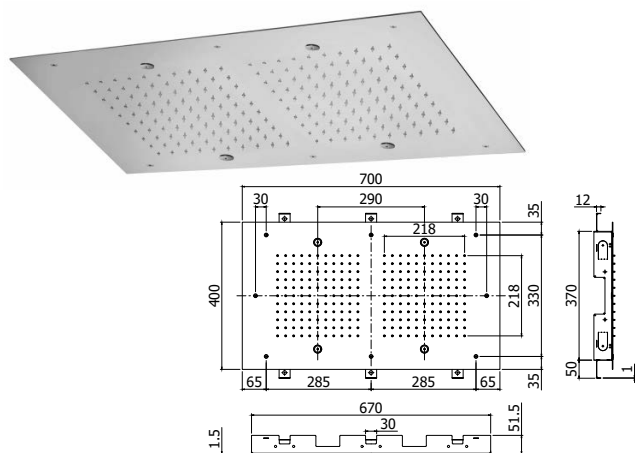
Soffione CLEVELAND ad incasso "Quadro" in metallo:
 • anticalcare
 CLEVELAND "Square" concealed ceiling metal shower head:
 • antiscala system

ZSOF 129 CLEVELAND **Finiture - Finishes** **EUR**
 500x500mm
 • con NEBULIZZATORE
 500x500mm
 • with NEBULIZER JETS



Soffione MIAMI ad incasso " Rettangolare" in metallo:
 • anticalcare
 LOS ANGELES "Rectangular" concealed ceiling metal shower head:
 • antiscala system

ZSOF 302 MIAMI **Finiture - Finishes** **EUR**
 700x400mm
 700x400mm **CR**



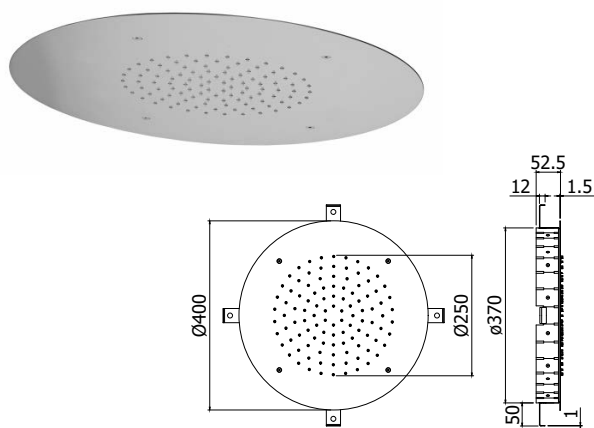
Soffione MEMPHIS ad incasso " Rettangolare " in metallo:

- anticalcare
- MEMPHIS "Rectangular" concealed ceiling metal shower head:
- antiscala system

ZSOF 131 MEMPHIS **Finiture - Finishes** **EUR**

- 700x400mm
- con NEBULIZZATORE
- 700x400mm
- with NEBULIZER JETS

CR



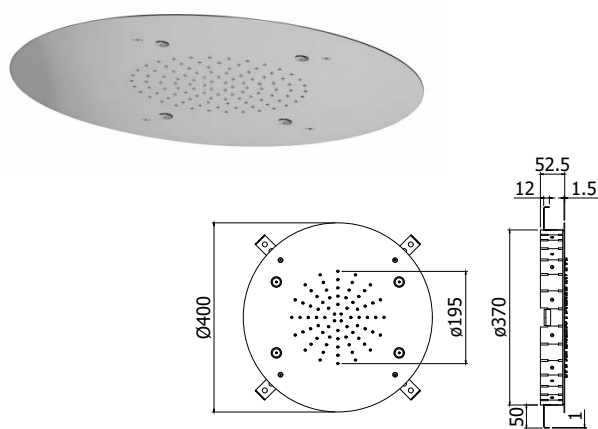
Soffione LOS ANGELES ad incasso "Tondo" in metallo:

- anticalcare
- LOS ANGELES "Round" concealed ceiling metal shower head:
- antiscala system

ZSOF 303 LOS ANGELES **Finiture - Finishes** **EUR**

- Ø400mm
- Ø400mm

CR



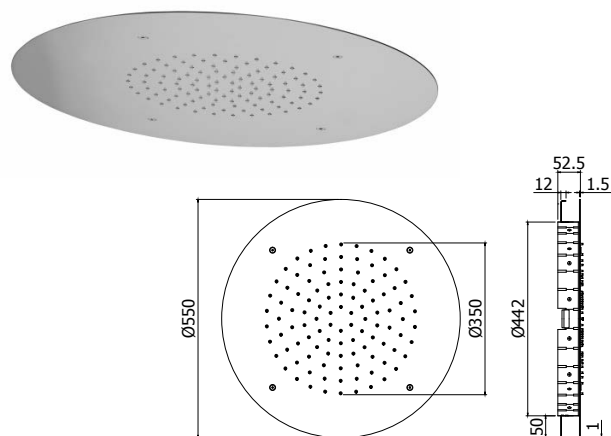
Soffione FILADELFIA ad incasso "Tondo" in metallo:

- anticalcare
- FILADELFIA "Round" concealed ceiling metal shower head:
- antiscala system

ZSOF 130 FILADELFIA **Finiture - Finishes** **EUR**

- Ø400mm
- con NEBULIZZATORE
- Ø400mm
- with NEBULIZER JETS

CR



Soffione LAS VEGAS ad incasso "Tondo" in metallo:

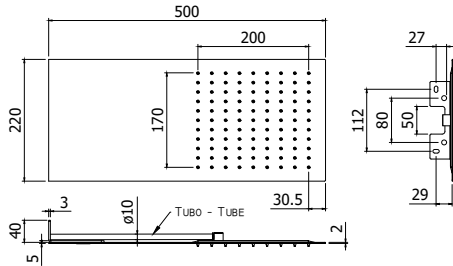

- anticalcare
- LAS VEGAS "Round" concealed ceiling metal shower head:
- antiscala system

ZSOF 304 LAS VEGAS **Finiture - Finishes** **EUR**

- Ø550mm
- Ø550mm

CR

soffioni - shower heads

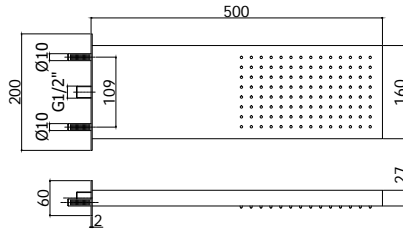


Soffione SLIM in metallo:
 • anticalcare
 SLIM metal shower head:
 • antiscaling system

ZSOF 117 SLIM

500x220mm
 500x220mm

Finiture - Finishes **EUR**
 CR



Soffione FREE " Rettangolare " in metallo:
 • anticalcare
 • con attacco 1/2"G
 FREE "Rectangular" metal shower head:
 • antiscaling system
 • with 1/2" connection

ZSOF 098 FREE

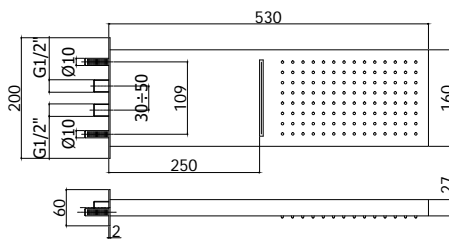
500x160mm
 • (1 entrata)
 500x160mm
 • (1 inlet)

Finiture - Finishes **EUR**
 CR

ZSOF 126

Piastra rettangolare per artt. ZSOF098-099
 Rectangular wall plate for artt. ZSOF098-099

CR



Soffione CASCADE " Rettangolare " in metallo:
 • anticalcare
 • doppio getto
 • con attacchi 1/2"G
 CASCADE "Rectangular" metal shower head:
 • antiscaling system
 • 2-spray functions
 • with 1/2" connections

ZSOF 099 CASCADE

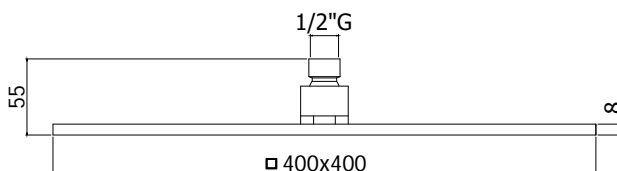

530x160mm
 • (2 entrate)
 530x160mm
 • (2 inlets)

Finiture - Finishes **EUR**
 CR
 BO
 NO
 ST
 HG
 HGSP

ZSOF 126

Piastra rettangolare per artt. ZSOF098-099
 Rectangular wall plate for artt. ZSOF098-099

CR
 BO
 NO
 ST
 HG
 HGSP



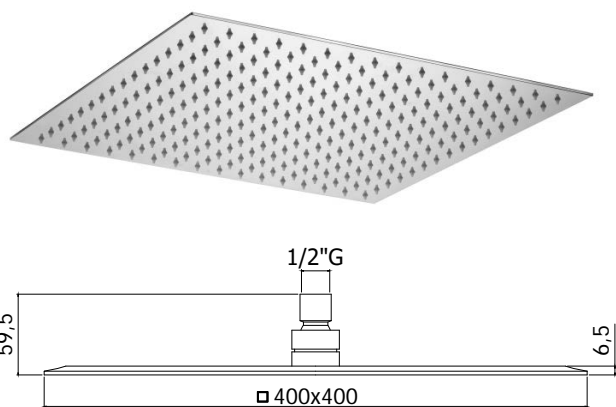
Soffione NIRVANA "Quadro" in metallo:
 • anticalcare
 • spessore 8mm
 • con snodo 1/2"G
 NIRVANA "Square" metal shower head:
 • antiscaling system
 • 8mm thickness
 • 1/2"G swivel joint

NIRVANA "Square" metal shower head:
 • antiscaling system
 • 8mm thickness
 • 1/2"G swivel joint

ZSOF 081 NIRVANA

ispezionabile - 400x400mm
 inspectable - 400x400mm

Finiture - Finishes **EUR**
 CR



Soffione ORIGINAL "Quadro" in metallo:

- anticalcare
- ultrapiatto
- con snodo 1/2"G

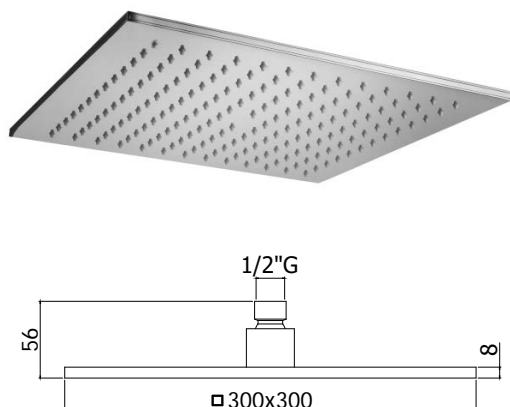
ORIGINAL "Square" metal shower head:

- antiscala system
- ultra-thin
- 1/2"G swivel joint

ZSOF 104 ORIGINAL

non ispezionabile - 400x400mm
not inspectable - 400x400mm

Finiture - Finishes **EUR**
CR



Soffione SYNCRO KING "Quadro" in metallo:

- anticalcare
- spessore 8mm
- con snodo 1/2"G

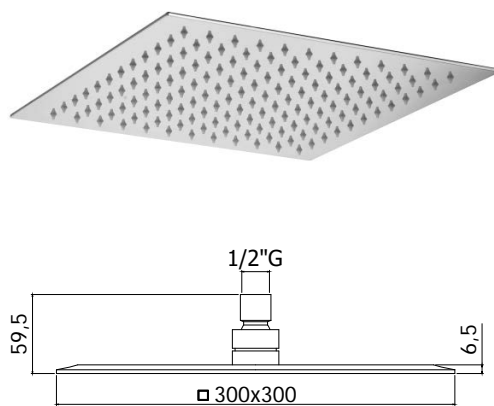
SYNCRO KING "Square" metal shower head:

- antiscala system
- 8mm thickness
- 1/2"G swivel joint

ZSOF 078 SYNCRO KING

ispezionabile - 300x300mm
inspectable - 300x300mm

Finiture - Finishes **EUR**
CR
NO
ST



Soffione ZANZIBAR "Quadro" in metallo:

- anticalcare
- ultrapiatto
- con snodo 1/2"G

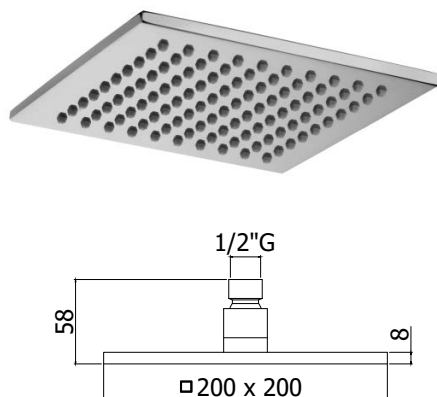
ZANZIBAR "Square" metal shower head:

- antiscala system
- ultra-thin
- 1/2"G swivel joint

ZSOF 096 ZANZIBAR

non ispezionabile - 300x300mm
not inspectable - 300x300mm

Finiture - Finishes **EUR**
CR



Soffione SYNCRO "Quadro" in metallo:

- anticalcare
- spessore 8mm
- con snodo 1/2"G

SYNCRO "Square" metal shower head:

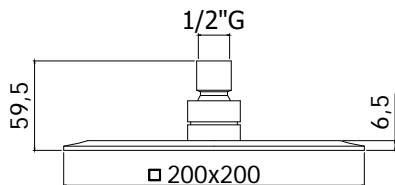

- antiscala system
- 8mm thickness
- 1/2"G swivel joint

ZSOF 075 SYNCRO

ispezionabile - 200x200mm
inspectable - 200x200mm

Finiture - Finishes **EUR**
CR
BO
NO
ST

soffioni - shower heads



Soffione HAWAI "Quadro" in metallo:

- anticalcare
- ultrapiatto
- con snodo 1/2"G

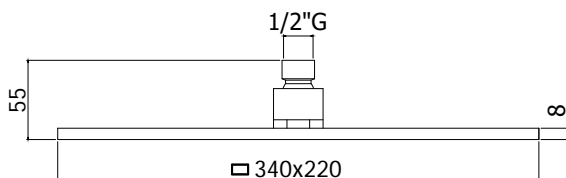

HAWAI "Square" metal shower head:

- antiscala system
- ultra-thin
- 1/2"G swivel joint

ZSOF 095 HAWAI

non ispezionabile - 200x200mm
not inspectable - 200x200mm

Finiture - Finishes **EUR**
CR



Soffione CITY " Rettangolare" in metallo:

- anticalcare
- spessore 8mm
- con snodo 1/2"G

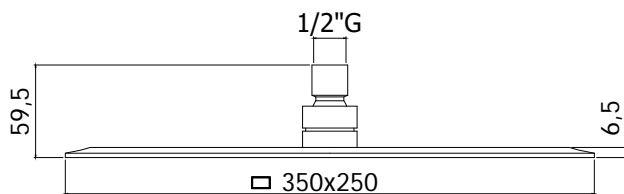

CITY "Rectangular" metal shower head:

- antiscala system
- 8mm thickness
- 1/2"G swivel joint

ZSOF 091 CITY

ispezionabile - 340x220mm
inspectable - 340x220mm

Finiture - Finishes **EUR**
CR



Soffione BLANC " Rettangolare" in metallo:

- anticalcare
- ultrapiatto
- con snodo 1/2"G

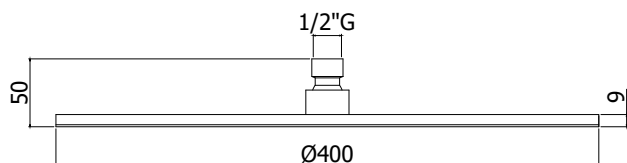
BLANC "Rectangular" metal shower head:

- antiscala system
- ultra-thin
- 1/2"G swivel joint

ZSOF 102 BLANC

non ispezionabile - 350x250mm
not inspectable - 350x250mm

Finiture - Finishes **EUR**
CR



Soffione TURBO "Tondo" in metallo:

- anticalcare
- spessore 8mm
- con snodo 1/2"G

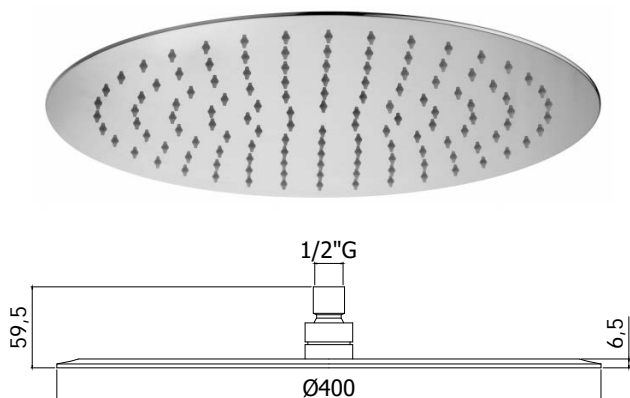
TURBO "Round" metal shower head:

- antiscala system
- 8mm thickness
- 1/2"G swivel joint

ZSOF 082 TURBO

ispezionabile - Ø400mm
inspectable - Ø400mm

Finiture - Finishes **EUR**
CR



Soffione ENERGY "Tondo" in metallo:

- anticalcare
- ultrapiatto
- con snodo 1/2"G

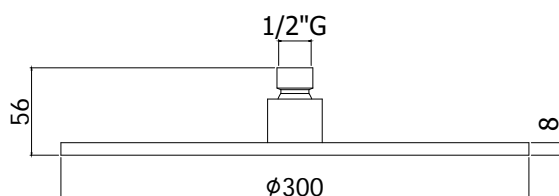
ENERGY "Round" metal shower head:

- antiscala system
- ultra-thin
- 1/2"G swivel joint

ZSOF 103 ENERGY

non ispezionabile - Ø400mm
not inspectable - Ø400mm

Finiture - Finishes **EUR**
CR



Soffione MASTER KING "Tondo" in metallo:

- anticalcare
- spessore 8mm
- con snodo 1/2"G

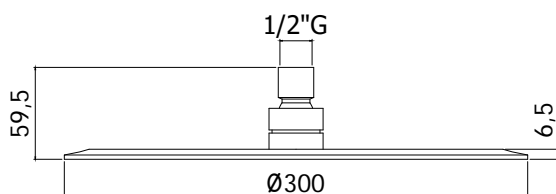

MASTER KING "Round" metal shower head:

- antiscala system
- 8mm thickness
- 1/2"G swivel joint

ZSOF 079 MASTER KING

ispezionabile - Ø300mm
inspectable - Ø300mm

Finiture - Finishes **EUR**
CR
BO
NO
ST
HG
HGSP



Soffione JAMAICA "Tondo" in metallo:

- anticalcare
- ultrapiatto
- con snodo 1/2"G

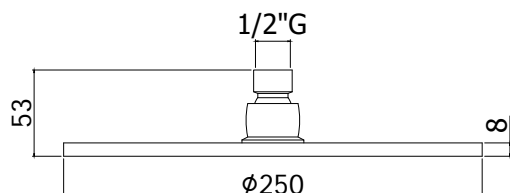
JAMAICA "Round" metal shower head:

- antiscala system
- ultra-thin
- 1/2"G swivel joint

ZSOF 094 JAMAICA

non ispezionabile - Ø300mm
not inspectable - Ø300mm

Finiture - Finishes **EUR**
CR



Soffione MASTER SPECIALE "Tondo" in metallo:

- anticalcare
- spessore 8mm
- con snodo 1/2"G

SPECIAL MASTER "Round" metal shower head:

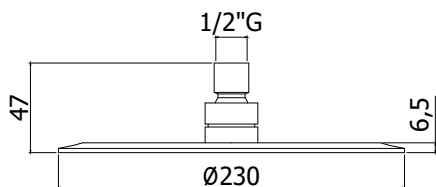

- antiscala system
- 8mm thickness
- 1/2"G swivel joint

ZSOF 101 MASTER SPECIALE

ispezionabile - Ø250mm
inspectable - Ø250mm

Finiture - Finishes **EUR**
CR

soffioni - shower heads



Soffione BAHAMAS "Tondo" in metallo:

- anticalcare
- ultrapiatto
- con snodo 1/2"G

BAHAMAS "Round" metal shower head:

- antiscala system
- ultra-thin
- 1/2"G swivel joint

ZSOF 093 BAHAMAS

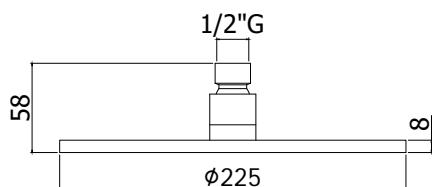

non ispezionabile - Ø230mm

not inspectable - Ø230mm

Finiture - Finishes

EUR

CR



Soffione MASTER "Tondo" in metallo:

- anticalcare
- spessore 8mm
- con snodo 1/2"G

MASTER "Round" metal shower head:

- antiscala system
- 8mm thickness
- 1/2"G swivel joint

ZSOF 074 MASTER

ispezionabile - Ø225mm

inspectable - Ø225mm

Finiture - Finishes

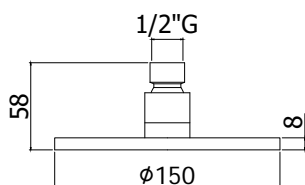
EUR

CR

BO

NO

ST



Soffione WIND "Tondo" in metallo:

- anticalcare
- spessore 8mm
- con snodo 1/2"G

WIND "Round" metal shower head:

- antiscala system
- 8mm thickness
- 1/2"G swivel joint

ZSOF 092 WIND

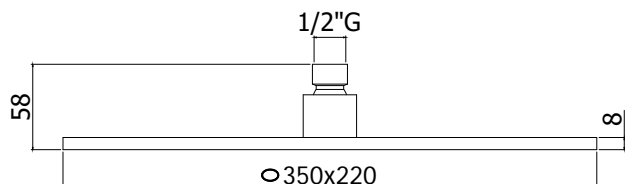
ispezionabile - Ø150mm

inspectable - Ø150mm

Finiture - Finishes

EUR

CR



Soffione BERRY KING "Ellittico" in metallo:

- anticalcare
- spessore 8mm
- con snodo 1/2"G

BERRY KING "Oval" metal shower head:

- antiscala system
- 8mm thickness
- 1/2"G swivel joint

ZSOF 080 BERRY KING

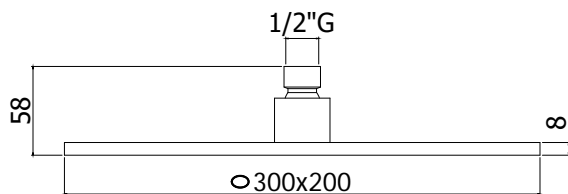
ispezionabile - 350x220mm

inspectable - 350x220mm

Finiture - Finishes

EUR

CR



Soffione BERRY "Ellittico" in metallo:

- anticalcare
- spessore 8mm
- con snodo 1/2"G

BERRY "Oval" metal shower head:

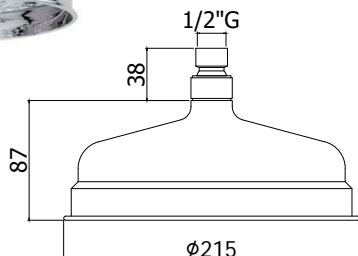
- antiscala system
- 8mm thickness
- 1/2"G swivel joint

ZSOF 077 BERRY

ispezionabile - 300x200mm

inspectable - 300x200mm

Finiture - Finishes **EUR**
CR



Soffione BELINDA in metallo:

- design Retrò
- con snodo 1/2"G

BELINDA metal shower head:

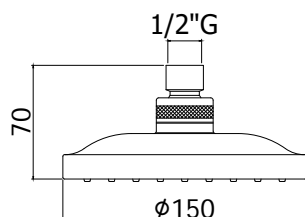
- Retrò design
- 1/2"G swivel joint

ZSOF 046.. BELINDA

Ø215mm

Ø215 mm

Finiture - Finishes **EUR**
CR
BR



Soffione ARIZONA "Tondo" in ABS:

- anticalcare
- con snodo 1/2"G

ARIZONA "Round" ABS shower head:

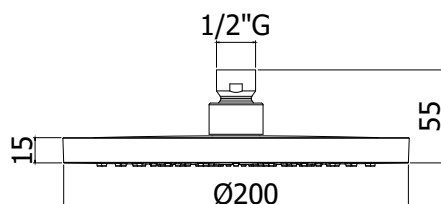
- antiscala system
- 1/2"G swivel joint

ZSOF 029 ARIZONA

Ø150mm

Ø150mm

Finiture - Finishes **EUR**
CR



Soffione PANDA "Tondo" in ABS:

- anticalcare
- con snodo 1/2"G

PANDA "Round" ABS shower head:

- antiscala system
- 1/2"G swivel joint

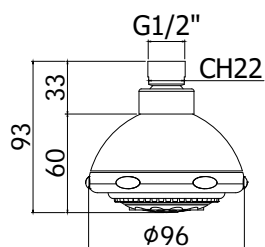
ZSOF 115 PANDA

Ø200mm

Ø200mm

Finiture - Finishes **EUR**
CR

soffioni - shower heads



Soffione 3 getti ISCHIA in ABS:

- anticalcare
- con snodo 1/2"G

ISCHIA three-spray functions ABS:

- antiscaling system
- 1/2"G swivel joint

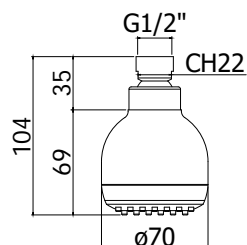
ZSOF 030 ISCHIA

Ø96mm
Ø96mm

Finiture - Finishes

CR

EUR



Soffione 2 getti ALABAMA in ABS:

- anticalcare
- con snodo 1/2"G

ALABAMA two-spray functions ABS:

- antiscaling system
- 1/2"G swivel joint

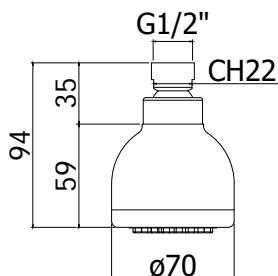
ZSOF 031 ALABAMA

Ø70mm
Ø70mm

Finiture - Finishes

CR

EUR



Soffione monogetto OREGON in ABS:

- anticalcare
- con snodo 1/2"G

OREGON single mode ABS shower head:

- antiscaling system
- 1/2"G swivel joint

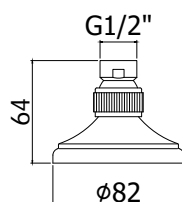
ZSOF 032 OREGON

Ø70mm
Ø70mm

Finiture - Finishes

CR

EUR



Soffione rotondo stampato in metallo:

- con snodo 1/2"G

Round metal shower head:

- 1/2"G swivel joint

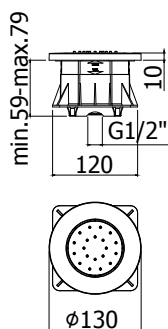
ZSOF 010

Ø82mm
Ø82mm

Finiture - Finishes

CR

EUR



Soffione tondo in ABS:

- anticalcare
- getto orientabile
- con attacco 1/2"G

Round ABS shower head:

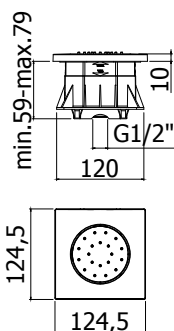
- antiscaling system
- swivelling spray
- with 1/2" connection

ZSOF 120

Ø130mm
Ø130mm

Finiture - Finishes **EUR**

CR
BO
NO
ST
HG
HGSP



Soffione quadro in ABS:

- anticalcare
- getto orientabile
- con attacco 1/2"G

Square ABS body jet:

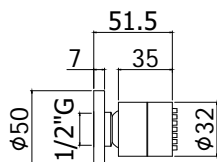

- antiscaling system
- swivelling spray
- with 1/2" connection

ZSOF 121

124.5x124.5mm
124.5x124.5mm

Finiture - Finishes **EUR**

CR
BO
NO
ST
HG
HGSP



Soffione TONDO in metallo:

- anticalcare
- con rosone Ø50mm
- con snodo 1/2"G

Round metal shower head:

- antiscaling system
- with wall plate Ø50mm
- 1/2"G swivel joint

ZSOF 061

Ø32mm
• per getti laterali
Ø32mm
• for lateral jets

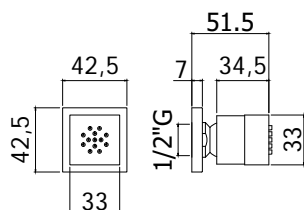
Finiture - Finishes **EUR**

CR

ZSOF 084

Rosone TONDO - Ø50mm
ROUND wall plate - Ø50mm

CR



Soffione QUADRO in metallo:

- anticalcare
- con rosone 42.5x42.5mm
- con snodo 1/2"G

Square metal body jet:

- antiscaling system
- with wall plate 42.5x42.5mm
- 1/2"G swivel joint

ZSOF 062

33x33mm
• per getti laterali
33x33mm
• for lateral jets

Finiture - Finishes **EUR**

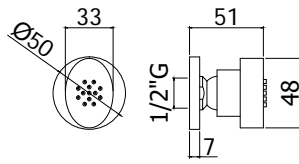
CR

ZSOF 085

Rosone QUADRO - 42.5x42.5mm
SQUARE wall plate - 42.5x42.5mm

CR

soffioni - shower heads



Soffione ELLITTICO in metallo:

- anticalcare
 - con rosone Ø50mm
 - con snodo 1/2" G
- Oval metal shower head:
- antiscala system
 - with wall plate Ø50mm
 - 1/2" G swivel joint

ZSOF 073

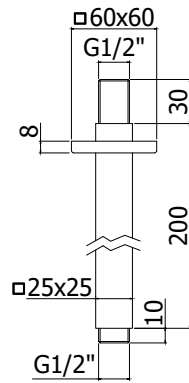
48x33mm
 • per getti laterali
 48x33mm
 • for lateral jets

Finiture - Finishes **EUR**
 CR

ZSOF 084

Rosone TONDO - Ø50mm
 ROUND wall plate - Ø50mm

CR



Braccio doccia a soffitto in metallo completo di:

- rosone quadro - 60x60mm
 - attacchi 1/2" G
- Ceiling metal shower arm complete with:
- square wall plate - 60x60mm
 - 1/2" G connections

ZSOF 118

con lunghezza l. 120mm
 with length l. 120mm

Finiture - Finishes **EUR**
 CR

ZSOF 119

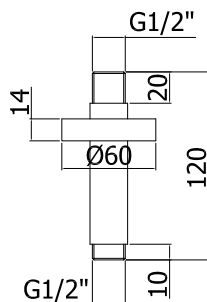
con lunghezza l. 200mm
 with length l. 200mm

CR
 NO

ZSOF 076

Rosone QUADRO - 60x60mm
 SQUARE wall plate - 60x60mm

CR
 NO



Braccio doccia a soffitto in metallo completo di:

- rosone tondo - Ø60mm
 - attacchi 1/2" G
- Ceiling metal shower arm complete with:
- round wall plate - Ø60mm
 - 1/2" G connections

ZSOF 064

con lunghezza l. 120mm
 with length l. 120mm

Finiture - Finishes **EUR**
 CR
 BO
 NO
 HG
 HGSP
 ST

ZSOF 065


con lunghezza l. 200mm
 with length l. 200mm

CR
 NO

ZSOF 051

Rosone TONDO - Ø60mm
 ROUND wall plate - Ø60mm

CR
 BO
 NO
 HG
 HGSP
 ST



Braccio doccia LUSO completo di:
 • rosone tondo - Ø60mm
 • attacchi 1/2"G
 Luxury shower arm complete with:
 • round wall plate - Ø60mm
 • 1/2"G connections

ZSOF 034

con lunghezza l. 400mm
 with length l. 400mm

Finiture - Finishes **EUR**

CR
 BO
 NO
 ST
 BR
 HG
 HGSP

ZSOF 035

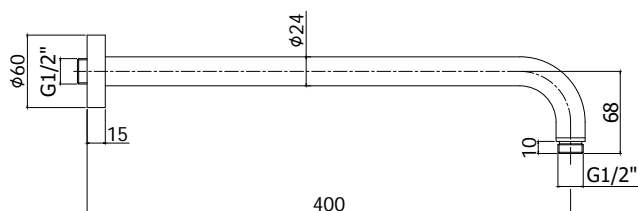
con lunghezza l. 300mm
 with length l. 300mm

CR
 NO
 ST
 BR

ZSOF 051

Rosone TONDO - Ø60mm
 ROUND wall plate - Ø60mm

CR
 BO
 NO
 ST
 BR



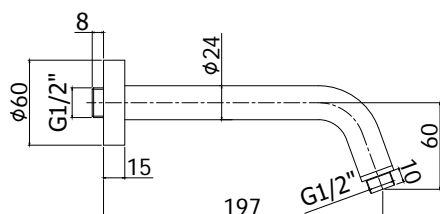
Braccio doccia lusso INCLINATO completo di:
 • rosone tondo - Ø60mm
 • attacchi 1/2"G
 Luxury shower arm inclined complete with:
 • round wall plate - Ø60mm
 • 1/2"G connections

ZSOF 038

con lunghezza l. 200mm
 with length l. 200mm

Finiture - Finishes **EUR**

CR



ZSOF 051

Rosone TONDO - Ø60mm
 ROUND wall plate - Ø60mm

CR



Braccio doccia QUADRO completo di:
 • rosone quadro - 60x60mm
 • attacchi 1/2"G
 SQUARE shower arm complete with:
 • square wall plate - 60x60mm
 • 1/2"G connections

ZSOF 063

con lunghezza l. 400mm
 with length l. 400mm

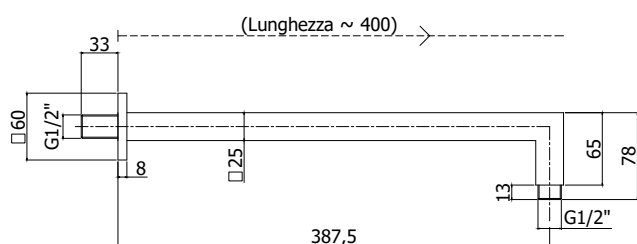
Finiture - Finishes **EUR**

CR
 BO
 NO
 ST

ZSOF 063.. 350

con lunghezza l. 350mm
 with length l. 350mm

CR
 ST



ZSOF 076

Rosone QUADRO - 60x60mm
 SQUARE wall plate - 60x60mm

CR
 ST
 BO
 NO

soffioni - shower heads

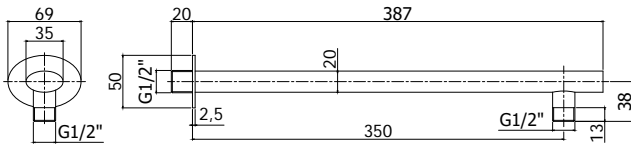


Braccio doccia ELLITTICO completo di:
 • rosone ellittico - 70x50mm
 • attacchi 1/2"G
 Oval shower arm complete with:
 • oval wall plate - 70x50mm
 • 1/2"G connections

ZSOF 090

con lunghezza l. 350mm
 with length l. 350mm

Finiture - Finishes **EUR**
 CR

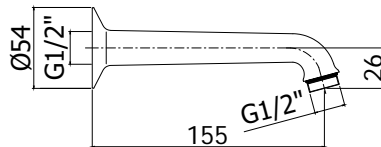


Braccio doccia MEDIO completo di:
 • attacchi 1/2"G
 MEDIO shower arm complete with:
 • 1/2"G connections

ZSOF 015

con lunghezza l. 155mm
 • con attacco a muro 1/2"G (femmina)
 with length l. 155mm
 • with 1/2" wall connection (female)

Finiture - Finishes **EUR**
 CR



Braccio doccia tubo completo di:
 • rosone - Ø60mm
 • attacchi 1/2"G
 Tube shower arm complete with:
 • wall plate - Ø60mm
 • 1/2"G connections

ZSOF 016

con lunghezza l. 300mm
 with length l. 300mm

Finiture - Finishes **EUR**
 CR

ZSOF 017

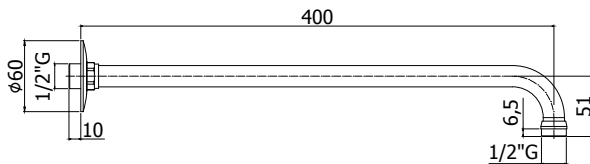
con lunghezza l. 400mm
 with length l. 400mm

Finiture - Finishes **EUR**
 CR

ZSOF 018

con lunghezza l. 200mm
 with length l. 200mm

Finiture - Finishes **EUR**
 CR



Ugelli anticalcare per soffioni inox
 Antiscale nozzles for stainless steel shower heads

ZACC444

per artt. 074-075-077-078-079-080-081-082-091-092-093-094-095-096-098-099-101-102-103-104-117-300-301-302-303-304

for artt. 074-075-077-078-079-080-081-082-091-092-093-094-095-096-098-099-101-102-103-104-117-300-301-302-303-304

Finiture - Finishes **EUR**

docce

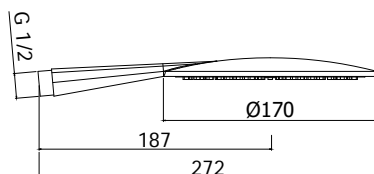
hand showers

L'armonia dell'ambiente bagno si crea se esiste armonia tra i singoli elementi di arredo: una vasta gamma di doccette, ognuna progettata per massimizzare il comfort di utilizzo quotidiano e per adattarsi al meglio al design di tutti i nostri prodotti.

The harmony of the bathroom exists if there is harmony among the individual pieces of furniture: a wide range of shower heads, each one designed to maximize the comfort for everyday use and to better conform to the design of all our products.



docce - hand showers



Doccia Odeon completa di:

- attacco 1/2"G

Odeon hand-shower complete with:

- 1/2"G connection

ZDOC 106 ODEON

(monogetto) in ABS

- Ø170mm

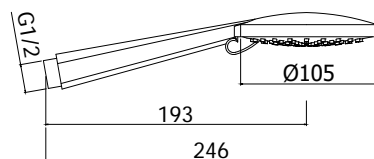
(single spray) ABS

- Ø170mm

Finiture - Finishes

EUR

CR



Doccia Brio completa di:

- attacco 1/2"G

Brio hand-shower complete with:

- 1/2"G connection

ZDOC 104 BRIO

(4 getti + stop) in ABS

- getto normale, normale + massage, massage, soft
- Ø105mm

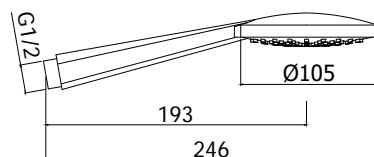
four spray-functions + stop) ABS hand-shower

- standard, standard + massage, massage, soft water jet
- Ø105mm

Finiture - Finishes

EUR

CR



Doccia Giada completa di:

- attacco 1/2"G

Giada hand-shower complete with:

- 1/2"G connection

ZDOC 105 GIADA

(monogetto) in ABS

- Ø105mm

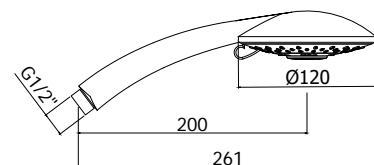
(single spray) ABS

- Ø105mm

Finiture - Finishes

EUR

CR



Doccia Prestige completa di:

- attacco 1/2"G

Prestige hand-shower complete with:

- 1/2"G connection

ZDOC 076 PRESTIGE

(4 getti + stop) in ABS

- getto normale, normale + massage, massage, soft
- Ø120mm

four spray-functions + stop) ABS hand-shower

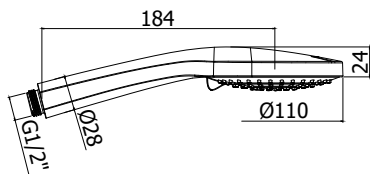
- standard, standard + massage, massage, soft water jet
- Ø120mm

Finiture - Finishes

EUR

CR

new



* Disco selettore e ugelli completamente in silicone
* Face plate and nozzles made in silicone

Doccia Ginevra completa di:
• attacco 1/2"G
Ginevra hand-shower complete with:
• 1/2"G connection

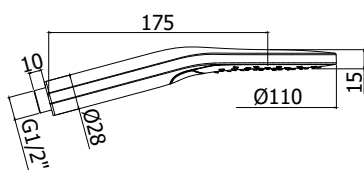
ZDOC 125 GINEVRA

(3 getti) in ABS
• getto normale, massage, soft
• Ø110mm
(three spray-functions) ABS hand-shower
• standard, massage, soft water jet
• Ø110mm

Finiture - Finishes EUR

CR
BO
NO

new



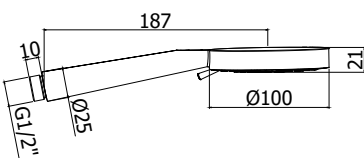
Doccia Sofia completa di:
• attacco 1/2"G
Sofia hand-shower complete with:
• 1/2"G connection

ZDOC 122 SOFIA

(2 getti) in ABS
• getto normale e massage
• **selettori getti a pulsante**
• Ø110mm
(two spray-functions) ABS hand-shower
• standard and massage water jet
• **push-button diverter**
• Ø110mm

Finiture - Finishes EUR

CR



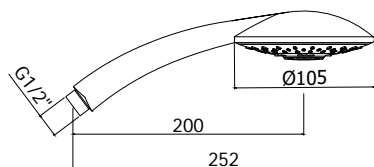
Doccia Luna completa di:
• attacco 1/2"G
Luna hand-shower complete with:
• 1/2"G connection

ZDOC 118 LUNA

(3 getti) in ABS
• getto normale, normale + massage, massage
• Ø100mm
(three spray-functions) ABS hand-shower
• standard, standard + massage, massage water jet
• Ø100mm

Finiture - Finishes EUR

CR



Doccia Lance completa di:
• attacco 1/2"G
Lance hand-shower complete with:
• 1/2"G connection

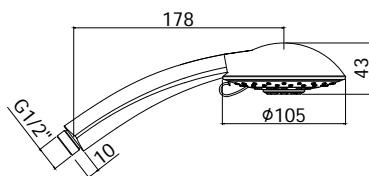
ZDOC 085 LANCE

(monogetto) in ABS
• Ø105mm
(single spray) ABS
• Ø105mm

Finiture - Finishes EUR

CR

docce - hand showers



Doccia Prince completa di:

- attacco 1/2" G

Prince hand-shower complete with:

- 1/2" G connection

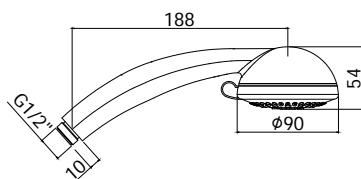
ZDOC 075 PRINCE

(4 getti + stop) in ABS
 • getto normale, normale + massage, massage, nebulizzato
 • Ø105mm

four spray-functions + stop) ABS hand-shower

- standard, standard + massage, massage, spray water jet
- Ø105mm

Finiture - Finishes **EUR**
 CR



Doccia Royal completa di:

- attacco 1/2" G

Royal hand-shower complete with:

- 1/2" G connection

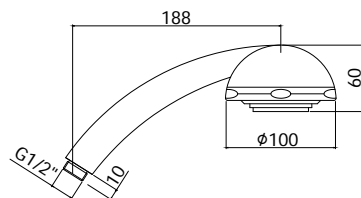
ZDOC 074 ROYAL

(4 getti + stop) in ABS
 • getto normale, normale + nebulizzato, massage, nebulizzato
 • Ø90mm

four spray-functions + stop) ABS hand-shower

- standard, standard + spray massage, spray water jet
- Ø90mm

Finiture - Finishes **EUR**
 CR



Doccia Ischia completa di:

- attacco 1/2" G

Ischia hand-shower complete with:

- 1/2" G connection

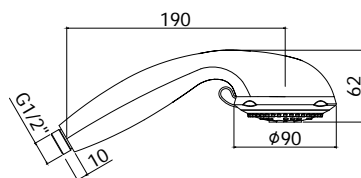
ZDOC 045 ISCHIA

(3 getti) in ABS
 • getto normale, massage, soft
 • Ø100mm

(three spray-functions) ABS hand-shower

- standard, massage, soft water jet
- Ø100mm

Finiture - Finishes **EUR**
 CR



Doccia Queen completa di:

- attacco 1/2" G

Queen hand-shower complete with:

- 1/2" G connection

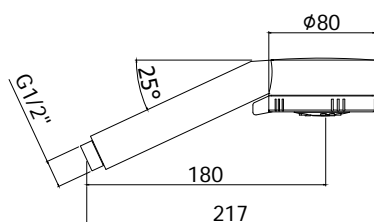
ZDOC 077 QUEEN

(4 getti + stop) in ABS
 • getto normale, normale + massage, massage, soft
 • Ø90mm

four spray-functions + stop) ABS hand-shower

- standard, standard + massage, massage, soft water jet
- Ø90mm

Finiture - Finishes **EUR**
 CR

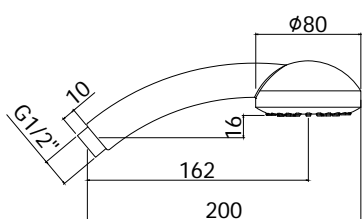


Doccia MAJORCA completa di:
 • attacco 1/2"G
 MAJORCA hand-shower complete with:
 • 1/2"G connection

ZDOC 070 MAJORCA

(3 getti) in ABS
 • getto normale, massage, soft
 • Ø80mm
 (three spray-functions) ABS hand-shower
 • standard, massage, soft water jet
 • Ø80mm

Finiture - Finishes **EUR**
 CR

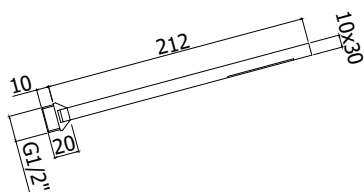


Doccia Trieste Bis completa di:
 • attacco 1/2"G
 Trieste Bis hand-shower complete with:
 • 1/2"G connection

ZDOC 081 TRIESTE BIS

(monogetto) in ABS
 • Ø80mm
 (single spray) ABS
 • Ø80mm

Finiture - Finishes **EUR**
 CR

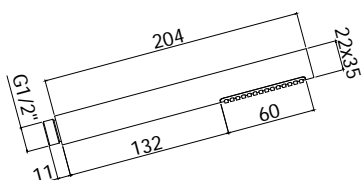


Doccia Premium completa di:
 • attacco 1/2"G
 Premium hand-shower complete with:
 • 1/2"G connection

ZDOC 117.. PREMIUM

(monogetto) in metallo
 (single spray) metal

Finiture - Finishes **EUR**
 CR
 ST
 BO
 NO



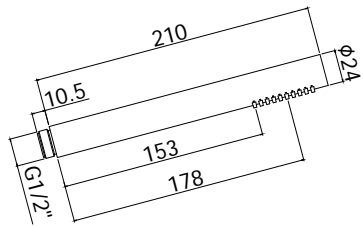
Doccia BERRY completa di:
 • attacco 1/2"G
 Berry hand-shower complete with:
 • 1/2"G connection

ZDOC 078 BERRY

(monogetto) in metallo
 • ovale
 (single spray) metal
 • oval

Finiture - Finishes **EUR**
 CR

docce - hand showers



Doccia MASTER completa di:

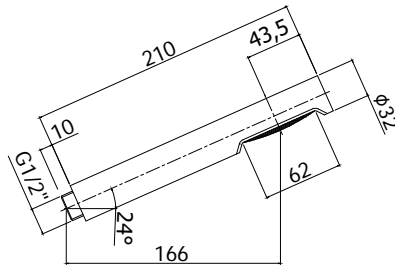
- attacco 1/2"G
- MASTER hand-shower complete with:
- 1/2"G connection

ZDOC 067 MASTER

(monogetto) in metallo
(single spray) metal

Finiture - Finishes **EUR**

CR
ST
BO
NO
HG
HGSP



Doccia BIRILLO completa di:

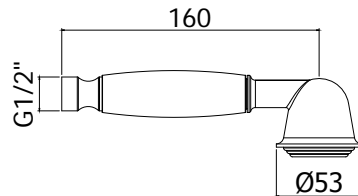
- attacco 1/2"G
- BIRILLO hand-shower complete with:
- 1/2"G connection

ZDOC 032.. BIRILLO

(monogetto) in ABS
(single spray) ABS

Finiture - Finishes **EUR**

CR



Doccia Iris completa di:

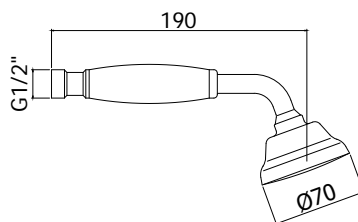
- attacco 1/2"G
- Iris hand-shower complete with:
- 1/2"G connection

ZDOC 007.. IRIS

(monogetto) in metallo
• Ø53mm
(single spray) metal
• Ø53mm

Finiture - Finishes **EUR**

CR
CO
CC
CG
GF
BR
RM



Doccia Retrò Belinda completa di:

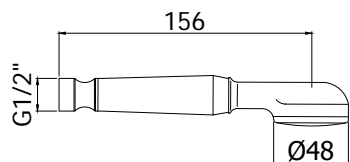
- attacco 1/2"G
- Retrò Belinda (single spray) hand-shower complete with:
- 1/2"G connection

ZDOC 030.. RETRÒ BELINDA

(monogetto) in metallo
• Ø70mm
(single spray) metal
• Ø70mm

Finiture - Finishes **EUR**

CR
CO
AG
BR
RM

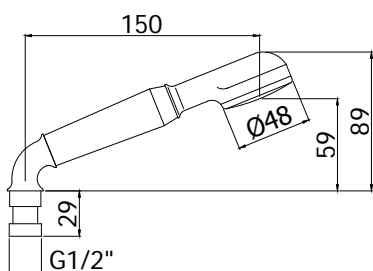


Doccia Ardea completa di:
 • attacco 1/2"G
 Ardea hand-shower complete with:
 • 1/2"G connection

ZDOC 009.. ARDEA

(monogetto) in metallo
 • Ø48mm
 (single spray) metal
 • Ø48mm

Finiture - Finishes **EUR**
 CR

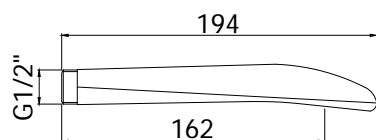


Doccia Ardea completa di:
 • curva
 • attacco 1/2"G
 Ardea hand-shower complete with:
 • elbow
 • 1/2"G connection

ZDOC 010 ARDEA

(monogetto) in metallo
 • Ø48mm
 (single spray) metal
 • Ø48mm

Finiture - Finishes **EUR**
 CR

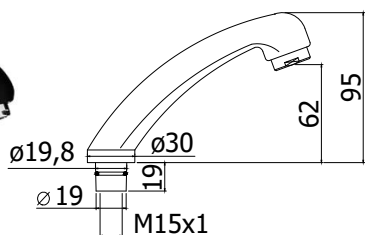


Doccia Danubio completa di:
 • attacco 1/2"G
 Danubio hand-shower complete with:
 • 1/2"G connection

ZDOC 012 DANUBIO

(monogetto) in ABS
 (single spray) ABS

Finiture - Finishes **EUR**
 CR



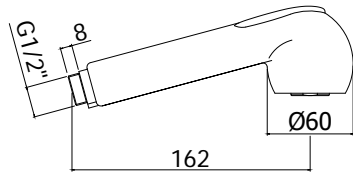
Doccia estraibile (monogetto) completa di:
 • attacco M15x1
 (single-spray) pull out hand-shower complete with:
 • M15x1 connection

ZDOC 014

per miscelatore parrucchiere art. 087
 • senza base
 for hairdresser mixer art. 087
 • without base

Finiture - Finishes **EUR**
 CR

docce - hand showers



Doccia (2 getti) in ABS completa di:

- valvolina antiritorno
- attacco 1/2"G

(two spray-functions) ABS hand-shower complete with:

- check-valve
- 1/2"G connection

ZDOC 002..

Finiture - Finishes

EUR

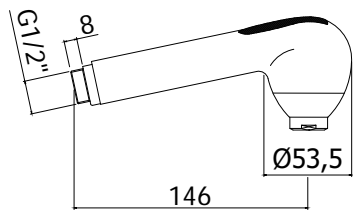
per miscelatore art. 183

- Ø60mm

for mixer art. 183

- Ø60mm

CR



Doccia (2 getti) in ABS completa di:

- valvolina antiritorno
- attacco 1/2"G

(two spray-functions) ABS hand-shower complete with:

- check-valve
- 1/2"G connection

ZDOC 021.. PINGUINO

Finiture - Finishes

EUR

per miscelatore art. 183 Pinguino

- Ø53.5mm

for mixer art. 183 Pinguino

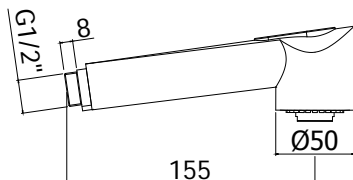
- Ø53.5mm

CR

CO

BR

RM



Doccia (2 getti) in ABS completa di:

- valvolina antiritorno
- attacco 1/2"G

(two spray-functions) ABS hand-shower complete with:

- check-valve
- 1/2"G connection

ZDOC 091 RED

Finiture - Finishes

EUR

per miscelatore art. 183 Red

- Ø50mm

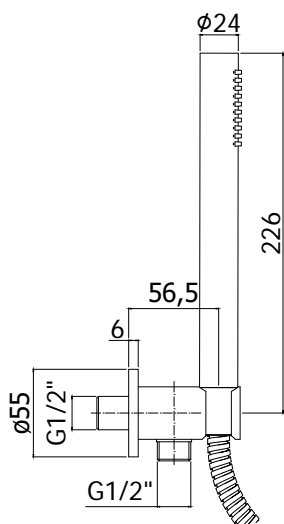
for mixer art. 183 Red

- Ø50mm

CR

CL

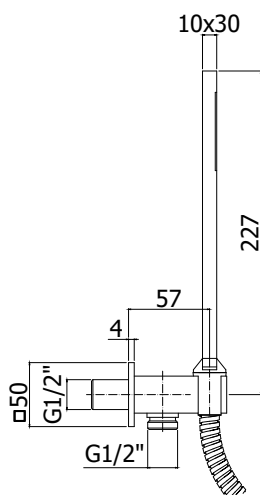
TF



- Set doccia incasso tondo completo di:
- doccia Master (monogetto) in metallo
 - supporto incasso tondo in metallo
 - flessibile doppia aggiratura 1/2"x1/2"G/L. 1500mm
- Round concealed shower set complete with:
- Master (single spray) metal hand-shower
 - Round concealed metal fixed bracket
 - 1/2"x1/2"G/L. 1500 mm double interlock flexible hose

ZDUP 094 TONDO **Finiture - Finishes** **EUR**
 con presa acqua incorporata
 with built-in water inlet

CR
 CRAG
 ST
 BO
 NO
 HG
 HGSP

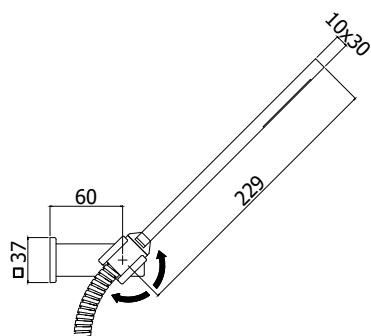


- Set doccia incasso quadro completo di:
- doccia Premium (monogetto) in metallo
 - supporto incasso quadro in metallo
 - flessibile doppia aggiratura 1/2"x1/2"G/L. 1500mm
- Square concealed shower set complete with:
- Premium (single spray) metal hand-shower
 - Square concealed metal fixed bracket
 - 1/2"x1/2"G/L. 1500 mm double interlock flexible hose

ZDUP 095 QUADRO **Finiture - Finishes** **EUR**
 con presa acqua incorporata
 with built-in water inlet

CR
 CRAG
 ST
 BO
 NO

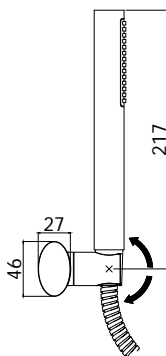
docce - hand showers



- Set doccia esterno LEVEL completo di:
- doccia Premium (monogetto) in metallo
 - supporto doccia Level snodato in ABS
- LEVEL shower set complete with:
- Premium (single spray) metal hand-shower
 - Level ABS swivelling bracket for hand-shower

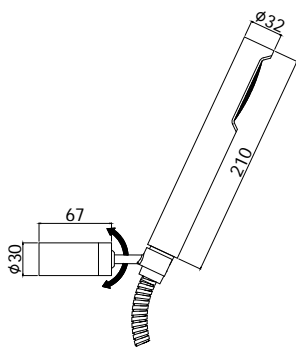
ZDUP 058.. LEVEL **Finiture - Finishes** **EUR**
 per art.023 **CR**
 • con flessibile doppia calotta conica e doppia aggraffatura 1/2"x1/2"/L. 1500mm
 for art. 023 **ST**
 • 1/2"Gx1/2"G/L. 1500mm double interlock flexible hose and double conical nut

ZDUP 059.. LEVEL **CR**
 per art. 168D
 • con flessibile doppia aggraffatura 1/2"x1/2"/L. 1500mm
 for art. 168D
 • 1/2"Gx1/2"G/L. 1500mm double interlock flexible hose



- Set doccia esterno BERRY completo di:
- doccia Berry (monogetto) in metallo
 - supporto Berry in ABS
 - flessibile doppia aggraffatura 1/2"x1/2"/G/L. 1500mm
- BERRY shower set complete with:
- Berry (single spray) metal hand-shower:
 - Berry ABS wall bracket
 - 1/2"x1/2"/G/L. 1500 mm double interlock flexible hose

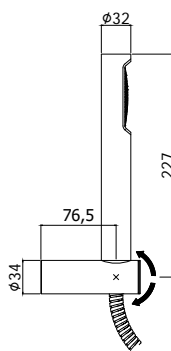
ZDUP 074 BERRY **Finiture - Finishes** **EUR**
 per art. 023-168D **CR**
 for art. 023-168D



- Set doccia esterno BIRILLO completo di:
- doccia Birillo (monogetto) in ABS
 - supporto Birillo in metallo
 - flessibile doppia aggraffatura 1/2"x1/2"/G/L. 1500mm
- BIRILLO shower set complete with:
- Birillo (single spray) ABS hand-shower:
 - Birillo metal wall bracket
 - 1/2"x1/2"/G/L. 1500 mm double interlock flexible hose

ZDUP 036.. BIRILLO **Finiture - Finishes** **EUR**
 per art. 023L-168DL **CR**
 for art. 023L-168DL **BO**
 **NO**
 **HG**
 **HGSP**
 **ST**

* CR con doccia BIRILLO/ BO-NO-HG-HGSP-ST con doccia MASTER
 * CR with BIRILLO hand-shower/ BO-NO-HG-HGSP-ST with MASTER hand-shower

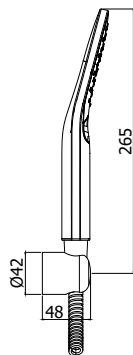


- Set doccia esterno STICK completo di:
- doccia Birillo (monogetto) in ABS
 - supporto Stick in ABS
- STICK shower set complete with:
- Birillo (single spray) ABS hand-shower:
 - Stick ABS wall bracket

ZDUP 054.. STICK **Finiture - Finishes** **EUR**
 per art.023 **CR**
 • con flessibile doppia calotta conica e doppia aggraffatura 1/2"x1/2"/L. 1500mm
 for art. 023
 • 1/2"Gx1/2"G/L. 1500mm double interlock flexible hose and double conical nut

ZDUP 060.. STICK **CR**
 per art. 168D
 • con flessibile doppia aggraffatura 1/2"x1/2"/L. 1500mm
 for art. 168D
 • 1/2"Gx1/2"G/L. 1500mm double interlock flexible hose

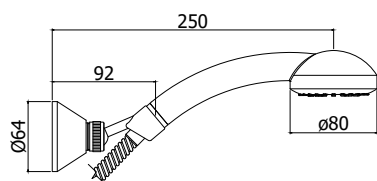
new



Set doccia esterno SOFIA completo di:
 • doccia Trieste Bis (monogetto) in ABS
 • supporto fisso eco in ABS
 • flessibile doppia aggiratura 1/2"x1/2"/G/L. 1500mm

SOFIA shower set complete with:
 • Trieste Bis (single spray) ABS hand-shower
 • Eco ABS fixed bracket
 • 1/2"x1/2"/G/L. 1500 mm double interlock flexible hose

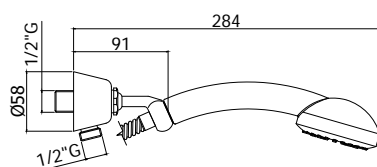
ZDUP 118 SOFIA **Finiture - Finishes** **EUR**
 per art. 026 **CR**
 for art. 026



Set doccia esterno MADERA completo di:
 • doccia Trieste Bis (monogetto) in ABS
 • supporto a muro snodato in ABS
 • flessibile 1500 mm 1/2" x 1/2"

MADERA shower set complete with:
 • Trieste Bis (single spray) ABS hand-shower
 • ABS swivelling wall bracket
 • 1/2" x 1/2" 1500mm flexible hose

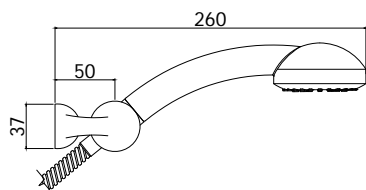
ZDUP 037 MADERA **Finiture - Finishes** **EUR**
 per art. APM3 023-168D **CR**
 for art. APM3 023-168D



Set doccia esterno TRIESTE BIS completo di:
 • doccia Trieste Bis (monogetto) in ABS
 • supporto incasso lusso con leva in metallo
 • flessibile doppia aggiratura 1/2"x1/2"/G/L. 1500mm

TRIESTE BIS shower set complete with:
 • Trieste Bis (single spray) ABS hand-shower
 • Concealed swivelling bracket with metal hook
 • 1/2"x1/2"/G/L. 1500 mm double interlock flexible hose

ZDUP 086 TRIESTE BIS **Finiture - Finishes** **EUR**
 con presa acqua incorporata **CR**
 with built-in water inlet

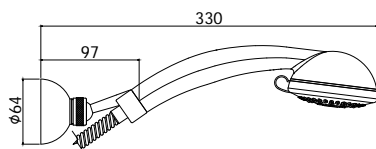


Set doccia esterno TRIESTE BIS LUX completo di:
 • doccia Trieste Bis in ABS
 • supporto Smart in ABS
 • flessibile doppia aggiratura 1/2"x1/2"/L. 1500 mm

TRIESTE BIS LUX shower set complete with:
 • Trieste Bis ABS hand-shower
 • Smart ABS wall bracket
 • 1/2"x1/2"/L. 1500 mm double interlock flexible hose

ZDUP 087 TRIESTE BIS LUX **Finiture - Finishes** **EUR**
 per art. DU024 **CR**
 for art. DU024

docce - hand showers



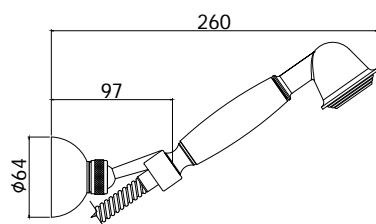
Set doccia esterno ROYAL completo di:

- doccia Royal (4 getti + stop) in ABS
- supporto Lux in metallo
- flessibile doppia aggraffatura 1/2"x1/2"/G/L. 1500mm

ROYAL shower set complete with:

- Royal ABS hand-shower (four-spray functions + stop) Ø90 mm:
- Lux metal wall bracket
- 1/2"x1/2"/G/L. 1500 mm double interlock flexible hose

ZDUP 088 ROYAL	Finiture - Finishes	EUR
per art. 023	CR	
for art. 023		



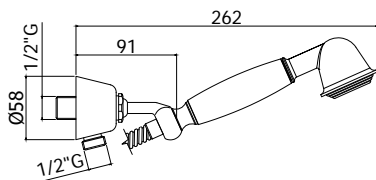
Set doccia esterno IRIS completo di:

- doccia Iris in metallo
- supporto Lux in metallo
- flessibile doppia aggraffatura 1/2"x1/2"/L. 1500 mm

Iris shower set complete with:

- Iris metal hand-shower
- Lux metal wall bracket
- 1/2"x1/2"/L. 1500 mm double interlock flexible hose

ZDUP 011 IRIS	Finiture - Finishes	EUR
per art. 023-027-168D	CR	
for art. 023-027-168D	CO	
	CC	
	CG	
	BR	
	RM	
	GF	



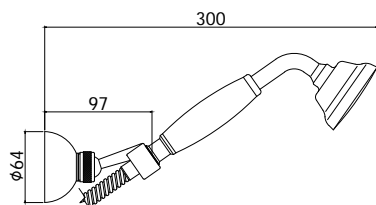
Set doccia esterno IRIS completo di:

- doccia Iris in metallo
- supporto incasso lusso in metallo
- flessibile doppia aggraffatura 1/2"x1/2"/L. 1500 mm

Iris shower set complete with:

- Iris metal hand-shower
- Concealed luxury swivelling metal bracket
- 1/2"x1/2"/L. 1500 mm double interlock flexible hose

ZDUP 012 IRIS	Finiture - Finishes	EUR
con presa acqua incorporata	CR	
• per art. 001	CO	
with built-in water inlet	CC	
• for art. 001	CG	
	BR	
	RM	



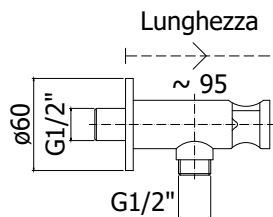
Set doccia esterno BELINDA completo di:

- doccia Belinda (monogetto) in metallo
- supporto Lux in metallo
- flessibile doppia aggraffatura 1/2"x1/2"/G/L. 1500mm

BELINDA shower set complete with:

- Belinda (single spray) metal hand-shower:
- Lux metal wall bracket
- 1/2"x1/2"/G/L. 1500 mm double interlock flexible hose

ZDUP 035 BELINDA	Finiture - Finishes	EUR
per art. 023-168D	CR	
for art. 023-168D	CO	
	AG	
	BR	
	RM	
	GF	



Supporto doccia incasso in metallo completo di:

- con piastra Ø50mm
- attacchi 1/2" G

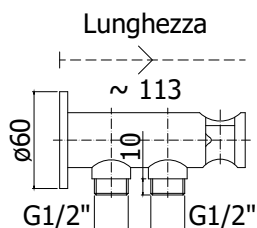
Metal concealed wall hook complete with:

- with wall plate Ø50 mm
- 1/2" G connections

ZSUP 027

con valvola di sicurezza
with security valve

Finiture - Finishes EUR
CR



Supporto doccia esterno in metallo completo di:

- con piastra Ø46.5mm
- attacchi 1/2" G

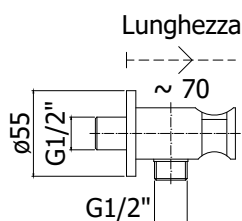
Metal hand-shower bracket complete with:

- with wall plate Ø46,5mm
- 1/2" G connections

ZSUP 028

con valvola di sicurezza
with security valve

Finiture - Finishes EUR
CR



Supporto incasso tondo in metallo completo di:

- piastra Ø55mm
- attacchi 1/2" G

Round concealed metal fixed bracket complete with:

- wall plate Ø55mm
- 1/2" G connections

ZSUP 031.. TONDO

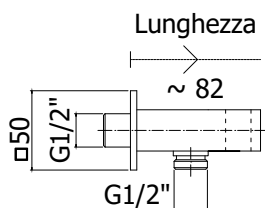

con presa acqua incorporata
with built-in water inlet

Finiture - Finishes EUR
CR
BO
NO
HG
HGSP
ST

ZACC 423

Rosone TONDO - Ø55mm
ROUND wall plate - Ø55mm

CR
BO
NO
HG
HGSP
ST



Supporto incasso quadro in metallo completo di:

- piastra quadra 50x50mm
- attacchi 1/2" G

Square concealed metal fixed bracket complete with:

- square wall plate 50x50mm
- 1/2" G connections

ZSUP 032.. QUADRO

con presa acqua incorporata
with built-in water inlet

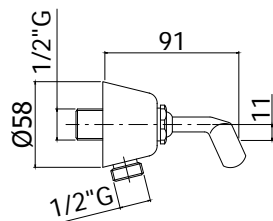
Finiture - Finishes EUR
CR
BO
NO
ST

ZBAS 086

Rosone QUADRO - 50x50mm
SQUARE wall plate - 50x50 mm

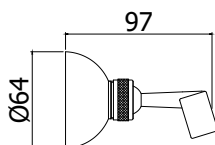
CR
BO
NO
ST

docce - hand showers



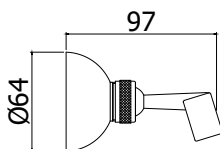
Supporto incasso lusso in metallo completo di:
 • attacchi 1/2"
 Concealed luxury swivelling metal bracket complete with:
 • 1/2" connections

ZSUP 012..	Finiture - Finishes	EUR
con presa acqua incorporata	CR	
• per set doccia art. 001	CO	
with built-in water inlet	CC	
• for shower set art. 001	CG	
	BR	
	RM	
	GF	



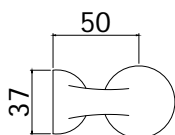
Supporto esterno LUX con leva in metallo
 LUX swivelling bracket with metal hook

ZSUP 003..	Finiture - Finishes	EUR
per set doccia artt. 023-168D	CR	
for shower set artt. 023-168D	CO	
	CC	
	CG	
	AG	
	BR	
	RM	
	GF	



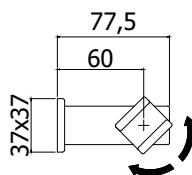
Supporto esterno Normale con leva in ABS
 Standard swivelling bracket with ABS hook

ZSUP 001..	Finiture - Finishes	EUR
per set doccia	CR	
for shower set	CO	
	CC	
	CG	



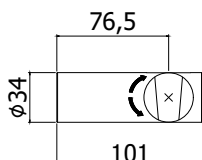
Supporto esterno snodato Smart in ABS
 Smart swivelling bracket

ZSUP 009..	Finiture - Finishes	EUR
per set doccia art. DU024	CR	
for shower set art. DU024	CO	
	CC	
	CG	



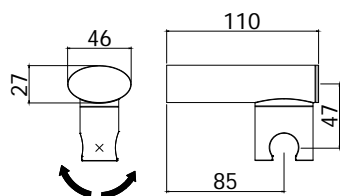
Supporto esterno Level snodato in ABS
 Level ABS swivelling bracket

ZSUP 025..	Finiture - Finishes	EUR
per set doccia Level artt. 023-168D	CR	
for Level shower set artt. 023-168D	ST	



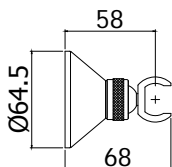
Supporto esterno snodato in ABS
 ABS swivelling bracket

ZSUP 022..	Finiture - Finishes	EUR
per set doccia Stick artt. 023-168D	CR	
for Stick shower set artt. 023-168D	ST	



Supporto esterno snodato in ABS
 ABS swivelling bracket

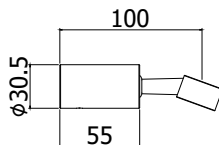
ZSUP 029	Finiture - Finishes	EUR
per set doccia Berry artt. 023-168D	CR	
for Berry shower set artt. 023-168D		



Supporto esterno snodato in metallo
Metal swivelling bracket

ZSUP 007
per doccia art. ZDOC010
for hand-shower art. ZDOC010

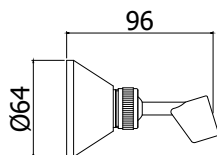
Finiture - Finishes **EUR**
CR



Supporto esterno snodato in metallo
Metal swivelling bracket

ZSUP 020..
per set doccia Birillo artt. 023-168D
for Birillo shower set artt. 023-168D

Finiture - Finishes **EUR**
CR
BO
NO
HG
HGSP
ST



Supporto esterno snodato ECO in ABS
ECO ABS swivelling bracket

ZSUP 015..
per set doccia artt. APM3 023-168D
for shower set artt. APM3 023-168D

Finiture - Finishes **EUR**
CR



Supporto esterno "ovale" fisso in ABS
"Oval" ABS fixed bracket

ZSUP 030..
per set doccia Berry art. 026
for Berry shower set art. 026

Finiture - Finishes **EUR**
CR



Supporto esterno Level fisso in ABS
Level ABS fixed bracket

ZSUP 026..
per set doccia Level art. 026
for Level shower set art. 026

Finiture - Finishes **EUR**
CR



Supporto esterno fisso in ABS
ABS fixed bracket

ZSUP 010..
per set doccia art. 026
• per kit idroscopino
for shower set art. 026
• for WC set

Finiture - Finishes **EUR**
CR
BO
NO
ST



Flessibile ottone doppia aggraffatura 1/2"Gx1/2"G con calotta conica girevole
1/2"Gx1/2"G twist-free double interlock brass flexible hose with conical nut

ZFLO 001..
L. 1500mm
L. 1500mm

Finiture - Finishes **EUR**
CR
AG
BR
RM
GF

ZFLO 002..
L. 2000mm
L. 2000mm

CR
BR
RM
GF

docce - hand showers



Flessibile ottone Lusso 1/2"Gx1/2"G con calotta conica girevole
Luxury 1/2"Gx1/2"G twist-free brass flexible hose with conical nut

ZFLO 075..	LUSSO	Finiture - Finishes	EUR
L. 1500mm		CR	
L. 1500mm		ST	
ZFLO 076..	LUSSO		
L. 2000mm		CR	
L. 2000mm			



Flessibile ottone 1/2"Gx1/2"G
1/2"Gx1/2"G brass flexible hose

ZFLO 003		Finiture - Finishes	EUR
L. 1000mm		CR	
L. 1000mm			
ZFLO 004			
L. 1200mm		CR	
L. 1200mm			
ZFLO 005			
L. 1500mm		CR	
L. 1500mm			



Flessibile ottone doppia aggraffatura 1/2"G - M15x1 con peso ecologico e calotta conica girevole
1/2"G-M15x1 twist-free double interlock brass flexible hose with conical nut and weight

ZFLO 009..		Finiture - Finishes	EUR
L. 1500mm		CR	
L. 1500mm		CRBO	
		CRNO	
		HG	
		HGSP	
		ST	
ZFLO 023..			
L. 2000mm		CR	
L. 2000mm			



Flessibile nylon con peso ecologico 1/2"G - M15x1 per miscelatore lavello doccia estraibile art. 183
1/2"-M15x1 nylon hose with weight for sink mixer with pull out spray art. 183

ZFLO 011		Finiture - Finishes	EUR
L. 1500mm		CR	
L. 1500mm			
ZFLO 033			
L. 2000mm		CR	
L. 2000mm			



Flessibile ottone doppia aggraffatura 3/8" G - M15x1 per monoforo
3/8" G-M15x1 double interlock brass flexible hose for one-hole

ZFLO 010	Finiture - Finishes	EUR
L. 1500mm	CR	
L. 1500mm		



Flessibile doppia aggraffatura 1/2" Gx1/2" G con doppia calotta conica, una girevole
1/2" Gx1/2" twist-free double interlock flexible hose with double conical nut

ZFLO 018..	Finiture - Finishes	EUR
L. 1500mm	CR	
L. 1500mm	GF	
	ST	



Flessibile PVC strong 1/2" Gx1/2" G con calotta conica
1/2" Gx1/2" G PVC strong hose with conical nut

ZFLO 015..	Finiture - Finishes	EUR
L. 1500mm	CR	
L. 1500mm	GF	
ZFLO 016..		
L. 2000mm	CR	
L. 2000mm		



Flessibile PVC argento 1/2" Gx1/2" G con doppia calotta conica, una girevole
1/2" Gx1/2" G twist free Silver PVC hose with double conical nuts

ZFLO 031	Finiture - Finishes	EUR
L. 1500mm	AG	
L. 1500mm		
ZFLO 062		
L. 2000mm	AG	
L. 2000mm		

docce - hand showers



* BO bianco opaco / NO nero opaco

* BO matt white / NO matt black

Flessibile PVC colorato 1/2"Gx1/2"G con doppia calotta conica (colorata), una girevole
1/2"Gx1/2"G twist-free colored PVC hose with double conical nut (colored)

ZFLO 071

Finiture - Finishes

EUR

L. 1500mm

BO

L. 1500mm

NO



Flessibile PVC nero opaco 1/2"Gx1/2"G con doppia calotta conica (cromata), una girevole
1/2"Gx1/2"G twist-free matt black PVC hose with double conical nut (chrome)

ZFLO 071CL

Finiture - Finishes

EUR

L. 1500mm

CL

• per art. ZSAL196

L. 1500mm

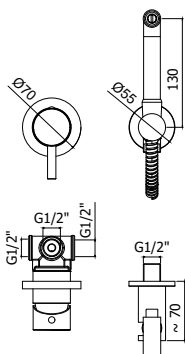
• for art. ZSAL196

kit bidet

bidet kit



new



Set bidet incasso tondo completo di:

- supporto incasso tondo in metallo con presa acqua
- doccia Tweet Round in metallo
- Flessibile ottone doppia aggraffatura 1/2"x1/2"/G con calotta conica girevole - L.1200mm

Round concealed bidet set complete with:

- round concealed metal fixed bracket with built-in water inlet
- Tweet Round metal hand-shower
- 12"x1/2"/G twist-free double interlock brass flexible hose with conical nut - L.1200mm

KIT DUP110

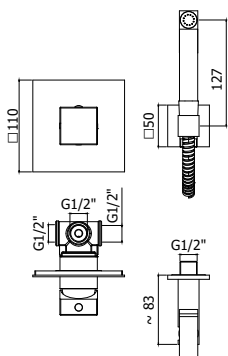
con miscelatore LIG010..70
with shower mixer LIG010..70

Finiture - Finishes

CR
BO
NO
HG
HGSP
ST

EUR

new



Set bidet incasso quadro completo di:

- supporto incasso quadro in metallo con presa acqua
- doccia Tweet Square in metallo
- Flessibile ottone doppia aggraffatura 1/2"x1/2"/G con calotta conica girevole - L.1200mm

Square concealed bidet set complete with:

- square concealed metal fixed bracket with built-in water inlet
- Tweet Square metal hand-shower
- 12"x1/2"/G twist-free double interlock brass flexible hose with conical nut - L.1200mm

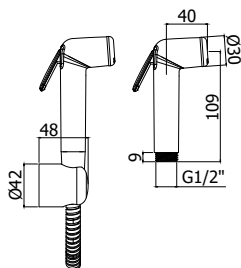
KIT DUP112

con miscelatore LEC010../M
with shower mixer LEC010../M

Finiture - Finishes

CR
NO

EUR



Set doccia esterno MINORCA completo di:

- doccia shut-off MINORCA cromo in ABS
- supporto fisso cromo in ABS

MINORCA shower set complete with:

- MINORCA chrome shut-off ABS rinser
- chrome ABS fixed bracket

ZDUP 099 MINORCA

con flessibile ottone cromo 1/2"x1/2"/L. 1200 mm
with 1/2"x1/2"/G brass flexible hose - l.1200mm

Finiture - Finishes

CR

EUR

ZDUP 099CRAG MINORCA

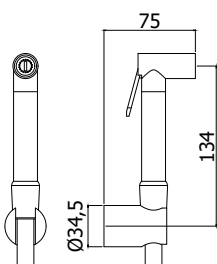
con flessibile PVC argento 1/2"x1/2"/L. 1200 mm
with 1/2"x1/2"/G PVC silver flexible hose - l.1200mm

Finiture - Finishes

CRAG

EUR

new



Set doccia esterno TWEET completo di:

- doccia Tweet Round in metallo
- supporto fisso in ABS

TWEET shower set complete with:

- Tweet Round metal hand-shower
- ABS fixed bracket

ZDUP 114 TWEET

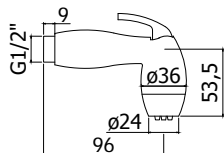
con flessibile PVC argento 1/2"x1/2"/L. 1200 mm con calotta conica
with 1/2"x1/2"/G PVC silver flexible hose - l.1200mm with conical nut

Finiture - Finishes

CRAG

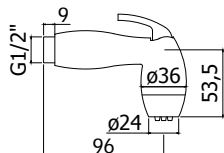
EUR

kit bidet - bidet kit



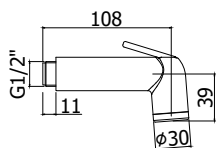
Kit idroscopino completo di:
 • supporto fisso bianco in ABS
 • flessibile PVC bianco 1/2"x1/2"/L. 1200 mm
 WC set complete with:
 • white ABS fixed bracket
 • 1/2"Gx1/2"G/L. 1200mm white PVC hose

ZACC 257 **Finiture - Finishes** **EUR**
 con doccia per idroscopino bianca in ABS
 with white ABS hand-shower for WC set
 CL



Doccia per idroscopino bianca in ABS
 white ABS hand-shower for WC set

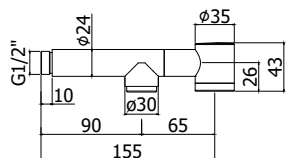
ZDOC 062 **Finiture - Finishes** **EUR**
 per art. ZACC257CL
 for art. ZACC257CL
 CL



Doccia shut-off in ABS completa di:
 • attacco 1/2"G

Shut-off ABS rinser complete with:
 • 1/2"G connection

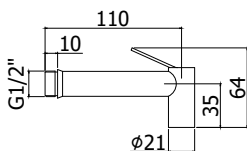
ZDOC 060 MINORCA **Finiture - Finishes** **EUR**
 Ø30mm
 Ø30mm
 CR



Doccia shut-off in ABS completa di:
 • attacco 1/2"G

Shut-off ABS rinser complete with:
 • 1/2"G connection

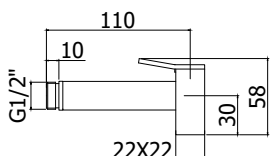
ZDOC 061 GIGLIO **Finiture - Finishes** **EUR**
 Ø35mm
 Ø35mm
 CR



Doccia Tweet Round in metallo completa di:
 • attacco 1/2"G

Tweet Round metal hand-shower complete with:
 • 1/2"G connection

ZDOC 120 TWEET ROUND **Finiture - Finishes** **EUR**
 Ø21mm
 • per artt. ZDUP109-110-114 / CR
 KITDUP110 BO
 NO
 Ø21mm HG
 HGSP
 • per artt. ZDUP109-110-114 / ST
 KITDUP110 BR



Doccia Tweet Square in metallo completa di:
 • attacco 1/2"G

Tweet Square metal hand-shower complete with:
 • 1/2"G connection

ZDOC 121 TWEET SQUARE **Finiture - Finishes** **EUR**
 22x22mm
 • per artt. ZDUP111-112 / KITDUP112 CR
 NO
 22x22mm
 • for artt. ZDUP111-112 / KITDUP112



Flessibile ottone cromo per 1/2"x1/2"/L. 1200 mm
 1/2"x1/2"/L. 1200 mm chrome brass flexible hose

ZFLO 030 **Finiture - Finishes** **EUR**
 per idroscopino
 for WC set
 CR
 HG
 HGSP
 ST
 BR



Flessibile PVC argento 1/2"x1/2"/L. 1200 mm
1/2"x1/2"G PVC silver flexible hose - l.1200mm

ZFLO 030..
per artt. ZDUP099CRAG-ZDUP114CRAG
for artt. ZDUP099CRAG-ZDUP114CRAG

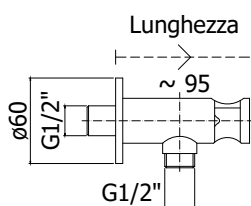
Finiture - Finishes **EUR**
AG



Flessibile PVC colorato 1/2"x1/2"/L. 1200 mm
1/2"x1/2"G PVC colored hose

ZFLO 079
per idroscopino
for WC set

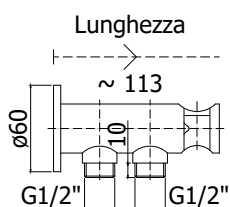
Finiture - Finishes **EUR**
BO
NO



Supporto doccia incasso in metallo completo di:
• con piastra Ø50mm
• attacchi 1/2"G
Metal concealed wall hook complete with:
• with wall plate Ø50 mm
• 1/2"G connections

ZSUP 027
con valvola di sicurezza
with security valve

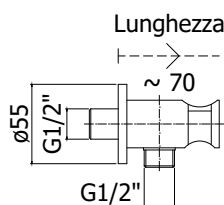
Finiture - Finishes **EUR**
CR



Supporto doccia esterno in metallo completo di:
• con piastra Ø46.5mm
• attacchi 1/2"G
Metal hand-shower bracket complete with:
• with wall plate Ø46,5mm
• 1/2"G connections

ZSUP 028
con valvola di sicurezza
with security valve

Finiture - Finishes **EUR**
CR



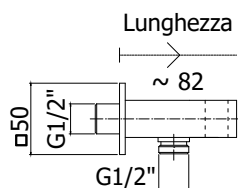
Supporto incasso tondo in metallo completo di:
• piastra Ø55mm
• attacchi 1/2"G
Round concealed metal fixed bracket complete with:
• wall plate Ø55mm
• 1/2"G connections

ZSUP 031.. TONDO
con presa acqua incorporata
with built-in water inlet

Finiture - Finishes **EUR**
CR
BO
NO
HG

ZACC 423
Rosone TONDO - Ø55mm
ROUND wall plate - Ø55mm

Finiture - Finishes **EUR**
CR
BO
NO
HG



Supporto incasso quadro in metallo completo di:
• piastra quadra 50x50mm
• attacchi 1/2"G
Square concealed metal fixed bracket complete with:
• square wall plate 50x50mm
• 1/2"G connections

ZSUP 032.. QUADRO
con presa acqua incorporata
with built-in water inlet

Finiture - Finishes **EUR**
CR
ST
BO
NO

ZBAS 086
Rosone QUADRO - 50x50mm
SQUARE wall plate - 50x50 mm

Finiture - Finishes **EUR**
CR
ST
BO
NO

kit bidet - bidet kit

ricambi - spare parts



ZA91104R Cartuccia completa Ø35 senza distributore con regolazione artt. KITDUP110-112
Complete cartridge Ø35 without distributor with regulation artt. KITDUP110-112

Finiture - Finishes EUR



ZACC476 Set di fissaggio per artt. ZDUP110-112
Fixing set for artt. ZDUP110-112

Finiture - Finishes EUR



ZCAP074 Cappuccio sottoleva in ABS per artt. ZDUP110-112
ABS under lever cap for artt. ZDUP110-112

ZCAP034 Cappuccio sottoleva per artt. KITDUP110-112
Under lever cap for artt. KITDUP110-112

Finiture - Finishes EUR


CR
BO
NO
HG
HGSP
ST
BR

CR
NO
HG
HGSP
ST
BR



ZGHI010 Ghiera fermacartuccia M37x1 per artt. KITDUP110-112
M37x1 cartridge fastening ring nut for artt. KITDUP110-112

Finiture - Finishes EUR



ZLEV085 Leva completa Ø45 per artt. KITDUP110
Complete lever Ø45 for artt. KITDUP110

ZMAN161 Leva kit bidet per artt. ZDUP110
Lever for bidet kit for artt. ZDUP110

Finiture - Finishes EUR

CR
BO
NO
HG
HGSP
ST

CR
BO
NO
HG
HGSP
ST
BR



ZLEV098 Leva completa mod. CUBO per artt. KITDUP112
CUBO complete lever for artt. KITDUP112

ZMAN160 Maniglia per kit bidet per artt. ZDUP112
Handle for bidet kit for artt. ZDUP112

ZMAN162 Maniglia per kit bidet per artt. ZDUP111
Handle for bidet kit for artt. ZDUP111

Finiture - Finishes EUR

CR
NO

CR
NO

CR



ZMAN159 Maniglia per kit bidet per art. ZDUP109
Handle for bidet kit for art. ZDUP109

Finiture - Finishes **EUR**
CR



ZPIA026 Piastra 1 foro con guarnizione per art. KITDUP112
One-hole wall plate with gasket for art. KITDUP112

Finiture - Finishes **EUR**
CR/M
NO/M

* CR/M-NO/M con piastra in Acciaio inox
* CR/M-NO/M with Stainless steel wall plate




ZPIA082 Piastra 1 foro con guarnizione per art. KITDUP110
One-hole wall plate with gasket for art. KITDUP110

Finiture - Finishes **EUR**
CR
BO
NO
HG
HGSP
ST
BR



ZPIA119 Rosone TONDO - Ø50mm per art. ZDUP109
ROUND wall plate - Ø50mm for art. ZDUP109

Finiture - Finishes **EUR**
CR



ZPIA120 Rosone QUADRO - 70x70mm per art. ZDUP112
SQUARE wall plate - 70x70mm per art. ZDUP112

Finiture - Finishes **EUR**
CR
NO



ZPIA121 Rosone TONDO - Ø70mm per art. ZDUP110
ROUND wall plate - Ø70mm per art. ZDUP110

Finiture - Finishes **EUR**
CR
BO
NO
HG
HGSP
ST
BR



ZPIA122 Rosone QUADRO - 48x48mm per art. ZDUP111
SQUARE wall plate - 48x48mm per art. ZDUP111

Finiture - Finishes **EUR**
CR




ZRAC146 Raccordo 1/2" con OR per artt. ZDUP110-112
1/2" connection with OR for artt. ZDUP110-112

Finiture - Finishes **EUR**
CR
BO
NO
HG
HGSP
ST
BR



ZSET109 Set chiavetta+grano+placchetta+vite per artt. ZDUP110-112
Key+headless screw+plate+screw set for artt. ZDUP110-112

Finiture - Finishes **EUR**
CR
BO
NO
HG
ST
BR



ZSUP010 Supporto doccia per artt. ZDUP099-114
Bracket for artt. ZDUP099-114

Finiture - Finishes **EUR**
CR



ZSUP042 Supporto doccia per artt. ZDUP110
Bracket for artt. ZDUP110

Finiture - Finishes **EUR**
CR
BO
NO
HG
HGSP
ST
BR



ZSUP043 Supporto doccia per artt. ZDUP112
Bracket for artt. ZDUP112

Finiture - Finishes **EUR**
CR
NO



ZVIT110 Vitone dischi ceramici per artt. ZDUP109-111
Ceramic disc valve for artt. ZDUP109-111

Finiture - Finishes **EUR**



ZVIT111 Cartuccia per kit bidet per artt. ZDUP110-112
Cartridge for bidet kit for artt. ZDUP110-112












Finiture - Finishes **EUR**

accessori

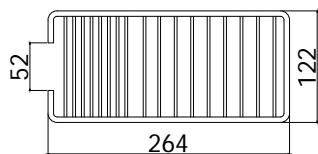
fittings

INDICE

INDEX

596		Griglie a cestino Baskets	608		Rubinetti vari Various taps
598		Colonne scarico vasca Bath waste columns	610		Eccentrici Eccentric connections
599		Sifoni Bottle traps	611		Deviatori Diverter
600		Raccordi e tubi Connections and tubes	613		Canne tubo e aeratori Spouts and aerators
602		Rubinetti sottolavabo con filtro Underlavatory stop cocks with filter	616		Bocche a muro Wall spouts
603		Scarichi Pop up wastes	620		Varie Various
606		Rubinetti ad incasso Concealed flush valves			

accessori - fittings



Griglia a cestino in metallo RETTANGOLARE Grande
RECTANGULAR big metal basket

ZPOR 001


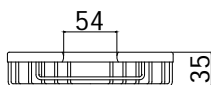
264x122x50

264x122x50

Finiture - Finishes

EUR

CR



Griglia a cestino in metallo TRIANGOLARE Piccolo
TRIANGULAR small metal basket

ZPOR 002

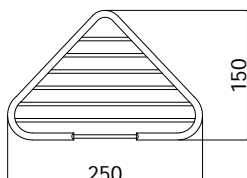
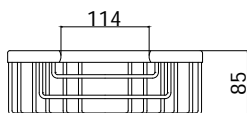
166x112x35

166x112x35

Finiture - Finishes

EUR

CR



Griglia a cestino in metallo TRIANGOLARE Grande
TRIANGULAR big metal basket

ZPOR 003

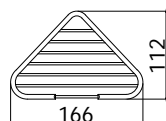
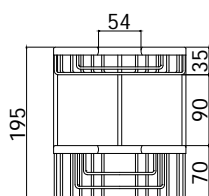
250x150x85

250x150x85

Finiture - Finishes

EUR

CR



Griglia a cestino in metallo TRIANGOLARE Piccolo
TRIANGULAR small metal basket

ZPOR 004

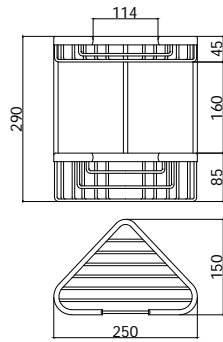
166x112x195

- a 2 ripiani
- with double shelf

Finiture - Finishes

EUR

CR

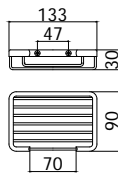


Griglia a cestino in metallo TRIANGOLARE Grande
TRIANGULAR big metal basket

ZPOR 005

- 250x150x290
- a 2 ripiani
- 250x150x290
- with double shelf

Finiture - Finishes **EUR**
CR

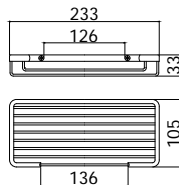


Griglia a cestino in metallo RETTANGOLARE Piccolo
RECTANGULAR small metal basket

ZPOR 006

- 133x90x30
- 133x90x30

Finiture - Finishes **EUR**
CR

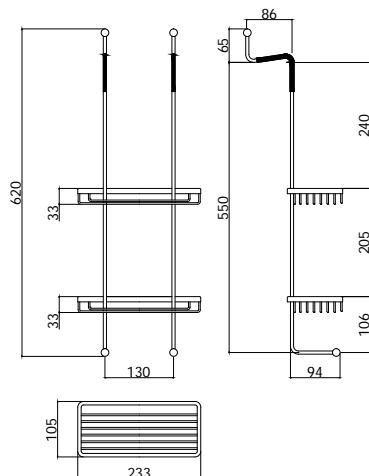
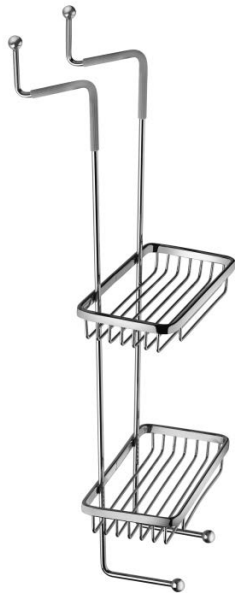


Griglia a cestino in metallo RETTANGOLARE Medio
RECTANGULAR middle metal basket

ZPOR 007

- 233x105x33
- 233x105x33

Finiture - Finishes **EUR**
CR



Griglia a cestino in metallo RETTANGOLARE
RECTANGULAR metal basket

ZPOR 008

- a 2 ripiani alto
- high with double shelf

Finiture - Finishes **EUR**
CR

accessori - fittings



Colonna scarico in plastica
PVC bath waste

ZACC 118..
senza sifone
without bottle trap

Finiture - Finishes	EUR
CR	
CL	
ST	
BR	
RM	
GF	



Colonna scarico in plastica
PVC bath waste

ZACC 120
con sifone a saldare
with weld bath waste

Finiture - Finishes	EUR
CR	



Colonna scarico in plastica
PVC bath waste

ZACC 122
con sifone filettato
with threaded bath waste

Finiture - Finishes	EUR
CR	



Sifone orientabile
Swivelling bottle trap

ZACC 124
per colonna a saldare
for bath waste with bottle trap to weld

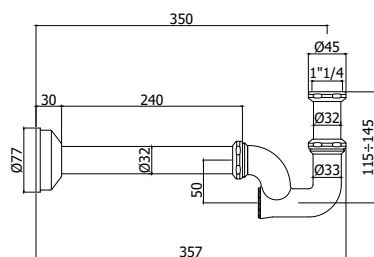
Finiture - Finishes	EUR



Sifone orientabile
Swivelling bottle trap

ZACC 125
per colonna con filetto
for bath waste with threaded bottle trap

Finiture - Finishes	EUR



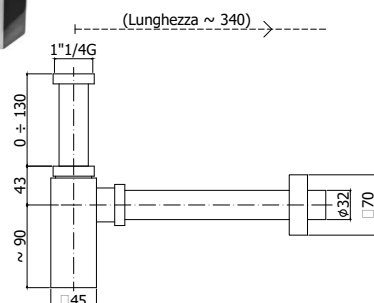
Sifone per lavabo e bidet con tappo posteriore
 Bottle trap for basin and bidet

ZACC 062..
 con attacco 1" G
 with 1" G connection

Finiture - Finishes	EUR
CR	
CL	
GF	
BR	
RM	

ZACC 063..
 con attacco 1" 1/4 G
 with 1" 1/4 G connection

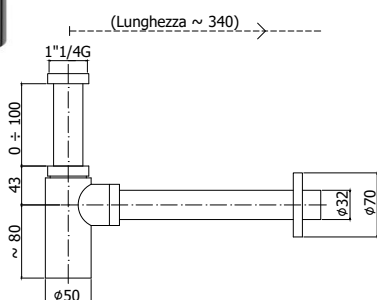
CR
CL
GF
BR
RM



Sifone a bottiglia Domino
 Domino bottle trap

ZACC 221.. DOMINO
 con attacco 1" 1/4 G
 with 1" 1/4 G connection

Finiture - Finishes	EUR
CR	
ST	



Sifone a bottiglia tondo
 Round bottle trap

ZACC 240
 con attacco 1" 1/4 G
 with 1" 1/4 G connection

Finiture - Finishes	EUR
CR	
BO	
NO	
ST	
HG	
HGSP	

accessori - fittings



Squadretta sottolavabo con rosone
Underbasin tee with wall plate

ZACC 065..

- 150x250 mm
- Ø14 mm e nipple 1/2"G
- 150x250 mm
- Ø14 mm and 1/2"G nipple

Finiture - Finishes **EUR**

CR
CL
GF
BR
RM



Curvetta per monoforo
Elbow tube connection for one-hole mixer

ZACC 066..

- con attacco a muro 1/2"G
- with 1/2" wall connection

Finiture - Finishes **EUR**

CR
CL
GF
BR
RM



Tubo scarico per WC con rosone
WC pipe with shield

ZACC 067..

- Ø 30 mm x l. 300 mm
- Ø 30 mm x l. 300 mm

Finiture - Finishes **EUR**

CR
CL
GF
BR
RM



Canotto bordato con calotta e rosone
WC pipe with shield and nut

ZACC 068..

- Ø 25 mm x l. 200 mm
- Ø 25 mm x l. 200 mm

Finiture - Finishes **EUR**

CR
CL
GF
BR
RM



Tubo curvo 45° per cassetta
45° elbow pipe for cistern

ZACC 069..

- Ø 30 mm x l. 280 mm
- Ø 30 mm x l. 280 mm

Finiture - Finishes **EUR**

CR
CL
GF
BR
RM



Tubo curvo 90° per cassetta
90° elbow pipe for cistern

ZACC 070..

- Ø 30 mm x 120x250 mm
- Ø 30 mm x 120x250 mm

Finiture - Finishes **EUR**

CR
CL
GF
BR
RM



Tubo rame l. 800mm
Copper pipe - l. 800mm

ZACC 107..

- per passorapido esterno 3/4"G
- for 3/4"G external flush valve

Finiture - Finishes **EUR**

CR
GF
BR
RM

ZACC 108..

- per passorapido esterno 1"G
- for 1"G external flush valve

Finiture - Finishes **EUR**

CR
GF
BR
RM



Set flessibili inox per miscelatori (2 pezzi)
Set of 2 pcs. inox flex for mixers

ZFLX 001

M10x1 - F3/8" cm.35
M10x1 - F3/8" cm.35

Finiture - Finishes

CR

EUR



Tubo rame con raccordo per miscelatore (1 pezzo)
Threaded copper pipe for mixer (1 piece)

ZTUB 001..

M10x1
M10x1

Finiture - Finishes

CR
GF
BR
RM

EUR

ZTUB 009..

M8x1
M8x1

CR



Tubo per miscelatore scaldabagno (1 pezzo)
Copper pipe for water-heater (1 piece)

ZTUB 004

con lunghezza l. 600mm
with length l. 600mm

Finiture - Finishes

CR

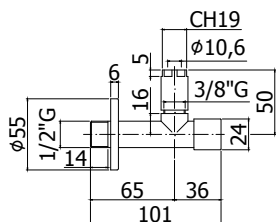
EUR

ZTUB 005

con lunghezza l. 1000mm
with length l. 1000mm

CR

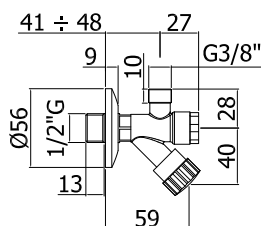
accessori - fittings



Rubinetto sottolavabo con filtro STICK
STICK underlavatory stop cock with filter

ZACC 204
con attacco a muro 1/2" G
with 1/2" wall connection

Finiture - Finishes	EUR
CR	
BO	
NO	
ST	
HG	
HGSP	



Rubinetto sottolavabo con filtro
• con sede piana per flex inox
Underlavatory stop cock with filter
• with flat seat for flex inox

ZACC 254
con attacchi 1/2" G x 3/8" G
with 1/2" G x 3/8" G connections

Finiture - Finishes	EUR
CR	



Rubinetto sottolavabo snodato con filtro
• con calotta e ogiva per tubetti
Swivelling underlavatory stop cock with filter
• with connections for copper tubes

ZACC 255..
con attacco a muro 1/2" G
with 1/2" wall connection

Finiture - Finishes	EUR
CR	
BR	
RM	
GF	



Asta orizzontale con calotta e guarnizione per scarico
Rod for waste

ZAST 017	Finiture - Finishes	EUR
con lunghezza l. 200mm with length l. 200mm	CR	
ZAST 022		
con lunghezza l. 330mm with length l. 330mm	CR	
ZAST 027		
con lunghezza l. 400mm with length l. 400mm	CR	



Scarico Normale
Standard pop up waste

ZSCA 001..	Finiture - Finishes	EUR
con attacco 1"G with 1"G connection	CR	
ZSCA 002..		
con attacco 1"1/4G with 1"1/4G connection	CR CL BO NO GF BR RM ST HG HGSP	



Scarico con tappo in hostaform
Pop up waste with hostaform plug

ZSCA 003	Finiture - Finishes	EUR
con attacco 1"G with 1"G connection	CR	
ZSCA 004		
con attacco 1"1/4G with 1"1/4G connection	CR	



Scarico comando a leva
Pop up waste with lever

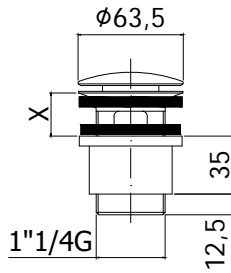
ZSCA 008	Finiture - Finishes	EUR
con attacco 1"1/4G with 1"1/4G connection	CR	



Distanziale copripiletta ABS per scarico Clic-Clac
ABS cover for Clic-Clac press top waste

ZSCA 011	Finiture - Finishes	EUR
su lavabo in vetro on glass basin	CR	

accessori - fittings



Scarico Clic-Clac 1"1/4G con troppo pieno
1"1/4G Clic-Clac with overflow

ZSCA 010..

- (X) regolabile da 25 a 50mm
- con piletta h60mm
- (X) adjustable from 25 to 50mm
- with waste h60mm

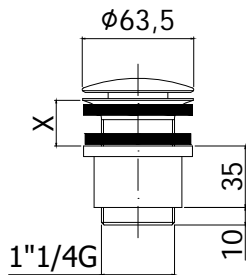
Finiture - Finishes **EUR**

CR

ZSCA 012..

- (X) regolabile da 35 a 65mm
- con piletta h75mm
- (X) adjustable from 35 to 65mm
- with waste h75mm

CR



Scarico Clic-Clac 1"1/4G senza troppo pieno
1"1/4G Clic-Clac without overflow

ZSCA 013..

- (X) regolabile da 25 a 50mm
- con piletta h60mm
- (X) adjustable from 25 to 50mm
- with waste h60mm

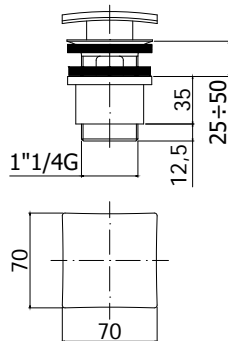
Finiture - Finishes **EUR**

CR

ZSCA 018..

- (X) regolabile da 35 a 65mm
- con piletta h75mm
- (X) adjustable from 35 to 65mm
- with waste h75mm

CR



Scarico Clic-Clac 1"1/4G completo di:

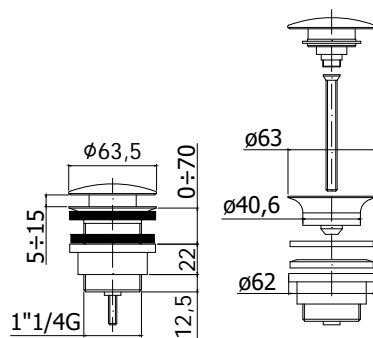
- piletta h60mm
- troppo pieno
- 1"1/4G Clic-Clac press top waste complete with:
- waste h60mm
- overflow

ZSCA 030 QUADRO

- regolabile da 25 a 50mm
- adjustable from 25 to 50mm

Finiture - Finishes **EUR**

CR



Scarico Clic-Clac 1"1/4G completo di:

- piletta h60mm
- troppo pieno
- vite blocco e raccordo
- 1"1/4G Clic-Clac press top waste complete with:
- waste h60mm
- overflow
- locking screw and connection

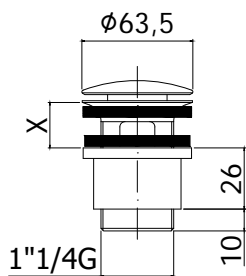
ZSCA 050 SIMPLE RAPID

- regolabile da 0 a 70mm
- adjustable from 0 to 70mm

Finiture - Finishes **EUR**

CR
BO
NO
ST
BR
RM
HG
HGSP

* Con possibilità "Sempre aperto"
* "Always open" system included



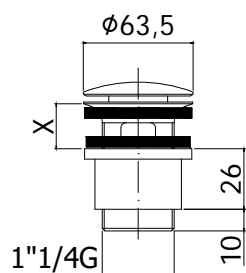
Scarico 1"1/4 Clic-Clac VIP con troppo pieno
VIP 1"1/4G Clic-Clac with overflow

ZSCA 060..
(X) regolabile da 30 a 45mm
• con piletta h60mm
(X) adjustable from 30 to 45mm
• with waste h60mm

Finiture - Finishes **EUR**
CR

ZSCA 062..
(X) regolabile da 45 a 60mm
• con piletta h75mm
(X) adjustable from 45 to 60mm
• with waste h75mm

CR



Scarico 1"1/4 Clic-Clac VIP senza troppo pieno
VIP 1"1/4G Clic-Clac without overflow

ZSCA 063..
(X) regolabile da 30 a 45mm
• con piletta h60mm
(X) adjustable from 30 to 45mm
• with waste h60mm

Finiture - Finishes **EUR**
CR

ZSCA 068..
(X) regolabile da 45 a 60mm
• con piletta h75mm
(X) adjustable from 45 to 60mm
• with waste h75mm

CR



Tappo Ø40 mm per piletta scarico 1" - 1"1/4G
Plug Ø40 mm for 1" - 1" 1/4G pop up waste

ZACC 091
in ottone, per artt. ZSCA001-ZSCA002
brass, for artt. ZSCA001-ZSCA002

Finiture - Finishes **EUR**
CR

ZACC 349
in hostaform, per artt. ZSCA003-ZSCA004
hostaform, for artt. ZSCA003-ZSCA004

CR



Tappo universale
Universal plug

ZACC 111
Ø63 mm
Ø63 mm

Finiture - Finishes **EUR**
CR



Tappo + piletta completo
Plug with drain

ZACC 266
per scarico 1" - 1"1/4G
for 1" - 1"1/4 pop up waste

Finiture - Finishes **EUR**
CR

accessori - fittings



Rubinetto incasso con cappuccio 2 pezzi
Concealed tap with two-piece threaded cover

ZACC 046..	Finiture - Finishes	EUR
con attacchi 1/2"G with 1/2"G connections	CR CL GF BR RM	
ZACC 047		
con attacchi 3/4"G with 3/4"G connections	CR	
ZACC 048		
con attacchi 1"G with 1"G connections	CR	



Saracinesca incasso con cappuccio 2 pezzi
Concealed valve with two-piece threaded cover

ZACC 051..	Finiture - Finishes	EUR
con attacchi 3/4"G with 3/4"G connections	CR CL GF BR RM	
ZACC 049		
con attacchi 1"G with 1"G connections	CR	



Passorapido incasso **Minimal**
Minimal concealed flush valve

ZACC 375	Finiture - Finishes	EUR
con attacco 3/4"G with 3/4"G connection	CR	
ZACC 376		
con attacco 1"G with 1"G connection	CR	
ZPRO 064		
Prolunga per passorapido incasso per artt. ZACC375-376-380-381 • H19mm Extension for concealed flush valve for artt. ZACC375-376-380-381 • H19mm	CR	



Passorapido incasso **Classic**
Classic concealed flush valve

ZACC 380	Finiture - Finishes	EUR
con attacco 3/4"G with 3/4"G connection	CR	
ZACC 381		
con attacco 1"G with 1"G connection	CR	
ZPRO 064		
Prolunga per passorapido incasso per artt. ZACC375-376-380-381 • H19mm Extension for concealed flush valve for artt. ZACC375-376-380-381 • H19mm	CR	



Passorapido esterno **Minimal**
Minimal concealed flush valve

ZACC 377
con attacco 3/4"G
with 3/4"G connection

Finiture - Finishes **EUR**
CR

ZACC 378
con attacco 1"G
with 1"G connection

CR



Passorapido esterno **Classic**
Classic concealed flush valve

ZACC 382
con attacco 3/4"G
with 3/4"G connection

Finiture - Finishes **EUR**
CR

ZACC 383
con attacco 1"G
with 1"G connection

CR



Leva **Minimal** per passorapido
Minimal lever for flush valve

ZLEV 162
per artt. ZACC375-376-377-378
for artt. ZACC375-376-377-378

Finiture - Finishes **EUR**
CR



Leva **Classic** per passorapido
Classic lever for flush valve

ZLEV 163
per artt. ZACC380-381-382-383
for artt. ZACC380-381-382-383

Finiture - Finishes **EUR**
CR



Vitone per passorapido incasso 3/4"-1"G
Headpart for 3/4"-1"G flush valve

ZVIT 077
per artt. ZACC375-376-380-381
for artt. ZACC375-376-380-381

Finiture - Finishes **EUR**



Vitone per passorapido esterno
Headpart for external flush valve

ZVIT 078
per artt. ZACC377-382
for artt. ZACC377-382

Finiture - Finishes **EUR**

ZVIT 079
per artt. ZACC378-383
for artt. ZACC378-383

accessori - fittings



Gruppo miscelatore per scaldabagno
Water-heater wall sink mixer

ZACC 004

senza tubi
without copper pipes

Finiture - Finishes **EUR**
CR

ZACC 005

con tubi
with tubes

CR



Rubinetto sottolavabo
Underlavatory stop cock

ZACC 009

con attacco a muro 1/2"G
• con attacco inferiore 3/4"G
• attacco frontale 1/2"G femmina
with 1/2" wall connection
• with 3/4"G lower connection
• 1/2"G front connection (female)

Finiture - Finishes **EUR**
CR



Rubinetto lavatrice 2 vie
Two-way washing machine tap

ZACC 013

con attacco a muro 1/2"G
• con attacco inferiore 3/4"G
with 1/2" wall connection
• with 3/4"G lower connection

Finiture - Finishes **EUR**
CR



Rubinetto snodo 2 vie completo di:
• canna orientabile senza rompigitto
Two-way sink tap complete with:
• swivelling spout without anti-splash

ZACC 015

con attacco a muro 1/2"G
• con attacco inferiore 3/4"G
with 1/2" wall connection
• with 3/4"G lower connection

Finiture - Finishes **EUR**
CR



Rubinetto attacco lavatrice
Washing machine tap

ZACC 017

con attacco a muro 1/2"G
• con attacco inferiore 3/4"G
with 1/2" wall connection
• with 3/4"G lower connection

Finiture - Finishes **EUR**
CR



Rubinetto arresto
Stop cock

ZACC 019

con attacchi 1/2"G femmina
with 1/2"G connections (female)

Finiture - Finishes **EUR**
CR



Rubinetto arresto
Stop cock

ZACC 021

con attacchi 1/2"G maschio
with 1/2"G connections (male)

Finiture - Finishes **EUR**
CR



Rubinetto arresto
Stop cock

ZACC 023

con attacco a muro 1/2"G
• attacco frontale 1/2"G femmina
with 1/2" wall connection
• 1/2"G front connection (female)

Finiture - Finishes **EUR**
CR



Rubinetto per cassetta con tubetto
Tap for cistern with pipe

ZACC 024
con attacco 3/8"G
with 3/8"G connection

Finiture - Finishes	EUR
CR	
CL	
GF	
BR	
RM	



Rubinetto con raccordo per retrogruppo
Tap with connection nut for mixer

ZACC 028
con attacchi 3/4"G
with 3/4"G connections

Finiture - Finishes	EUR
CR	



Rosone ottone - Ø60 mm
Brass wall plate - Ø60 mm

ZACC 044
per attacco 3/8"G
for 3/8"G connection

Finiture - Finishes	EUR
CR	

ZACC 045
per attacco 1/2"G
for 1/2"G connection

Finiture - Finishes	EUR
CR	



Rubinetto lavabo alto leva clinica
Pillar tap with long lever

ZACC 053
solo acqua fredda
cold water only

Finiture - Finishes	EUR
CR	



Rubinetto lavabo leva clinica
Basin tap with long lever

ZACC 054
solo acqua fredda
cold water only

Finiture - Finishes	EUR
CR	

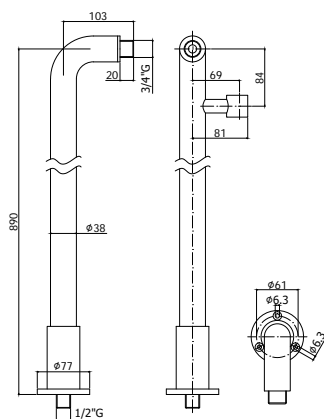



Rubinetto a muro prolungatissimo leva clinica
Wall tap with long lever

ZACC 055
solo acqua fredda
cold water only

Finiture - Finishes	EUR
CR	

accessori - fittings



Coppia colonne a pavimento per gruppo vasca esterno

- H890mm
- Ø38mm

Pair of pillar legs for floor standing external bath/shower mixer

- H890mm
- Ø38mm

ZACC 215.. **Finiture - Finishes** **EUR**
 senza supporto doccia
 without wall bracket CR
BR

ZACC 220.. **Finiture - Finishes** **EUR**
 con supporto doccia
 with wall bracket CR
BR



Eccentrico scorrevole 1/2" G x 3/4" G
 1/2" G x 3/4" G eccentric connection with sliding wall plate

ZECC 001.. **Finiture - Finishes** **EUR**
 per miscelatori
 for mixers CR
CL
GF
BR
RM



Eccentrico scorrevole 1/2" G x 3/4" G
 1/2" G x 3/4" G eccentric connection with sliding wall plate

ZECC 003.. **Finiture - Finishes** **EUR**
 per rubinetti tradizionali
 for traditional taps CR



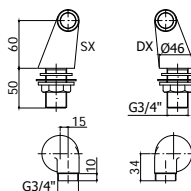
Eccentrico distanziabile 1/2" G x 3/4" G
 1/2" G x 3/4" G eccentric spacer

ZECC 006 **Finiture - Finishes** **EUR**
 interasse 20mm
 distance between centres 20mm CR

ZECC 007 **Finiture - Finishes** **EUR**
 interasse 40mm
 distance between centres 40mm CR

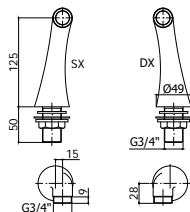
ZECC 008 **Finiture - Finishes** **EUR**
 interasse 60mm
 distance between centres 60mm CR

ZECC 009 **Finiture - Finishes** **EUR**
 interasse 80mm
 distance between centres 80mm CR



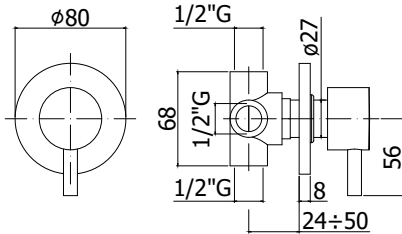
Coppia eccentrici bordo vasca DESTRO - SINISTRO lusso 3/4" G x 3/4" G
 Pair of 3/4" G x 3/4" G lux RIGHT - LEFT eccentric connection

ZECC 011.. /2 **Finiture - Finishes** **EUR**
 Interasse 15mm
 • H60mm
 distance between centres 15mm
 • H60mm CR
CL
GF
BR
RM



Coppia eccentrici bordo vasca DESTRO - SINISTRO lusso 3/4" G x 3/4" G
 Pair of 3/4" G x 3/4" G lux RIGHT - LEFT eccentric connection

ZECC 026.. /2 **Finiture - Finishes** **EUR**
 Interasse 15mm
 • H125mm
 distance between centres 15mm
 • H125mm CR
CL
GF
BR
RM



Deviatore incasso Minimal completo di:

- piastra in metallo Ø80 mm
- maniglia
- attacchi 1/2" G

Minimal concealed diverter complete with:

- metal wall plate Ø80mm
- handle
- 1/2" G connections

ZDEV 079.. MINIMAL

con 2 entrate - 2 uscite
with 2 inlets - 2 outlets

Finiture - Finishes EUR

CR

ZVIT 112

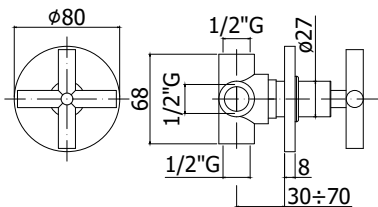
Cartuccia deviatore Ø26 mm per art. ZDEV079

Diverter cartridge Ø26 mm for art. ZDEV079

ZPRO 044

Prolunga per art. ZDEV079 - H30mm
Extension for art. ZDEV079 - H30mm

CR



Deviatore incasso Minimal completo di:

- piastra in metallo Ø80 mm
- maniglia QUATTRO
- attacchi 1/2"

Minimal concealed diverter complete with:

- metal wall plate Ø80mm
- QUATTRO handle
- 1/2" connections

ZDEV 079.. QTV QUATTRO

con 2 entrate - 2 uscite
with 2 inlets - 2 outlets

Finiture - Finishes EUR

CR

ZVIT 112

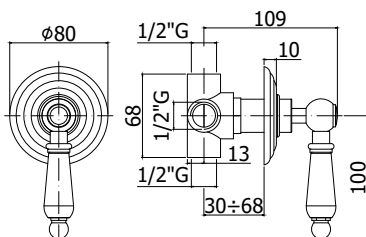
Cartuccia deviatore Ø26 mm per art. ZDEV079..QTV

Diverter cartridge Ø26 mm for art. ZDEV079..QTV

ZPRO 063

Prolunga per art. ZDEV079..QTV - H30mm
Extension for art. ZDEV079..QTV - H30mm

CR



Deviatore incasso Retrò completo di:

- piastra in metallo Ø80 mm
- maniglia
- attacchi 1/2" G

Retrò concealed diverter complete with:

- metal wall plate Ø80mm
- handle
- 1/2" G connections

ZDEV 080.. RETRO'

con 2 entrate - 2 uscite
with 2 inlets - 2 outlets

Finiture - Finishes EUR

CR
CO
CC
CG
BR
RM

ZVIT 112

Cartuccia deviatore Ø26 mm per art. ZDEV080

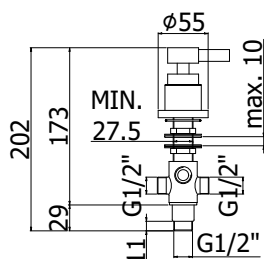
Diverter cartridge Ø26 mm for art. ZDEV080

ZPRO 062

Prolunga per art. ZDEV080 - H30mm
Extension for art. ZDEV080 - H30mm

CR

accessori - fittings



Deviatore **Minimal** per bordo vasca completo di:

- piastra Ø55mm
- maniglia
- attacchi 1/2" G

Minimal concealed diverter for deck mounted bath mixer complete with:

- wall plate Ø55mm
- handle
- 1/2" G connections

ZDEV 082.. MINIMAL

con 2 entrate - 2 uscite
with 2 inlets - 2 outlets

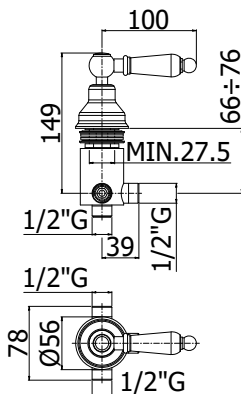
Finiture - Finishes
CR

EUR

ZVIT 028

Cartuccia deviatore Ø35 mm per art. ZDEV082

Diverter cartridge Ø35 mm for art. ZDEV082



Deviatore **Retro** per bordo vasca completo di:

- cappuccio scorrevole - Ø56 mm
- maniglia
- attacchi 1/2" G

Retro concealed diverter for deck mounted bath mixer complete with:

- sliding cap - Ø56 mm
- handle
- 1/2" G connections

ZDEV 083.. RETRO'

con 2 entrate - 2 uscite
with 2 inlets - 2 outlets

Finiture - Finishes

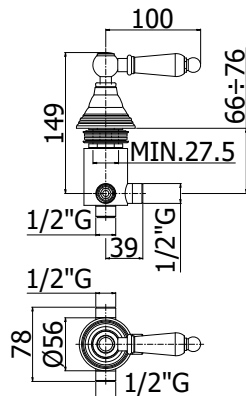
CR
CO
CC
CG
BR
RM

EUR

ZVIT 028

Cartuccia deviatore Ø35 mm per art. ZDEV083

Diverter cartridge Ø35 mm for art. ZDEV083



Deviatore **Belinda** per bordo vasca completo di:

- cappuccio scorrevole - Ø62 mm
- maniglia
- attacchi 1/2" G

Belinda concealed diverter for deck mounted bath mixer complete with:

- sliding cap - Ø62 mm
- handle
- 1/2" G connections

ZDEV 108.. BELINDA

con 2 entrate - 2 uscite
with 2 inlets - 2 outlets

Finiture - Finishes

CR
CO
AG
BR
RM

EUR

ZVIT 028

Cartuccia deviatore Ø35 mm per art. ZDEV108

Diverter cartridge Ø35 mm for art. ZDEV108



Canna tubo alta con aeratore
Long spout in tube with aerator

ZCANA 005
con interasse 210mm
with distance between centres 210mm

Finiture - Finishes	EUR
CR	
CO	
CC	
CG	
TF	
BR	
RM	

ZAER 002
Aeratore Ø 24x1M
Aerator Ø 24x1M

CR
GF
BR
RM



Canna tubo "C" Ø18 mm con aeratore
"C" tube spout Ø18 mm with aerator

ZCANA 006
con interasse 200mm
with distance between centres 200mm

Finiture - Finishes	EUR
CR	

ZCANA 007
con interasse 150mm
with distance between centres 150mm

CR
CO
CC
CG
GF
BR
RM

ZAER 001
Aeratore Ø 22x1F
Aerator Ø 22x1F

CR
GF
BR
RM



Canna tubo "U" Ø18 mm con aeratore
"U" tube spout Ø18 mm with aerator

ZCANA 008
con interasse 180mm
with distance between centres 180mm

Finiture - Finishes	EUR
CR	

ZCANA 009
con interasse 250mm
with distance between centres 250mm

CR

ZAER 001
Aeratore Ø 22x1F
Aerator Ø 22x1F

CR



Canna tubo "U" Ø16 mm con rompigitto
"U" tube spout Ø16 mm with anti-splash

ZCAN 010
con interasse 200mm
with distance between centres 200mm

Finiture - Finishes	EUR
CR	

ZCAN 001
con interasse 250mm
with distance between centres 250mm

CR

ZCAN 011
con interasse 300mm
with distance between centres 300mm

CR

ZAER 009
Rompigitto Ø 22x1F
Anti-splash Ø 22x1F

CR

accessori - fittings



Canna tubo "S" Ø18 mm con aeratore
"S" tube spout Ø18 mm with aerator

ZCANA 012
con interasse 180mm
with distance between centres 180mm

Finiture - Finishes **EUR**

CR
CO
CC
CG
GF
BR
RM

ZCANA 013
con interasse 250mm
with distance between centres 250mm

CR

ZCANA 040
con interasse 350mm
with distance between centres 350mm

CR

ZCANA 004
con interasse 300mm
with distance between centres 300mm

CR

ZAER 001
Aeratore Ø 22x1F
Aerator Ø 22x1F

CR
GF
BR
RM



Canna tubo "S" Ø16 mm con rompigetto
"S" tube spout Ø16 mm with anti-splash

ZCAN 015
con interasse 160mm
with distance between centres 160mm

Finiture - Finishes **EUR**

CR

ZCAN 002
con interasse 250mm
with distance between centres 250mm

CR

ZCAN 004
con interasse 300mm
with distance between centres 300mm

CR

ZAER 009
Rompigetto Ø 22x1F
Anti-splash Ø 22x1F

CR



Canna dritta con aeratore
Straight spout with aerator

ZCANA 024
fusa - interasse 190mm
cast - distance between centres 190mm

Finiture - Finishes **EUR**

CR

ZCANA 025
tubo - interasse 165mm
tube - distance between centres 165mm

CR

ZCANA 023
tubo - interasse 200mm
tube - distance between centres 200mm

CR
CO
CC
CG
TF
BO
NO
ST

ZCANA 026
tubo - interasse 300mm
tube - distance between centres 300mm

CR

ZAER 002
Aeratore Ø 24x1M
Aerator Ø 24x1M

CR
GF
BR
RM
BO
NO
ST



Canna tubo "S" Ø16 mm senza rompigitto
"S" tube spout Ø16 mm without anti-splash

ZCAN 014

con interasse 150mm
with distance between centres 150mm

Finiture - Finishes **EUR**
CR



Canna tubo "Ombrello" con aeratore
"Umbrella" tube spout with aerator

ZCAN 019

Ø18 mm - interasse 185mm
• per artt. 054-057-180 Iris/Viola
Ø18 mm - distance between centres 185mm
• for artt. 054-057-180 Iris/Viola

Finiture - Finishes **EUR**
CR
CO
CC
CG
GF
BR
RM

ZCAN 020

Ø20 mm - interasse 185mm
• per art. 180 Apollo
Ø20 mm - distance between centres 185mm
• for art. 180 Apollo

CR

ZAER 001

Aeratore Ø 22x1F
Aerator Ø 22x1F

CR
GF
BR
RM



Canna tubo serpente con aeratore
Tube spout with aerator

ZCAN 044

con interasse 165mm
with distance between centres 165mm

Finiture - Finishes **EUR**
CR

ZCAN 022

con interasse 190mm
with distance between centres 190mm

CR

ZAER 002

Aeratore Ø 24x1M
Aerator Ø 24x1M

CR



Canna fusa con aeratore
Cast spout with aerator

ZCAN 036

alta - interasse 185mm
high - distance between 185mm

Finiture - Finishes **EUR**
CR

ZCAN 035

bassa - interasse 115mm
low - distance between 115mm

CR

ZAER 001

Aeratore Ø 22x1F
Aerator Ø 22x1F

CR

accessori - fittings



Bocca lavabo orientabile completa di:
 • aeratore M22x1
 Swivelling spout complete with:
 • aerator M22x1

ZBOC 015..
 con attacco 3/4"G
 with 3/4"G connection

Finiture - Finishes **EUR**
 CR

ZAER 009
 Rompigetto Ø 22x1F
 Anti-splash Ø 22x1F

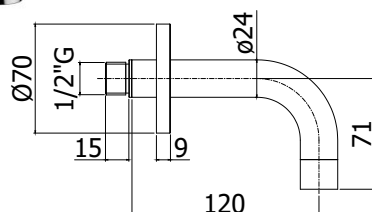
CR



Bocca a muro per **lavabo** completa di:
 • aeratore M22x1
 • piastra in metallo Ø70mm
 • attacco 1/2"G
 Wall spout for **basin mixer** complete with:
 • aerator M22x1
 • metal wall plate Ø70mm
 • 1/2"G connection

ZBOC 105.. STICK
 Ø24 con lunghezza l. 120mm
 Ø24 with length l. 120mm

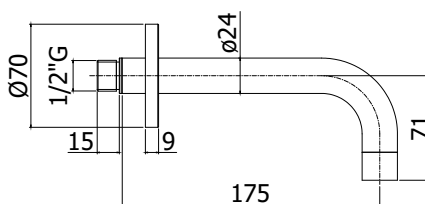
Finiture - Finishes **EUR**
 CR
 ST



Bocca a muro per **lavabo** completa di:
 • aeratore M22x1
 • piastra in metallo Ø70mm
 • attacco 1/2"G
 Wall spout for **basin mixer** complete with:
 • aerator M22x1
 • metal wall plate Ø70mm
 • 1/2"G connection

ZBOC 081.. STICK
 Ø24 con lunghezza l. 175mm
 • per art. 006..70
 Ø24 with length l. 175mm
 • for art. 006..70

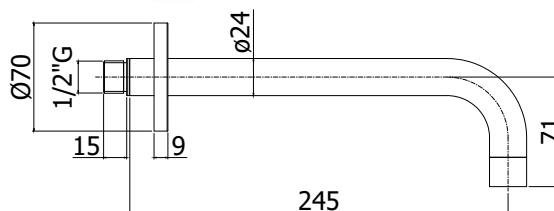
Finiture - Finishes **EUR**
 CR
 ST



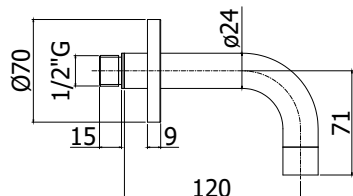
Bocca a muro per **lavabo** completa di:
 • aeratore M22x1
 • piastra in metallo Ø70mm
 • attacco 1/2"G
 Wall spout for **basin mixer** complete with:
 • aerator M22x1
 • metal wall plate Ø70mm
 • 1/2"G connection

ZBOC 082.. STICK
 Ø24 con lunghezza l. 245mm
 • per art. 007..70
 Ø24 with length l. 245mm
 • for art. 007..70

Finiture - Finishes **EUR**
 CR
 ST



new



Bocca a muro per **vasca** completa di:

- aeratore M22x1
- piastra in metallo Ø70mm
- attacco 1/2" G

Wall spout for **bath** complete with:

- aerator M22x1
- metal wall plate Ø70mm
- 1/2" G connection

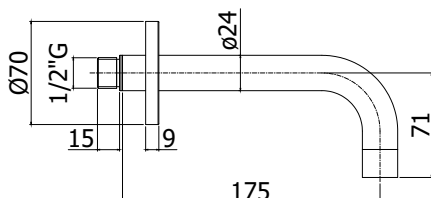
ZBOC 140.. STICK

Ø24 con lunghezza l. 120mm
Ø24 with length l. 120mm

Finiture - Finishes **EUR**

CR
BO
NO
HG
HGSP
ST

new



Bocca a muro per **vasca** completa di:

- aeratore M22x1
- piastra in metallo Ø70mm
- attacco 1/2" G

Wall spout for **bath** complete with:

- aerator M22x1
- metal wall plate Ø70mm
- 1/2" G connection

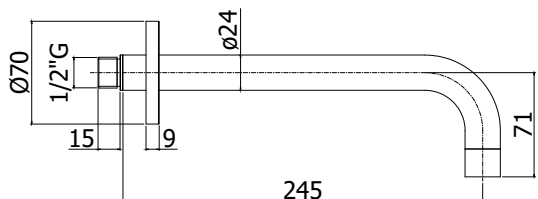
ZBOC 139.. STICK

Ø24 con lunghezza l. 175mm
Ø24 with length l. 175mm

Finiture - Finishes **EUR**

CR
BO
NO
HG
HGSP
ST

new



Bocca a muro per **vasca** completa di:

- aeratore M22x1
- piastra in metallo Ø70mm
- attacco 1/2" G

Wall spout for **bath** complete with:

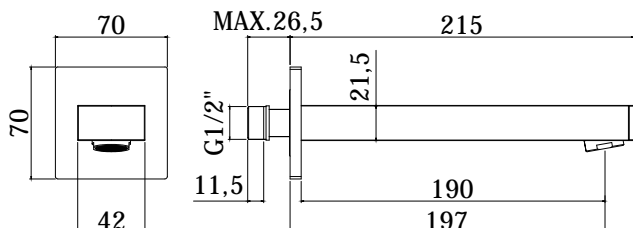
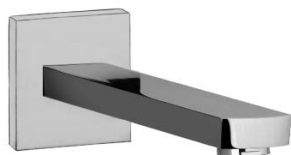
- aerator M22x1
- metal wall plate Ø70mm
- 1/2" G connection

ZBOC 141.. STICK

Ø24 con lunghezza l. 245mm
Ø24 with length l. 245mm

Finiture - Finishes **EUR**

CR
BO
NO
HG
HGSP
ST



Bocca a muro completa di:

- aeratore M28x1
- piastra in metallo 70x70mm
- attacco 1/2" G

Wall spout complete with:

- aerator M28x1
- metal wall plate 70x70mm
- 1/2" G connection

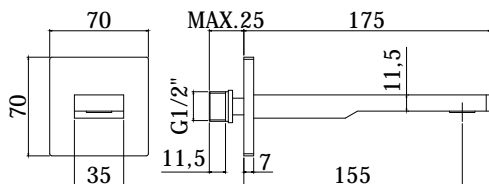
ZBOC 111..

con lunghezza l. 197mm
• larghezza l. 42mm
with length l. 197mm
• width l. 42mm

Finiture - Finishes **EUR**

CR
BO
NO
ST

accessori - fittings



Bocca a muro completa di:

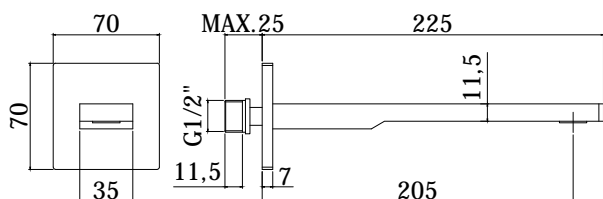
- aeratore M24x1 Slim air
- piastra in metallo 70x70mm
- attacco 1/2"G

Wall spout complete with:

- aerator M24x1 Slim air
- metal wall plate 70x70mm
- 1/2"G connection

ZBOC 120.. TANGO
 con lunghezza l. 155mm
 • larghezza l. 35mm
 with length l. 155mm
 • width l. 35mm

Finiture - Finishes	EUR
CR	
BO	
NO	
ST	



Bocca a muro completa di:

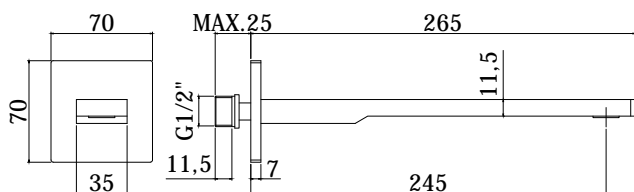
- aeratore M24x1 Slim air
- piastra in metallo 70x70mm
- attacco 1/2"G

Wall spout complete with:

- aerator M24x1 Slim air
- metal wall plate 70x70mm
- 1/2"G connection

ZBOC 121.. TANGO
 con lunghezza l. 205mm
 • larghezza l. 35mm
 with length l. 205mm
 • width l. 35mm

Finiture - Finishes	EUR
CR	
BO	
NO	
ST	



Bocca a muro completa di:

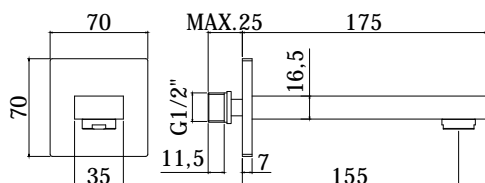
- aeratore M24x1 Slim air
- piastra in metallo 70x70mm
- attacco 1/2"G

Wall spout complete with:

- aerator M24x1 Slim air
- metal wall plate 70x70mm
- 1/2"G connection

ZBOC 122.. TANGO
 con lunghezza l. 245mm
 • larghezza l. 35mm
 with length l. 245mm
 • width l. 35mm

Finiture - Finishes	EUR
CR	
BO	
NO	
ST	



Bocca a muro completa di:

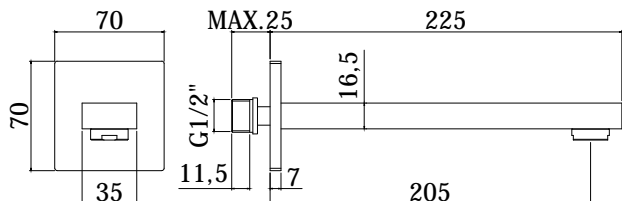
- aeratore M24x1
- piastra in metallo 70x70mm
- attacco 1/2"G

Wall spout complete with:

- aerator M24x1
- metal wall plate 70x70mm
- 1/2"G connection

ZBOC 123.. RED
 con lunghezza l. 155mm
 • larghezza l. 35mm
 with length l. 155mm
 • width l. 35mm

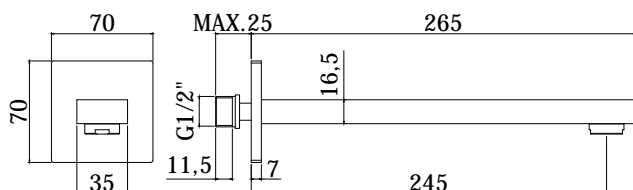

Finiture - Finishes	EUR
CR	



- Bocca a muro completa di:
- aeratore M24x1
 - piastra in metallo 70x70mm
 - attacco 1/2" G
- Wall spout complete with:
- aerator M24x1
 - metal wall plate 70x70mm
 - 1/2" G connection

ZBOC 124.. RED
 con lunghezza l. 205mm
 • larghezza l. 35mm
 with length l. 205mm
 • width l. 35mm

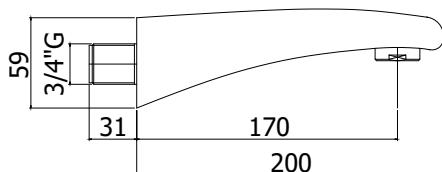
Finiture - Finishes **EUR**
 CR



- Bocca a muro completa di:
- aeratore M24x1
 - piastra in metallo 70x70mm
 - attacco 1/2" G
- Wall spout complete with:
- aerator M24x1
 - metal wall plate 70x70mm
 - 1/2" G connection

ZBOC 125.. RED
 con lunghezza l. 245mm
 • larghezza l. 35mm
 with length l. 245mm
 • width l. 35mm

Finiture - Finishes **EUR**
 CR



- Bocca a muro completa di:
- aeratore M28x1
 - attacco 3/4" G
- Wall spout complete with:
- aerator M28x1
 - 3/4" G connection

ZBOC 013..
 con lunghezza l. 170mm
 with length l. 170mm

Finiture - Finishes **EUR**
 CR

accessori - fittings



Coppia raccordi per retrogruppo 3/4"
 • L.30 mm
 Pair of 3/4" G nut connection
 • L.30 mm

ZACC 029

con foro laterale
 with side hole

Finiture - Finishes **EUR**
 CR



Coppia raccordi per retrogruppo 3/4"
 • L.30 mm
 Pair of 3/4" G nut connection
 • L.30 mm

ZACC 030

senza foro
 without hole

Finiture - Finishes **EUR**
 CR



Viti fissaggio sanitari
 Toilet, bidet and basin fixing screws

ZACC 071..

(confezione da 4 pezzi)
 (4 pieces)

Finiture - Finishes **EUR**
 CR
 CL
 GF
 BR
 RM



Viti fissaggio sanitari laterale
 Toilet, bidet and basin side fixing screws

ZACC 072..

(confezione da 2 pezzi)
 (2 pieces)

Finiture - Finishes **EUR**
 CR
 GF
 BR
 RM



Tappo copriforo - Ø48,5 mm
 Hole cover - Ø48.5mm

ZACC 076..

per lavabo e bidet
 for basin and bidet mixer

Finiture - Finishes **EUR**
 CR
 CL
 BO
 NO
 GF
 BR
 RM



Rinforzo triangolare ABS per fissaggio
 Triangular ABS reinforcement for fixing

ZACC 258

per miscelatori cucina
 for kitchen mixers

Finiture - Finishes **EUR**



- Condizioni generali di vendita
General sale conditions



- Contatti agenti
Agents contact

Condizioni generali di vendita

Salvo quanto diversamente pattuito per iscritto tra le Parti, le presenti Condizioni Generali di Vendita (di seguito le "Condizioni Generali") unitamente ad eventuali condizioni speciali che siano previste nella conferma d'ordine disciplinano tutte le vendite di prodotti tra Rubinetteria Paffoni S.p.A., con sede in Poggio, via Soriso n. 2, (di seguito la "Venditrice") e qualsiasi acquirente (di seguito il "Cliente"); salvo specifici accordi di deroga in forma scritta, si intendono pienamente accettate dal Cliente e prevalgono su ogni altra eventuale clausola difforme inserita su modelli o su altri documenti utilizzati dalla Venditrice e/o dai Clienti (di seguito congiuntamente le "Parti").

1. PRODOTTI

1.1 Oggetto delle vendite regolate dalle presenti Condizioni Generali sono i prodotti indicati nei listini della Venditrice (di seguito i "Prodotti"), con le specifiche ivi indicate.

1.2 L'invio dei cataloghi o dei listini non costituisce offerta formale da parte della Venditrice, che rimane libera di modificare gli stessi in ogni momento e senza obbligo di preavviso.

2. ORDINI E CONFERMA

2.1 Gli Ordini si intendono accettati dalla Venditrice al ricevimento da parte del Cliente della conferma d'ordine rilasciata dalla Venditrice (di seguito la "Conferma d'Ordine").

2.2 Qualora la Conferma d'Ordine contenga modifiche rispetto all'Ordine, le modifiche si considerano tacitamente accettate trascorse 24 ore dall'invio della stessa senza che il Cliente abbia manifestato il proprio dissenso per iscritto.

2.3 Ferma restando l'esecuzione degli ordini a seguito di rispettiva Conferma d'Ordine, la Venditrice può sospendere e/o cessare in qualunque momento e senza preavviso la produzione dei Prodotti qualora esigenze di mercato e/o di produzione lo richiedano, senza che per ciò il Cliente possa avanzare pretesa o reclamo alcuno.

3. PREZZI

3.1 Salvo quanto diversamente pattuito per iscritto tra le Parti, i prezzi dei Prodotti (di seguito i "Prezzi") sono quelli risultanti dal listino prezzi della Venditrice in vigore al momento della Conferma d'Ordine, IVA esclusa, e si intendono per merce resa franco stabilimento della Venditrice in Poggio, via Soriso n. 2.

3.2 I prezzi indicati nel listino possono essere soggetti a variazione.

3.3 I prezzi non comprendono le spese di trasporto, spedizione, imballo dei Prodotti ed ogni altra spesa non specificamente inclusa nella Conferma d'Ordine.

4. CONDIZIONI DI PAGAMENTO

4.1 Il pagamento è tassativamente dovuto entro i termini specificati in fattura; un'eventuale variazione dei termini dovrà essere preventivamente ed espressamente pattuita per iscritto dalla Venditrice.

4.2 Qualsiasi pagamento deve essere eseguito ed è dovuto presso la sede della Venditrice, fatti salvi eventuali diversi accordi speciali scritti. Il rilascio di effetti cambiari o assegni è consentito solo se vi è espressa autorizzazione della Venditrice.

5. MANCATO O RITARDATO PAGAMENTO

5.1 In caso di mancato e/o ritardato pagamento nei termini, saranno addebitati al Cliente gli interessi convenzionali dalla data di scadenza del termine e sino all'effettivo saldo; ciò automaticamente e senza necessità di costituzione in mora.

5.2 La Venditrice, nel caso in cui la Cliente ritardi totalmente o parzialmente un pagamento, può sospendere qualsiasi consegna in corso e gli eventuali ordini già acquisiti, risolvere il relativo contratto e trattenere a titolo di risarcimento, fino a concorrenza del danno patito, qualsiasi somma incassata anticipatamente, senza pregiudizio alcuno al diritto di pretendere ulteriori danni.

5.3 Il mancato pagamento totale o parziale di anche una sola fattura da parte del Cliente, nonché la diminuzione delle eventuali garanzie prestate, determina automaticamente la decadenza dal beneficio del termine con riferimento a qualsiasi somma dovuta alla Venditrice dal Cliente medesimo.

6. CONSEGNA

6.1 I tempi di consegna sono indicativi e non impegnativi per la Venditrice. I termini di consegna concordati tra le parti sono in ogni caso prorogati a data da stabilirsi da parte della Venditrice, senza possibilità per il Cliente di reclamare danni, se il ritardo è dovuto ad impedimenti della Venditrice (a mero titolo esemplificativo: carenze di materie prime, avarie dei macchinari, scioperi, serrate, stato di calamità, eventi climatici, epidemia, interruzione e/o ritardi nelle forniture della materia prima e nei trasporti.....ecc...) e comunque se il ritardo è determinato da cause di forza maggiore.

6.2 Il termine di consegna pattuito verrà automaticamente sospeso in caso di mancato o ritardato pagamento da parte del Cliente come previsto sub art. 5 ovvero prorogato nel caso in cui il Cliente abbia richiesto modifiche della fornitura accettate dalla Venditrice successivamente alla Conferma d'Ordine.

7. IMBALLAGGI

Gli imballi vengono fatturati al costo e la Venditrice non ne accetta la restituzione. La Venditrice non è responsabile di eventuali vizi e difetti degli imballaggi.

8. TRASPORTI

8.1 Le spese di trasporto, salvo patto scritto contrario, sono a carico del Cliente. La Venditrice si riserva la facoltà di addebitare al Cliente eventuali oneri aggiuntivi al puro costo di trasporto eventualmente corrisposti al Vettore.

8.2 La spedizione, anche se effettuata in porto franco, viaggia a rischio e pericolo del Cliente. La Venditrice non ha alcuna responsabilità per ritardi, guasti, avarie, rotture o ammanchi e comunque fatti che si verificassero durante il trasporto. Ciò anche nel caso in cui il trasportatore/Vettore dovesse essere scelto dalla Venditrice.

8.3 In nessun caso eventuali danni derivanti dal trasporto danno diritto al Cliente di ritardare il pagamento della fattura relativa alla merce, ovvero di trattenere parzialmente o totalmente l'importo della stessa.

8.4 Anche se scelto dalla Venditrice, spetta al cliente presentare eventuali reclami al trasportatore, possibilmente con dichiarazione di immediata contestazione.

9. GARANZIA

9.1 La Rubinetteria Paffoni S.p.A. garantisce la rubinetteria per bagno e cucina per 5 anni dalla data di acquisto, componenti termostatici, docce, soffioni, colonne e saliscendi per 2 anni. La garanzia non è rinnovabile.

La garanzia di cui al presente articolo 9 copre unicamente i difetti manifestatisi in normali condizioni di utilizzo del Prodotto.

La garanzia include:

- difetti di fusione o di porosità
- difetti di cromatura
- difetti di funzionamento della cartuccia
- difetti di fabbricazione riconosciuti dal nostro ufficio tecnico

Per preservare nel tempo la qualità delle finiture si raccomanda la pulizia di tutte le superfici (cromate, dorate, colorate o in plastica) con un panno morbido e utilizzando esclusivamente acqua e sapone. In nessun caso dovranno essere utilizzati detersivi abrasivi o con sostanze acide o corrosive.

9.2 La presente garanzia è invece esclusa e quindi non applicabile nei seguenti casi:

- deterioramento della finitura cromata o colorata dovuto all'utilizzo di prodotti per la pulizia contenenti sostanze acide o abrasive
- difetti estetici quali graffi, macchie o ammaccature non comunicate antecedentemente l'installazione del prodotto
- ammaccature accidentali dovute a negligenza di utilizzo o intenzionali
- manutenzione insufficiente (es. mancata pulizia dei filtri)
- scorretto funzionamento del prodotto dovuto alla qualità dell'acqua (es. calcare, ruggine, acqua non potabile con presenza di corpi estranei...)
- utilizzo di parti di ricambio non originali
- pressione di esercizio superiore ai 5 BAR
- esposizione del prodotto a temperature molto elevate (+80°C) o troppo basse (-0°C)
- riparazioni, manutenzioni o manomissioni dei prodotti eseguite da parte di personale non autorizzato e non precedentemente concordate con l'Azienda
- smontaggio o manomissione della cartuccia
- errata o difforme installazione dei prodotti da quanto indicato nelle istruzioni di montaggio, causando danni al prodotto stesso, o destinazione d'uso del prodotto diversa da quella indicata
- incuria in sede di cantiere
- in ogni altra ipotesi di mancato rispetto delle istruzioni di installazione, utilizzo e manutenzione contenute nella confezione di vendita
- usura del Prodotto

9.3 Fatto salvo quanto previsto al successivo punto 10 (RECLAMI), in caso di prodotto difettoso coperto da garanzia, la Rubinetteria Paffoni S.p.A. a proprio insindacabile giudizio ha facoltà di provvedere alla sostituzione o alla riparazione del prodotto stesso o delle parti risultate non conformi, o di rimborsarne il prezzo qualora la sostituzione non fosse possibile. In ogni caso, senza alcun ulteriore indennizzo o risarcimento per danni diretti e/o indiretti, incidentali o consequenziali, che dovessero derivare dalla difettosità e/o non conformità del Prodotto; tali risarcimenti devono pertanto, nei limiti consentiti dalla legge, intendersi espressamente rinunciati dal Cliente.

9.4 Per l'attivazione della garanzia è necessario contattare direttamente il fornitore (idraulico, rivenditore o grossista), presentando il tagliando di garanzia contenuto nella confezione di vendita debitamente compilato e timbrato dal rivenditore con la data di acquisto, o comunque presentando altro documento comprovante la data di acquisto; in ogni caso, per l'attivazione della garanzia il Cliente deve dimostrare la riferibilità del Prodotto alla produzione della Venditrice.

9.5 Ogni autorizzazione al reso verrà identificata con un numero di Riferimento (RMA) comunicato dal nostro Ufficio Clienti Italia. Il numero di Riferimento (RMA) dovrà essere scritto in modo chiaro e leggibile sulla scatola e sulla bolla di reso. Non saranno presi in considerazione resi senza numero di Riferimento (RMA).

9.6 Il materiale da rendere, previa espressa autorizzazione della Venditrice, dovrà essere inviato in porto franco presso la sua sede di Poggio, con imballo gratis e chiara indicazione del numero di Autorizzazione (RMA). La Venditrice non accetta resi incompleti o in quantità o tipo merce differente da quanto espressamente autorizzato.

9.7 Le regole suddette valgono anche nel caso di resi per merce ordinata erroneamente, il cui valore verrà riaccreditato decurtando il 15% a copertura delle spese necessarie per la gestione e il ripristino del materiale.

9.8 Non hanno valore e non vengono accettate dalla venditrice eventuali riconoscimenti, dichiarazioni, impegni e/o garanzie assunti da agenti e/o dipendenti della Venditrice, nemmeno se fatti per iscritto, che siano difformi o in contrasto rispetto a quanto previsto nelle presenti condizioni generali di vendita, a meno che non siano sottoscritti dal legale rappresentante della Rubinetteria Paffoni S.p.A.

Condizioni generali di vendita

10. RECLAMI

10.1 Il Cliente, a pena di decadenza dalla garanzia, deve esaminare attentamente ciascun Prodotto al fine di accertare la corrispondenza della fornitura alle quantità e qualità dei Prodotti indicate nella Conferma d'Ordine, verificando altresì l'esistenza di vizi palesi.

10.2 Entro i successivi 8 giorni il Cliente è tenuto a comunicare per iscritto alla Venditrice, a pena di decadenza dalla garanzia, l'esistenza di difetti o le difformità quantitative o qualitative riscontrate nei Prodotti. Decorso tale termine, la fornitura s'intenderà accettata senza riserve dal Cliente, con la conseguente rinuncia dello stesso ad eccepire qualsiasi vizio palese del Prodotto nonché qualsiasi difetto quantitativo o qualitativo della fornitura.

10.3 La presenza di vizi occulti non riscontrabili alla consegna deve essere comunicata, a pena di decadenza, entro 8 giorni dalla scoperta, come previsto per i vizi palesi.

10.4 In caso di ripetute forniture di Prodotti aventi medesime caratteristiche, il Cliente rinuncia ad esercitare ogni pretesa derivante da difetti qualitativi, se gli stessi sono stati precedentemente accettati senza che alcuna obiezione sia stata comunicata per iscritto.

10.5 La Venditrice avrà diritto di esaminare a propria assoluta discrezione i Prodotti di cui viene lamentato il difetto. Anche in questo caso, non hanno valore e non vengono riconosciute dalla Venditrice eventuali riconoscimenti, dichiarazioni, impegni e/o garanzie assunti da agenti e/o dipendenti della Venditrice, nemmeno se fatti per iscritto, a meno che non siano sottoscritti dal legale rappresentante della Rubinetteria Paffoni S.p.A.

10.6 Qualsiasi norma inderogabile riguardante la tutela del consumatore non è modificata da queste Condizioni.

11. PROPRIETA' TECNICA E INDUSTRIALE

11.1 Le illustrazioni contenute nei cataloghi e depliant o comunque nel materiale pubblicitario proveniente dalla Venditrice hanno il mero scopo di rappresentare i singoli articoli e non costituiscono campione dei Prodotti venduti. I dettagli, le misure e i pesi indicati sono da considerarsi meramente indicativi delle reali dimensioni dei Prodotti, pertanto la venditrice non si assume nessuna responsabilità per eventuali difformità.

11.2 Rimane facoltà della Venditrice apportare ogni modifica si rendesse necessaria ai Prodotti a catalogo o comunque fabbricati, inclusa la cessazione della loro commercializzazione.

11.3 I diritti inerenti alla proprietà industriale e al know-how dei prodotti acquistati in nessun caso possono ritenersi trasferiti al Cliente, restando la Rubinetteria Paffoni S.p.A. titolare esclusiva dei medesimi.

11.4 Il Cliente si impegna espressamente a non far uso dei disegni e delle informazioni tecniche per scopi diversi da quelli strettamente legati alla vendita, inclusa la loro riproduzione su qualsiasi supporto.

11.5 Il Cliente riconosce altresì che i marchi, i nomi di commercio e tutti i segni distintivi apposti sulla merce sono di esclusiva proprietà della Rubinetteria Paffoni S.p.A. e non possono per nessun motivo essere modificati o rimossi. L'uso dei marchi e di ogni altro segno distintivo è limitato agli scopi strettamente legati alla vendita.

11.6 Ogni utilizzo diverso e non espressamente autorizzato per iscritto dalla Rubinetteria Paffoni S.p.A. in persona del suo legale rappresentante si intende violazione da parte del Cliente dei suddetti diritti di esclusiva.

12. LEGGE APPLICABILE E FORO COMPETENTE

12.1 Qualsiasi rapporto e/o controversia tra le Parti sarà disciplinato e regolato dalla legge italiana.

12.2 Ogni controversia nascente tra le Parti è di competenza esclusiva del Tribunale di Novara.

13. TRATTAMENTO DEI DATI PERSONALI (Decreto Legislativo 196/2003)

Ai sensi e per gli effetti del decreto legislativo 196/2003 il sottoscritto dichiara di aver ricevuto la nota informativa di cui all' articolo 13 del citato decreto e di aver preso visione dei diritti dallo stesso riconosciutigli. Conseguentemente, presta il proprio consenso incondizionato al trattamento, comunicazione e diffusione in Italia e all'estero, anche in Paesi non appartenenti all'Unione Europea, dei propri dati personali, inclusi i "Dati sensibili".Ciò al fine di catalogazione, elaborazione, conservazione e registrazione degli stessi presso gli archivi della società, oltre che per finalità gestionali, promozionali, pubblicitarie, trasmissione di informazioni commerciali e tecniche, ricerche di mercato ed in particolare, senza intento limitativo, per tutti gli usi idonei ad assicurare una maggiore tutela e sicurezza del bene acquistato.

La seguente disposizione si applica unicamente alle vendite di Prodotti a clienti con sede in Italia: in conformità a quanto previsto dagli articoli 1341 e 1342 del Codice Civile italiano, il Cliente dichiara di approvare espressamente le disposizioni contenute nei seguenti paragrafi: **2. ORDINI E CONFERMA - 3. PREZZI - 4. CONDIZIONI DI PAGAMENTO - 5. MANCATO O RITARDATO PAGAMENTO - 6. CONSEGNA - 7. IMBALLAGGI - 8. TRASPORTI - 9. GARANZIA - 10. RECLAMI - 11. PROPRIETA' TECNICA E INDUSTRIALE - 12. LEGGE APPLICABILE E FORO COMPETENTE** delle Condizioni Generali di Vendita.

Unless otherwise agreed in writing between the Parties, these General Sale Conditions (hereinafter mentioned as "General Conditions") together with eventual special conditions foreseen in the order confirmation govern all sales of products between Rubinetteria Paffoni SpA - based in Pogno via Soriso n. 2 - (hereinafter the "Seller") and any purchaser (hereinafter the "Customer"); unless we specifically agree in writing for exemption, they are fully accepted by the Customer and prevail over any other conflicting clause inserted in forms or in other documents used by the Seller and / or by customers (collectively, the "Parties").

1. PRODUCTS

1.1 Subject of sales governed by these Terms and Conditions are the products mentioned in the lists of Seller (hereinafter the "Products"), with the specifications set out therein.

1.2 The sending of catalogs or price lists does not constitute a formal offer by the Seller, which remains free to modify the same at any time and without notice.

2. ORDERS AND CONFIRMATION

2.1 Orders are accepted by the Seller once the customer receives the order confirmation issued by the Seller (hereinafter the "Order Confirmation").

2.2 Should the Order Confirmation contains amendments in respect to the Order, the amendments shall be deemed to have been tacitly accepted 24 hours after dispatch of the Order Confirmation unless the customer has expressed its disagreement in writing.

2.3 Without prejudice to the execution of orders after the issue of an Order Confirmation, the Seller may suspend and / or cease at any time and without notice the production of products if market and / or production needs would require, so that the customer could claim or demand any.

3. PRICES

3.1 Unless otherwise agreed in writing between the Parties, the prices of the Products (hereinafter the "Prices") are the ones resulting from the Seller's price list in force at the time of the Order Confirmation, excluding VAT, and are intended for goods delivered on Ex-Works basis to the Seller's Factory in Pogno via Soriso n. 2.

3.2 The prices indicated in the price list may be subject to change.

3.3 Prices do not include transport charges, shipping costs, packaging of the Products and any other expenses not specifically included in the Order Confirmation.

4. TERMS OF PAYMENT

4.1 Payment is strictly due within the terms specified in the invoice; any variation to the terms must be previously and expressly agreed in writing by the Seller.

4.2 Any payment must be made and is due at the premises of the Seller, except in case of special different written agreement. The release of bills of exchange or checks is allowed only in case of an express permission of the Seller.

5. LATE OR NON-PAYMENT

5.1 In the event of late or non-payment within the terms, conventional interest will be charged to the customer from the date of expiry of the term and until the actual balance; this automatically and without the need of formal notice.

5.2 In the event that the customer delays wholly or partially payment, the Seller may suspend any pending delivery and any orders already received, solve the relative contract and hold up as compensation till the amount of suffered damage, any sum collected in advance, without prejudice to the right to claim further damages.

5.3 The total or partial non-payment of even a single invoice by the customer, and the reduction of any eventual granted guarantee, automatically determines the loss of the benefit of the term in reference to any sum due to the Seller by the Customer.

6. DELIVERY

6.1 The delivery times are indicative and not binding for the Seller. The terms of delivery agreed between the parties are in any case postponed to a date to be determined by the Seller, without the possibility for the customer to claim damages, if the delay is due to hindrance of the Seller (including but not limited to: raw material shortages, breakdown of equipment, strikes, lockouts, state of calamity, weather events, epidemic, interruption and / or delay in the supply of raw materials and transportation etc ...) and in any case if the delay is caused by force majeure.

6.2 The agreed delivery time will be automatically suspended for failure or delay in payment by the customer as foreseen in sub art. 5 or extended if the Customer has requested changes to the order accepted by the Seller after the Order Confirmation.

7. PACKAGING

The packages are debited to the cost and the Seller will not accept their return. The Seller is not liable for eventual faults or defects of packaging.

8. TRANSPORT

8.1 The transport costs , unless otherwise stated in writing, shall be borne by the customer. The Seller reserves the right to charge the customer any additional charges added to the pure cost of transport eventually paid to the Carrier.

8.2 The expedition, even if carried out in freeport, travels at the risk and peril of the customer. The Seller is not liable for delays, failures, breakdowns, breakages or missing items and any facts that may occur during transport. Even in the case where the carrier is chosen by the Seller.

8.3 In no event eventual damage arising from transport entitle the customer to delay payment of the invoice relating to the goods, or to retain part or all of its amount .

8.4 Although chosen by the Seller, up to the customer to submit any claims to the carrier, possibly with a declaration of immediate dispute.

9. GUARANTEE

9.1 Rubinetteria Paffoni spa warranty covers sanitary mixers for bathroom and kitchen for 5 years from the purchase date, thermostatic components, hand-showers, shower heads, shower columns and sliding rails for 2 years. The warranty is not renewable.

The guarantee referred to in this Article 9 covers only defects which appear under normal conditions of use of the Product.

The guarantee includes:

- defects of cast or porosity
- chrome plating defects
- operating defects of the cartridge
- manufacturing defects recognized by our technical office

In order to preserve the quality of the finishings , the cleaning of all surfaces (chrome, gold, colored or plastic) is recommended by using a soft cloth with water and soap only. Abrasive cleaners or acidic or corrosive are not to be used .

9.2 This warranty is instead excluded and therefore not applicable in the following cases:

- deterioration of chromed or colored surface due to the use of cleaning products containing acids or abrasive
- esthetic defects such as scratches, marks or dents not been notified prior to installation of the product
- accidental dents caused by the negligence in use or intentional
- insufficient maintenance (ex.: failure to clean filters)
- incorrect operation of the product due to water quality (ex.: limestone, rust, non-potable water with the presence of foreign bodies ...)
- use of non-original spare parts
- operating pressure higher than 5 BAR
- exposure of the product to very high (+80 ° C) or too low (-0 ° C) temperatures
- repairs, maintenance or tampering of products made by unauthorized personnel not previously agreed with the Company
- tampering or removing of the cartridge
- incorrect or uneven installation of the products as described in the instructions-manual, causing damage to the product itself, or use of the product other than indicated
- neglect in the yard
- in any other case of non-compliance with the instructions for installation, use and maintenance contained in the sales package
- wear of the Product.

9.3 Without prejudice to the provisions of section 10 (CLAIMS), in the event of a defective product under warranty, Rubinetteria Paffoni spa, in his sole judgment, will replace or repair the non-conforming product or parts of it, or refund the price should the replacement not be possible. In any case, without further compensation or damages for any direct and / or indirect, incidental or consequential damages, which may arise from the defects and / or nonconformity of the Product; such compensation should therefore be construed expressly waived by the Customer, to the extent permitted by law.

9.4 To activate the guarantee it is necessary to contact directly the supplier (hydraulic, retailer or wholesaler), presenting the warranty card included in the sale box, duly filled in and stamped by the dealer with the date of purchase or otherwise presenting other proof of purchase date; in any case, for the activation of the guarantee, the customer must prove the traceability of the article to the production of the Seller.

9.5 Each authorization of return of goods will be identified with a reference number (RMA), communicated by our Italian Customers Office. The reference number (RMA) must be written clear and readable on the box and on the delivery note. Back shipment without reference number (RMA) will not be considered.

9.6 The material to be sent back, prior express authorization of the Seller, must be sent postage paid to its headquarters in Pogno, in free packaging and clear indication of the Authorization number (RMA). The Seller will not accept back-shipments incomplete in quantity or/different in type of goods than as expressly authorized.

9.7 The above rules will be also applied in the case of returns for incorrectly ordered goods, the value of which will be repaid by deducting 15% to cover the expenses necessary for the management and recovery of the material.

9.8 Eventual approvals, declarations, commitments and / or warranties made by agents and / or employees of the Seller, even if made in writing, which do not conform to or are in contrast to what stated in these Terms and Conditions of sale, they have no value and are not accepted by the seller, unless they are signed by the legal representative of Rubinetteria Paffoni SpA.

10. COMPLAINTS

10.1 The Customer, under penalty of forfeiture of the guarantee, must carefully examine each product in order of verifying consistency of the supply with the quantity and quality of the products listed in the Order Confirmation, and the existence of obvious defects.

10.2 Within 8 days after receipt of the goods, the customer is required to notify the Seller in writing, under penalty of forfeiture of the guarantee, the existence of defects or discrepancies in quantity or quality of the Products. After that period, the supply will be considered without reservation by the Customer, with the subsequent waiver of the same to support any clear fault of the product as well as any quantitative or qualitative defect of the supply.

10.3 The presence of latent defects not detectable at delivery must be notified, under penalty of forfeiture, within 8 days of the discovery, as expected for obvious defects.

10.4 In the case of repeated deliveries of products having the same characteristics, the Customer waives any claim arising from quality defects, if the same have been previously accepted and no objection was made in writing.

10.5 The Seller shall be entitled in its absolute discretion to examine the products object of defect claim. Even in this case, the Vendor will not accept any approval, declaration, commitment and / or warranty made by agents and / or employees of the Seller, even if made in writing, unless they are signed by the legal representative of Rubinetteria Paffoni SpA.

10.6. Any norm in rule, relating to the consumer protection, is not affected by these Terms.

11. TECHNICAL AND INDUSTRIAL PROPERTY

11.1 The illustrations shown in catalogs and brochures or other advertising material issued from the Seller have the sole purpose of representing the individual items and do not constitute a sample of the products sold. The details, measurements and weights are purely descriptive of the actual size of the products, therefore, the seller assumes no responsibility for any discrepancy.

11.2 The Seller reserves the right to make any change to articles showed in the catalogue or otherwise produced, including the termination of their marketing.

11.3 The rights associated to industrial ownership and to know-how of the products purchased under no circumstances can be considered transferred to the customer, as Rubinetteria Paffoni SpA remains the exclusive owner of the same.

11.4 The Customer expressly agrees not to make use of drawings and technical information for purposes other than those strictly related to the sale, including their reproduction on all media.

11.5 The Customer also acknowledges that the trademarks, trade names and distinctive marks on the merchandise are sole property of Rubinetteria Paffoni spa and for no reason can be changed or removed. The use of trademarks and other distinctive feature is limited to the purposes strictly related to the sale.

11.6 Any other use not expressly authorized in writing by Rubinetteria Paffoni SpA means violation, by the customer, of these exclusive rights.

12. APPLICABLE LAW AND JURISDICTION

12.1 Any relationship and / or litigation between the parties will be governed and regulated by Italian law.

12.2 Any dispute arising between the parties is under the exclusive competence of the Court of Novara.

13. PERSONAL DATA (Legislative Decree 196/2003)

Within the meaning and for the purposes of the Legislative Decree 196/2003, the undersigned declares to have received notification referred to 'Article 13 of this law and to have read the rights granted by the same. Consequently, he gives the unconditional consent to the processing, communication and diffusion in Italy and abroad, even in countries outside the European Union, of their personal data, including "sensitive data". This processing to the aim of cataloguing, preservation and recording of the same in the company is archives, as well as managerial, promotional, advertising, transmission of commercial and technical information, market researches and in particular, without limitation, all purpose such as to ensure greater protection and safety of the goods purchased.

The following provision will be applied only to sales of products to customers based in Italy in accordance with the provisions of Articles 1341 and 1342 of the Italian Civil Code, the Customer declares to approve the provisions contained in the following paragraphs:

2. ORDERS AND CONFIRMATION - 3. PRICES - 4. PAYMENT TERMS - 5. LATE or NON-PAYMENT - 6. DELIVERY - 7. PACKAGING - 8. TRANSPORT - 9. GUARANTEE - 10. COMPLAINTS - 11. TECHNICAL and INDUSTRIAL PROPERTY - 12. APPLICABLE LAW AND JURISDICTION of the General Conditions of Sale.

LOMBARDIA

G.E.A. S.a.s.
Via Largo Seprio, 14
20025 LEGNANO (MI)
Tel. 0331 41.23.49 - Fax 0331 40.09.80
Thomas Lampugnani Cell. 328 93.39.198
Simone Vettore Cell. 340 29.97.613
e-mail: info@lampugnaniirappresentanze.it

VENETO - TRENTINO ALTO ADIGE FRIULI VENEZIA GIULIA

LAMPUGNANI S.a.s.
Via Largo Seprio, 14
20025 LEGNANO (MI)
Tel. 0331 41.23.49 - Fax 0331 40.09.80
Luca Lampugnani Cell. 337 39.42.18
Riccardo Farina Cell. 340 47.19.108
e-mail: info@lampugnaniirappresentanze.it

PIEMONTE - VALLE D'AOSTA

LAMPUGNANI S.a.s.
Via Largo Seprio, 14
20025 LEGNANO (MI)
Tel. 0331 41.23.49 - Fax 0331 40.09.80
Roberto Lampugnani Cell. 337 39.42.37
Riccardo Farina Cell. 340 47.19.108
e-mail: info@lampugnaniirappresentanze.it

ROMAGNA - MARCHE (Province di RN-FC-RA-PU-AN)

GIOVANARDI MARCO
Via Poschiavo, 5
47924 MIRAMARE DI RIMINI (RN)
Tel./Fax 0541 37.25.35
Cell. 335 78.54.745
e-mail: giovamarc@libero.it

LIGURIA - TOSCANA

Ns. Funzionario Vendite
Molin Fabio
Cell. 335 74.70.095
e-mail: fabio@paffoni.it

EMILIA

ARIETE SNC DI IACCHERI FABRIZIO & C. SNC
Via Trinità, 9/f
41058 VIGNOLA (MO)
Iaccheri Fabrizio
Cell. 335 69.14.356
Fax 059 77.67.71
e-mail: arieterappresentanze@gmail.com

UMBRIA

SIMONE MARTINELLI
Via Monte Silio, 18
06034 FOLIGNO (PG)
Cell. 348 15.22.908
Fax 0742 32.17.10
e-mail: rappresentanze@simonemartinelli.it

MARCHE (Province di MC-AP)

ABRUZZO - MOLISE
Ns. Funzionario Vendite
Montalbano Maria
Cell. 335 74.70.096
e-mail: maria.biz@live.it

SARDEGNA

POPOVICH Rappresentanze s.n.c.
Via Salvatore Ara, 12
07100 SASSARI
Daniele Popovich Cell. 348 39.39.209
Fabio Popovich Cell. 340 26.07.796
e-mail: popovichsnc@tiscali.it
popovich.fabio@tiscali.it

LAZIO

TOSO RAPPRESENTANZE S.R.L.
Via di Casal Palocco, 122
00124 ROMA
Tel. 06 50.90.698
Fax 06 50.91.48.72
e-mail: commerciale@tosorap.it

CAMPANIA

ANTONIO CICELLINI
Via Achille D'Orsi, 15
80131 NAPOLI
Tel. 081 57.97.796
Cell. 334 58.08.811
e-mail: agenziaicicellini@gmail.com

PUGLIA

ARMENISE GENNARO
Via Maria De Mattias, 11/07
70131 BARI (BA)
Tel./Fax 080 50.37.361
Cell. 347 33.68.105
e-mail: agearme@alice.it

CALABRIA

ROMEO DOTT. FORTUNATO
Via dei Colli, 124
89048 SIDERNO M. (RC)
Cell. 335 64.87.596
Tel./Fax 0964 38.86.33
e-mail: romeo@romeofortunato.it

SICILIA

Next Agency s.r.l.s.
Via Filippo Turati 273b
93100 Caltanissetta
Cell. 339 45.68.163
e-mail: alessandroscalia@hotmail.com

BASILICATA

CERME S.R.L.
Via Piano Morra, 21
82100 BENEVENTO
Tel. 0824 35.55.11
Fax 0824 35.55.99





Rubinetteria Paffoni S.p.A.

Via Soriso, 2
28076 - Pogno (NO)
Tel. +39 0322 97321/2
Fax + 39 0322 97414
info@paffoni.it

www.paffoni.it